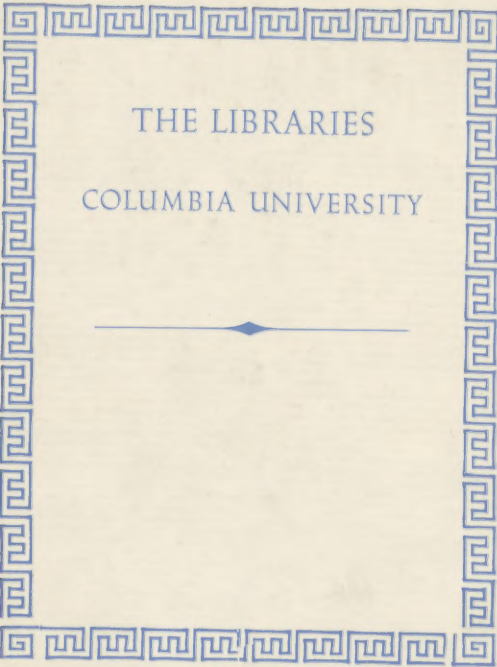


DUPLICATE



CU02137828





THE LIBRARIES
COLUMBIA UNIVERSITY




JUN 8 1967

COLUMBIA LIBRARIES OFFSITE




CU02137828



REPORT
ON THE CENSUS OF TRAVANCORE,
TAKEN
BY COMMAND OF
HIS HIGHNESS THE MAHARAJAH
ON THE
26th February 1891—16th Masy 1066 M.E.
ALONG WITH THE
IMPERIAL CENSUS OF INDIA.

BY
Y. NAGAM AIYA, B.A., F.R. HIST. S.,
Dewan Peishcar—Census Commissioner.

Vol. II.—APPENDIX.



ADDISON & CO.,
158 & 188, Mount Road, Madras.

1894.

315.4

T697

v.2

LIBRARY
UNIVERSITY
COLUMBIA

FEB 16 1945 PCR

CONTENTS

OF

VOL. II.

Part I.—Statistics (Taluqwar).

	PAGE.
TABLE I.—Area, Houses and Population	2-3
Do. II.—Variation in the Enumerated Population since last Census ...	4-5
Do. III.—Towns and Villages classified by Population	6-7
Do. IV.—Towns according to Population, compared with the preceding Census	8
Do. V.—Towns arranged territorially with Population by Religion ...	9
Do. VI.—Religions	10-11
Do. VII.—Ages, by Religions, Part (A)—Total Population ...	12-17
Do. do. do. (B)—Hindu	18-23
Do. do. do. (C)—Mussalman	24-27
Do. do. do. (D)—Christian	28-31
Do. do. do. (E)—Jain	32
Do. do. do. (F)—Parsi	33
Do. do. do. (G)—Jew	34
Do. do. do. (H)—None	35
Do. VIII.—Civil Condition by Religion and Age, Part (A)—Total Population	36-47
Do. do. Part (B)—Hindu	48-59
Do. do. do. (C)—Mussalman	60-71
Do. do. do. (D)—Christian... ..	72-83
Do. do. do. (E)—Jain	84-85
Do. do. do. (F)—Parsi	86
Do. do. do. (G)—Jew	87-92
Do. do. do. (H)—None	93
Do. IX.—Education by Religion and Age, Part (A)—Total Population... ..	94-99
Do. do. do. (B)—Hindu	100-105
Do. do. do. (C)—Mussalman	106-111
Do. do. do. (D)—Christian	112-117
Do. do. do. (E)—Jain	118-119
Do. do. do. (F)—Parsi	120
Do. do. do. (G)—Jew	121-122
Do. do. do. (H)—None	123

	PAGE.
TABLE X.—Parent Tongue	124-135
Do. XI.—Birth-place	136-177
Do. XII.—Persons of Unsound Mind by Age	178-181
Do. XIII.—Deaf-mutes, by Age	182-185
Do. XIV.—Blind by Age	186-189
Do. XV.—Lepers by Age	190-193
Do. XVI.—Castes, Tribes and Races, by Nationality or Traditional Occupation	194-361
Do. XVII.—Occupations, Part B.—(State distribution)	362-627


Part II.—Statistics (Final Tables).

TABLE I.—Area, Houses and Population	630
Do. II.—Variation in the Enumerated Population since last Census (February 1881)	631
Do. III.—Towns and Villages classified by Population	632
Do. IV.—Towns according to Population, compared with the preceding Census	633
Do. V.—Towns arranged territorially with Population by Religion	634
Do. VI.—Religions	635
Do. VII.—Ages by Religions, Part (A)—Total Population	636-637
Do. do. do. (B)—Hindu	638-639
Do. do. do. (C)—Mussalman	640-641
Do. do. do. (D)—Christian	642-643
Do. do. do. (E)—Jain	644
Do. do. do. (F)—Parsi	645
Do. do. do. (G)—Jew	646
Do. do. do. (H)—None	647
Do. VIII.—Civil Condition by Religion and Age, Part (A)—Total Population	648-650
Do. do. do. Part (B)—Hindu	651-653
Do. do. do. do. (C)—Mussalman	654-656
Do. do. do. do. (D)—Christian	657-659
Do. do. do. do. (E)—Jain	660-661
Do. do. do. do. (F)—Parsi	662
Do. do. do. do. (G)—Jew	663-665
Do. do. do. do. (H)—None	666
Do. IX.—Education by Religion and Age, Part (A)—Total Population	667-668
Do. do. do. do. (B)—Hindu	669-670
Do. do. do. do. (C)—Mussalman	671-672
Do. do. do. do. (D)—Christian	673-674
Do. do. do. do. (E)—Jain	675-676
Do. do. do. do. (F)—Parsi	677-678

	PAGE.
TABLE IX.—Education by Religion and Age, Part (G)—Jew	... 679-680
Do. do. do. (H)—None	... 681-682
Do. X.—Parent Tongue	... 683-686
Do. XI.—Birth-place	... 687-689
Do. XII.—Insane by Age	... 690
Do. XII.-A.—Persons of Unsound Mind by Caste, Tribe or Race	... 691-695
Do. XIII.—Deaf-mutes by Age	... 696
Do. XIII.-A.—Deaf-mutes by Caste, Tribe or Race	... 697-701
Do. XIV.—Blind by Age	... 702
Do. XIV.-A.—Blind by Caste, Tribe or Race	... 703-707
Do. XV.—Lepers by Age	... 708
Do. XV.-A.—Lepers by Caste, Tribe or Race	... 709-713
Do. XVI.—Castes, Tribes and Races by Nationality or Traditional Occupation	... 714-725
Do. XVII.—Occupations by Age, Part (A)—Travancore State Summary	... 726-845
Do. XVII.-C.—Occupations combined with Agriculture	... 846-847
Do. A.—Christians by Sect and Race, Part I.—Sects	... 848-850
Do. do. do. II.—Races	... 851-852
Do. B.—Europeans and Eurasians by Age	... 853
Do. C.—English Literates by Caste, &c.	... 854-867
Do. D.—Castes by Education	... 868-885
Do. E.—Castes, &c., by Civil Condition and Age	... 886-955

Part III.—Miscellaneous Information.

A.—Abstract of the Census of Travancore—February 1891	... 959-974
B.—Caste Index	... 975-977
List of Caste names in Travancore	... 978-989
C.—Names of Karas	... 991-1055



APPENDIX.

—♦—
PART I.—STATISTICS (TALUQWAR).

TABLE
Area, Houses,

Number.	TALUQ.	Area in square miles.	NUMBER OF		OCCUPIED HOUSES.			Total.
			Towns.	Villages.	Total.	Towns.	Villages.	
1	2	3	4	5	6	7	8	9
1	Tovala	121	...	6	7,084	...	7,084	29,751
2	Agastiswaram	97	1	6	19,647	2,475	17,172	87,241
3	Eranial	142	...	8	22,208	...	22,208	105,098
4	Kalkulam	142	...	8	12,561	...	12,561	59,474
5	Vilavankodu	146	...	8	13,036	...	13,036	68,521
6	Neyattankara	213	...	10	22,266	...	22,266	110,755
7	Trivandram ¹	99	1	10	21,562	4,793	16,769	111,938
8	Nedumangadu	340	...	8	11,633	...	11,633	55,497
9	Sirayinkil	143	...	11	19,612	...	19,612	97,995
10	Kottarakkara	234	...	8	13,684	...	13,684	71,517
11	Pattanapuram	400	...	6	7,915	...	7,915	39,447
12	Shenkotta	65	1	8	7,693	2,121	5,572	32,088
13	Quilon ²	154	1	7	22,816	2,895	19,921	121,935
14	Kunnattur	185	...	9	14,789	...	14,789	73,529
15	Karunagappalli	89	...	8	23,223	...	23,223	108,826
16	Kartigappalli	70	1	10	18,306	1,433	16,873	91,950
17	Mavellikara	...	1,164	8	21,718	...	21,718	103,619
18	Chenganur	7	18,605	...	18,605	93,960
19	Tiruvalla	125	...	8	24,247	...	24,247	122,142
20	Ambalappula	121	1	12	18,720	4,505	14,215	94,745
21	Sherttala	129	...	7	28,571	...	28,571	117,261
22	Vykkam	88	1	7	17,579	1,493	16,086	80,628
23	Ettumanur	140	...	6	15,580	...	15,580	80,823
24	Kottayam	147	1	7	15,005	1,310	13,695	77,094
25	Changanacheri	260	...	7	14,658	...	14,658	74,722
26	Meenachal	312	...	7	11,420	...	11,420	59,976
27	Muvattupula	516	...	8	20,387	...	20,387	103,009
28	Todupula	612	...	5	5,025	...	5,025	25,202
29	Kunnattunadu	221	...	11	20,702	...	20,702	114,049
30	Alangadu	208	...	7	13,183	...	13,183	70,958
31	Parur	47	...	6	10,729	...	10,729	59,278
	Cardamom Hills	1	1,754	...	1,754	11,413
	Periyar & Thekkadi.	2	618	...	618	3,295
	Total	6,730	8	247	516,536	21,025	495,511	2,557,736

1. Areas in British occupation included in the above, viz., Residency Escort...
 2. Areas in British occupation included in the above, consisting of the Cantonment and Regimental lines. } Quilon Cantonment

I. and Population.

POPULATION.

TOTAL.		MALES.			FEMALES.		
Towns.	Villages.	Total.	Towns.	Villages.	Total.	Towns.	Villages.
10	11	12	13	14	15	16	17
...	29,751	14,489	...	14,489	15,262	...	15,262
11,187	76,054	43,226	5,335	37,891	44,015	5,852	38,163
...	105,098	52,883	...	52,883	52,215	...	52,215
...	59,474	29,834	...	29,834	29,640	...	29,640
...	68,521	35,202	...	35,202	33,319	...	33,319
...	110,755	56,953	...	56,953	53,802	...	53,802
27,887	84,051	56,909	14,707	42,202	55,029	13,180	41,849
...	55,497	27,857	...	27,857	27,640	...	27,640
...	97,995	48,271	...	48,271	49,724	...	49,724
...	71,517	36,055	...	36,055	35,462	...	35,462
...	39,447	19,858	...	19,858	19,589	...	19,589
8,727	23,361	15,700	4,202	11,498	16,388	4,525	11,863
15,375	106,560	60,832	7,871	52,961	61,103	7,504	53,599
...	73,529	37,397	...	37,397	36,132	...	36,132
...	108,826	52,862	...	52,862	55,964	...	55,964
6,890	85,060	45,216	3,448	41,768	46,734	3,442	43,292
...	103,619	52,494	...	52,494	51,125	...	51,125
...	93,960	48,443	...	48,443	45,517	...	45,517
...	122,142	62,514	...	62,514	59,628	...	59,628
22,768	71,977	46,909	11,286	35,623	47,836	11,482	36,354
...	117,261	58,448	...	58,448	58,813	...	58,813
7,769	72,859	40,947	4,113	36,834	39,681	3,656	36,025
...	80,823	41,536	...	41,536	39,287	...	39,287
7,090	70,004	39,229	3,539	35,690	37,865	3,551	34,314
...	74,722	38,596	...	38,596	36,126	...	36,126
...	59,976	30,830	...	30,830	29,146	...	29,146
...	103,009	51,595	...	51,595	51,414	...	51,414
...	25,202	12,786	...	12,786	12,416	...	12,416
...	114,049	57,216	...	57,216	56,833	...	56,833
...	70,958	35,944	...	35,944	35,014	...	35,014
...	59,278	30,082	...	30,082	29,196	...	29,196
...	11,413	6,714	...	6,714	4,699	...	4,699
...	3,295	2,588	...	2,588	707	...	707
107,693	2,450,043	1,290,415	54,501	1,235,914	1,267,321	53,192	1,214,129

Occupied Houses. Total Population. Males. Females.

...	81	226	127	99
and Regimental lines	...	636	2,539	1,357	1,182	

TABLE

Variation in the Enumerated

Number.	TALUQ.	TOTAL.		
		1891.	1881.	Variation.
1	2	3	4	5
1	Tovala	29,751	30,260	-509
2	Agastiswaram	87,241	78,979	+8,262
3	Eranial	105,098	112,116	-7,018
4	Kalkulam	59,474	60,908	-1,434
5	Vilavankodu	68,521	69,688	-1,167
6	Neyattankara	110,755	110,410	+345
7	Trivandram	111,938	102,986	+8,952
8	Nedumangadu	55,497	52,211	+3,286
9	Sirayinkil	97,995	87,072	+10,923
10	Kottarakkara	71,517	55,924	+15,593
11	Pattanamapuram	39,447	37,064	+2,383
12	Shenkotta	32,088	30,477	+1,611
13	Quilon	121,935	108,469	+13,466
14	Kunnattur	73,529	62,700	+10,829
15	Karunagappalli	108,826	101,039	+7,787
16	Kartigappalli	91,950	81,969	+9,981
17	Mavelikkara	103,619	111,731	-8,112
18	Chenganur	93,960	81,301	+12,659
19	Tiruvalla	122,142	103,007	+19,135
20	Ambalappula	94,745	93,104	+1,641
21	Sherttala	117,261	113,704	+3,557
22	Vykkam	80,628	76,414	+4,214
23	Ettumanur	80,823	79,058	+1,765
24	Kottayam	77,094	64,958	+12,136
25	Changanacheri	74,722	74,154	+568
26	Meenachal	59,976	57,102	+2,874
27	Muvattupula	103,009	95,460	+7,549
28	Todupula	25,202	24,321	+881
29	Kunnattunadu	114,049	109,625	+4,424
30	Alangadu	70,958	66,753	+4,205
31	Parur	59,278	61,966	-2,688
	Cardamom Hills	11,413	6,228	+5,185
	Periyar and Thekkadi	3,295	...	+3,295
	Total	2,557,736	2,401,158	+156,578

II.

Population since last Census.

MALES.			FEMALES.		
1891.	1881.	Variation.	1891.	1881.	Variation.
6	7	8	9	10	11
14,489	14,830	-341	15,262	15,430	-168
43,226	37,741	+5,485	44,015	41,238	+2,777
52,883	55,124	-2,241	52,215	56,992	-4,777
29,834	30,341	-507	29,640	30,567	-927
35,202	35,101	+101	33,319	34,587	-1,268
56,953	55,318	+1,635	53,802	55,092	-1,290
56,909	51,633	+5,276	55,029	51,353	+3,676
27,857	26,465	+1,392	27,640	25,746	+1,894
48,271	42,193	+6,078	49,724	44,879	+4,845
36,055	28,253	+7,802	35,462	27,671	+7,791
19,858	18,594	+1,264	19,589	18,470	+1,119
15,700	14,688	+1,012	16,388	15,789	+599
60,832	53,027	+7,805	61,103	55,442	+5,661
37,397	31,358	+6,039	36,132	31,342	+4,790
52,862	48,815	+4,047	55,964	52,224	+3,740
45,216	40,009	+5,207	46,734	41,960	+4,774
52,494	55,604	-3,110	51,125	56,127	-5,002
48,443	41,375	+7,068	45,517	39,926	+5,591
62,514	52,719	+9,795	59,628	50,288	+9,340
46,909	46,957	-48	47,836	46,147	+1,689
58,448	56,204	+2,244	58,813	57,500	+1,313
40,947	38,448	+2,499	39,681	37,966	+1,715
41,536	39,446	+2,090	39,287	39,612	-325
39,229	33,008	+6,221	37,865	31,950	+5,915
38,596	38,169	+427	36,126	35,985	+141
30,830	29,120	+1,710	29,146	27,982	+1,164
51,595	47,395	+4,200	51,414	48,065	+3,349
12,786	12,335	+451	12,416	11,986	+430
57,216	54,625	+2,591	56,833	55,000	+1,833
35,944	33,407	+2,537	35,014	33,346	+1,668
30,082	31,487	-1,405	29,196	30,479	-1,283
6,714	3,845	+3,869	4,699	2,883	+1,816
2,588	...	+2,588	707	...	+707
1,290,415	1,197,134	+93,281	1,267,321	1,204,024	+63,297

TABLE
Towns and Villages

Number.	TALUQ.	Total No. of Towns and Villages.	Total Population.	Population.							
				1-199.		200-499.		500-999.		1,000-1,999.	
				Number.	Population.	Number.	Population.	Number.	Population.	Number.	Population.
1	2	3	4	5	6	7	8	9	10	11	12
1	Tovala	6	29,751
2	Agastiswaram	7	87,241
3	Eranial	9	105,098
4	Kalkulam	8	59,471
5	Vilavankodu	8	68,521
6	Neyattankara	10	110,755
7	Trivandram	11	111,938
8	Nedumangadu	8	55,497
9	Sirayinkil	11	97,995
10	Kottarakkara	8	71,517
11	Pattanamparam	6	39,447
12	Shenkotta	9	32,088	3	4,150
13	Quilon	8	121,935
14	Kunnattur	9	73,529
15	Karunagappalli	8	108,826
16	Kartigappalli	11	91,950
17	Mavellikara	8	103,619
18	Chenganur	7	93,960
19	Tiruvalla	8	122,142
20	Ambalappula	13	94,745	1	1,433
21	Sherttala	7	117,261
22	Vykkam	8	80,628
23	Ettumanur	6	80,823
24	Kottayam	8	77,094
25	Changanacheri	7	74,722
26	Meenachal	7	59,976
27	Muvattupula	8	103,009
28	Todupula	5	25,202
29	Kunnattunadu	11	114,049
30	Alangadu	7	70,958
31	Parur	6	59,278
	Cardamom Hills	1	11,413
	Periyar and Thekkadi.	2	3,295	1	716
	Total	255	2,557,736	1	716	4	5,583

III.

classified by Population.

2,000-2,999.		3,000-4,999.		5,000-9,999.		10,000-14,999.		15,000-19,999.		20,000-49,999.		50,000 & over.	
Number.	Population.	Number.	Population.	Number.	Population.	Number.	Population.	Number.	Population.	Number.	Population.	Number.	Population.
13	14	15	16	17	18	19	20	21	22	23	24	25	26
2	5,158	1	4,036	3	20,557
...	2	14,831	3	33,260	1	17,851	1	21,299
...	2	14,029	3	34,493	2	33,941	1	22,635
1	2,551	1	4,479	4	28,386	2	24,058
...	...	1	3,808	4	30,917	3	33,796
1	2,735	6	42,816	1	12,200	2	53,004
...	...	1	4,911	6	43,931	3	35,209	1	27,887
...	...	3	12,530	4	32,453	1	10,514
...	...	2	9,278	6	46,531	2	23,797	1	18,889
...	5	36,056	3	35,461
...	...	1	4,381	4	24,437	1	10,629
1	2,502	4	16,709	1	8,727
...	2	15,954	2	26,368	1	15,375	3	64,238
...	...	2	9,582	5	42,832	2	21,115
...	5	59,409	3	49,417
...	...	2	8,856	7	56,386	1	11,253	1	15,455
...	2	18,598	3	35,381	3	49,640
...	2	16,609	3	34,787	1	16,450	1	26,114
...	1	8,969	3	33,980	2	32,412	2	41,781
1	2,903	1	4,877	8	51,084	1	11,680	1	22,768
...	2	27,108	4	68,774	1	21,379
...	6	49,584	1	14,179	1	16,865
...	5	58,269	1	22,554
...	6	50,824	2	26,270
...	...	2	7,979	1	5,561	2	27,986	2	33,196
...	...	1	4,917	4	32,861	2	22,198
...	3	26,661	2	22,854	3	53,494
...	...	4	17,525	1	7,677
...	...	1	4,122	5	39,147	4	50,457	1	20,323
...	5	40,964	1	14,110	1	15,884
...	...	1	3,341	2	16,479	2	23,572	1	15,886
...	1	11,413
1	2,579
7	18,428	28	121,331	107	823,861	66	790,806	27	453,029	15	343,982

TABLE IV.

66

Towns according to
Population compared
with the preceding Census.

TABLE IV.
Towns according to Population compared with the preceding Census.

TOWN.	Municipality Suburbs or Cantonment.	TOTAL POPULATION.			MALES.			FEMALES.			NOTES (CHANGE IN AREAS, &c.)
		1891	1881	Variation.	1891	1881	Variation.	1891	1881	Variation.	
1	2	3	4	5	6	7	8	9	10	11	12
Trivandram.	Residency Escort.	27,661	14,580	13,081
...	...	226	127	99
...	Total	27,887	41,173	-13,286	14,707	13,180
Alleppey	...	22,768	25,754	-2,986	11,286	11,482
Quilon	...	12,836	6,514	6,322
...	Cantonment	2,539	1,357	1,182
...	Total	15,375	13,588	+1,787	7,871	7,504
Nagercoil	...	11,187	16,534	-5,347	5,335	5,852
Shenkotta	...	8,727	7,882	+845	4,202	4,525
Vykkam	...	7,769	13,053	-5,284	4,113	3,656
Kottayam	...	7,090	11,293	-4,203	3,539	3,351
Aripaud	...	6,890	3,448	3,412

NOTE.—The figures for 1881 are only approximate, for the towns were not then separately censused and their limits defined as on the present occasion; hence the large variation in the results.

Aripaud was not included as a town in the 1881 Census.

Towns arranged territorially,
with Population by Religion.

TABLE V.
Towns arranged territorially, with Population by Religion.

Towns.	TOTAL POPULATION.						HINDU.			MUSSALMAN.			CHRISTIAN.			JEW.		
	Total.	Males.	Females.	Total.	Males.	Females.	Total.	Males.	Females.	Total.	Males.	Females.	Total.	Males.	Females.	Total.	Males.	Females.
	2	3	4	5	6	7	8	9	10	11	12	13	14	15	16	17	18	19
Trivandram	27,887	14,707	13,180	24,804	13,243	11,561	1,610	817	793	1,473	647	826
Alleppey	22,768	11,286	11,482	11,304	5,583	5,721	7,470	3,441	4,029	3,994	2,262	1,782
Quilon	15,375	7,871	7,504	7,614	3,948	3,666	3,444	1,806	1,638	4,307	2,112	2,195	10	5	5
Nagercoil	11,187	5,385	5,852	9,632	4,618	5,014	57	33	24	1,498	684	814
Shenkotta	8,727	4,202	4,525	8,402	4,042	4,360	287	140	147	38	20	18
Vykkam	7,769	4,113	3,656	6,864	3,610	3,254	90	55	35	815	448	367
Kottayam	7,090	3,539	3,551	4,037	2,021	2,016	197	114	83	2,856	1,404	1,452
Aripaud	6,890	3,448	3,442	5,706	2,872	2,834	240	111	129	944	465	479

TABLE

Reli

Number.	TALUQ.	TOTAL POPULATION.			HINDU.		
		Total.	Males.	Females.	Total.	Males.	Females.
1	2	3	4	5	6	7	8
1	Tovala ...	29,751	14,489	15,262	26,822	13,107	13,715
2	Agastiswaram ...	87,241	43,226	44,015	68,634	33,920	34,714
3	Eranial ...	105,098	52,883	52,215	74,383	37,597	36,786
4	Kalkulam ...	59,474	29,834	29,640	47,117	23,607	23,510
5	Vilavankodu ...	68,521	35,202	33,319	56,718	29,108	27,610
6	Neyattankara ...	110,755	56,953	53,802	93,618	48,144	45,474
7	Trivandram ...	111,938	56,909	55,029	93,468	47,760	45,708
8	Nedumangadu ...	55,497	27,857	27,640	50,766	25,345	25,421
9	Sirayinkil ...	97,995	48,271	49,724	83,105	40,937	42,168
10	Kottarakkara ...	71,517	36,055	35,462	57,393	28,873	28,520
11	Pattanapuram ...	39,447	19,858	19,589	31,453	15,877	15,576
12	Shenkotta ...	32,088	15,700	16,388	30,033	14,603	15,430
13	Quilon ...	121,935	60,832	61,103	90,737	45,136	45,601
14	Kunnattur ...	73,529	37,397	36,132	61,948	31,606	30,342
15	Karunagappalli ...	108,826	52,862	55,964	86,968	41,679	45,289
16	Kartigappalli ...	91,950	45,216	46,734	76,849	37,693	39,156
17	Mavellikkara ...	103,619	52,494	51,125	85,000	42,881	42,119
18	Chenganur ...	93,960	48,443	45,517	65,795	33,894	31,901
19	Tiruvalla ...	122,142	62,514	59,628	77,711	39,751	37,960
20	Ambalappula ...	94,745	46,909	47,836	63,660	31,275	32,385
21	Sherattala ...	117,261	58,448	58,813	89,561	44,659	44,902
22	Vykkam ...	80,628	40,947	39,681	65,704	33,190	32,514
23	Ettumanur ...	80,823	41,536	39,287	49,356	25,423	23,933
24	Kottayam ...	77,094	39,229	37,865	49,756	25,300	24,456
25	Changanachery ...	74,722	38,596	36,126	44,698	23,181	21,517
26	Meenachal ...	59,976	30,830	29,146	27,797	14,402	13,395
27	Muvattupula ...	103,009	51,595	51,414	52,923	26,341	26,582
28	Todupula ...	25,202	12,786	12,416	14,714	7,432	7,282
29	Kunnattunadu ...	114,049	57,216	56,833	66,116	33,037	33,079
30	Alangadu ...	70,958	35,944	35,014	38,056	18,967	19,089
31	Parur ...	59,278	30,082	29,196	38,216	19,427	18,789
	Cardamom Hills ...	11,413	6,714	4,699	10,235	5,877	4,358
	Periyar & Thekkadi.	3,295	2,588	707	2,554	1,966	588
	Total ...	2,557,736	1,290,415	1,267,321	1,871,864	941,995	929,869

VI.

gions.

MUSSALMAN.			CHRISTIAN.			JAIN.			PARSI.			JEW.			NONE.		
Total.	Males.	Females.	Total.	Males.	Females.	Total.	Males.	Females.	Total.	Males.	Females.	Total.	Males.	Females.	Total.	Males.	Females.
9	10	11	12	13	14	15	16	17	18	19	20	21	22	23	24	25	26
1,184	550	634	1,745	832	913
3,387	1,709	1,678	15,220	7,597	7,623
4,065	2,115	1,950	26,650	13,171	13,479
2,420	1,222	1,198	9,937	5,005	4,932
2,087	1,064	1,023	9,716	5,030	4,686
5,143	2,589	2,554	11,994	6,220	5,774
9,506	4,718	4,788	8,963	4,430	4,533	1	1
3,308	1,718	1,590	1,423	794	629
13,050	6,434	6,616	1,840	900	940
4,550	2,376	2,174	9,574	4,806	4,768
4,169	2,063	2,106	3,825	1,918	1,907
1,611	864	747	444	233	211
13,650	6,995	6,655	17,538	8,696	8,842	10	5	5
2,759	1,426	1,333	8,822	4,365	4,457
13,061	6,884	6,177	8,797	4,299	4,498
7,075	3,549	3,526	8,026	3,974	4,052
4,134	2,188	1,946	14,485	7,425	7,060
2,843	1,485	1,358	25,322	13,064	12,258
2,175	1,158	1,017	42,256	21,605	20,651
10,133	4,789	5,344	20,952	10,845	10,107
2,787	1,363	1,424	24,913	12,426	12,487
3,423	1,767	1,656	11,501	5,990	5,511
483	313	170	30,984	15,800	15,184
1,151	637	514	26,187	13,292	12,895
3,420	1,795	1,625	26,604	13,620	12,984
1,084	631	453	81,095	15,797	15,298
6,442	3,348	3,094	43,644	21,906	21,738
2,676	1,409	1,267	7,812	3,945	3,867
11,386	5,884	5,502	36,547	18,295	18,252
11,386	5,994	5,392	21,513	10,980	10,533	3	3
3,632	1,874	1,758	17,315	8,721	8,594	115	60	55
345	221	124	833	616	217
298	243	55	434	372	62	7	5	2	2	2	...
158,823	81,375	77,448	526,911	266,969	259,942	10	8	2	1	1	...	125	65	60	2	2	...

TABLE
Ages, by Religions,

Number.	TALUQ.	TOTAL POPULATION.		
		Total.	Males.	Females.
1	2	3	4	5
1	Tovala	29,751	14,489	15,262
2	Agastiswaram	87,241	43,226	44,015
3	Eranial	105,098	52,883	52,215
4	Kalkulam	59,474	29,834	29,640
5	Vilavankodu	68,521	35,202	33,319
6	Neyattankara	110,755	56,953	53,802
7	Trivandram	111,938	56,909	55,029
8	Nedumangadu	55,497	27,857	27,640
9	Sirayinkil	97,995	48,271	49,724
10	Kottarakkara	71,517	36,055	35,462
11	Pattanapuram	39,447	19,858	19,589
12	Shenkotta	32,083	15,700	16,388
13	Quilon	121,935	60,832	61,103
14	Kunnattur	73,529	37,397	36,132
15	Karunagappalli	108,826	52,862	55,964
16	Kartigappalli	91,950	45,216	46,734
17	Mavellikkara	103,619	52,494	51,125
18	Chenganur	93,960	43,443	45,517
19	Tiruvalla	122,142	62,514	59,628
20	Ambalappula	94,745	46,909	47,836
21	Sherttala	117,261	58,448	58,813
22	Vykkam	80,628	40,947	39,681
23	Ettumanur	80,823	41,536	39,287
24	Kottayam	77,094	39,229	37,865
25	Changanacheri	74,722	38,596	36,126
26	Meenachal	59,976	30,830	29,146
27	Muvattupula	103,009	51,595	51,414
28	Todupula	25,202	12,786	12,416
29	Kunnattunadu	114,049	57,216	56,833
30	Alangadu	70,958	35,944	35,014
31	Parur	59,278	30,082	29,196
	Cardamom Hills	11,413	6,714	4,699
	Periyar & Thekkadi... ..	3,295	2,588	707
	Total	2,557,736	1,290,415	1,267,321

VII.

Part (A)—Total Population.

AGE PERIODS.							
Under 1 year.		1 year.		2 years.		3 years.	
Males.	Females.	Males.	Females.	Males.	Females.	Males.	Females.
6	7	8	9	10	11	12	13
161	188	426	524	392	406	480	482
627	640	1,050	1,184	1,123	1,317	1,333	1,419
848	970	1,258	1,458	1,387	1,569	1,778	1,969
323	470	808	855	741	772	1,004	1,107
561	852	697	829	686	807	1,090	1,232
934	1,215	849	1,047	1,101	1,360	1,520	1,691
870	1,035	1,128	1,311	1,286	1,390	1,565	1,596
659	768	581	622	663	741	857	808
839	1,030	1,134	1,239	1,377	1,446	1,598	1,605
509	630	825	1,001	1,155	1,228	1,186	1,220
294	340	398	473	586	674	559	663
421	426	392	404	443	475	478	494
967	1,125	1,356	1,481	1,717	1,798	1,981	1,985
655	751	925	944	1,146	1,195	1,100	1,140
942	1,064	1,407	1,596	1,583	1,609	1,685	1,747
605	762	1,153	1,396	1,267	1,404	1,380	1,397
556	635	1,134	1,237	1,446	1,443	1,514	1,513
717	707	1,200	1,190	1,337	1,354	1,417	1,457
1,051	1,135	1,268	1,466	1,547	1,641	1,798	2,010
795	1,336	1,378	1,671	1,288	1,473	1,411	1,647
732	780	1,149	1,528	1,413	1,483	1,760	2,061
437	521	821	875	1,001	1,001	1,165	1,275
569	670	856	1,044	989	1,130	1,324	1,596
669	821	921	972	1,034	1,108	1,173	1,260
632	745	759	908	1,027	1,057	1,180	1,174
370	490	921	1,061	994	1,054	915	947
588	786	1,240	1,410	1,380	1,674	1,648	1,956
361	362	412	369	439	409	363	394
682	820	1,227	1,446	1,470	1,761	1,765	2,102
631	698	867	869	896	995	990	978
420	589	826	967	977	1,094	1,004	1,080
42	69	131	136	126	146	149	153
9	15	8	9	22	17	20	22
19,526	23,445	29,500	33,522	34,039	37,031	39,140	42,180

TABLE
Ages, by Religions,

Number.	TALUQ.	AGE					
		4 years.		Total 0-4.		5-9.	
		Males.	Females.	Males.	Females.	Males.	Females.
1	2	14	15	16	17	18	19
1	Tovala ...	398	410	1,857	2,010	1,633	1,792
2	Agastiswaram ...	1,227	1,325	5,360	5,885	5,352	5,475
3	Eranial ...	1,389	1,560	6,660	7,526	6,722	7,097
4	Kalkulam ...	760	787	3,686	3,991	3,622	3,855
5	Vilavankodu ...	856	840	3,890	4,560	4,251	4,264
6	Neyattankara ...	1,174	1,262	5,578	6,575	6,514	6,504
7	Trivandram ...	1,384	1,329	6,233	6,661	6,335	6,422
8	Nedumangadu ...	762	738	3,522	3,677	3,052	3,321
9	Sirayinkil ...	1,330	1,334	6,278	6,654	6,465	5,945
10	Kottarakkara ...	1,004	990	4,679	5,069	4,749	4,702
11	Pattanamuram ...	458	460	2,295	2,610	2,118	2,323
12	Shenkotta ...	433	426	2,167	2,225	1,919	1,970
13	Quilon ...	1,542	1,548	7,563	7,937	8,031	7,811
14	Kunnattur ...	1,052	870	4,878	4,900	4,598	4,365
15	Karunagappalli ...	1,337	1,441	6,904	7,457	6,843	6,670
16	Kartigappalli ...	1,126	1,240	5,531	6,199	5,397	5,515
17	Mavellikkara ...	1,232	1,266	5,882	6,094	6,119	6,069
18	Chenganur ...	1,099	1,144	5,770	5,852	5,966	5,607
19	Tiruvalla ...	1,341	1,435	7,005	7,687	7,591	7,436
20	Ambalappula ...	1,112	1,250	5,984	7,377	5,416	5,206
21	Sherttala ...	1,147	1,347	6,201	7,199	6,547	6,806
22	Vykkam ...	932	913	4,356	4,585	5,178	4,906
23	Ettumanur ...	963	1,096	4,701	5,536	5,244	5,041
24	Kottayam ...	820	876	4,617	5,037	5,014	5,014
25	Changanachery ...	774	823	4,422	4,707	4,368	4,388
26	Meenachal ...	677	762	3,877	4,314	3,819	3,889
27	Muvattupula ...	1,139	1,163	5,995	6,989	7,175	7,043
28	Todupula ...	245	263	1,820	1,797	1,537	1,517
29	Kunnattunadu ...	1,399	1,592	6,543	7,721	7,731	7,759
30	Alangadu ...	1,074	1,100	4,458	4,640	4,819	4,654
31	Parur ...	844	902	4,071	4,632	4,112	3,945
	Cardamom Hills ...	142	138	590	642	587	593
	Periyar & Thekkadi.	22	9	76	72	77	56
	Total ...	31,194	32,639	153,399	168,817	158,901	157,960

VII.

Part (A)—Total Population—(Continued).

PERIODS—(Continued).

10—14.		15—19.		20—24.		25—29.	
Males.	Females.	Males.	Females.	Males.	Females.	Males.	Females.
20	21	22	23	24	25	26	27
1,545	1,409	1,223	1,346	1,201	1,427	1,343	1,490
4,818	4,438	3,932	3,998	3,500	3,999	3,667	4,232
5,668	5,047	4,847	4,523	4,166	4,508	4,688	5,221
3,416	3,044	3,171	3,058	2,514	2,833	2,743	2,864
4,110	3,645	3,751	3,647	3,017	3,232	3,277	3,364
6,339	5,985	5,725	6,655	4,862	5,320	5,566	5,450
6,317	5,941	5,522	6,128	5,555	5,796	5,313	5,120
3,197	3,072	2,554	3,174	2,368	2,856	2,567	2,515
5,828	5,303	4,387	5,319	3,898	4,713	4,132	4,538
4,155	3,910	3,267	3,439	2,769	3,053	3,228	3,265
2,087	2,044	1,892	2,033	1,603	1,809	2,003	1,958
1,802	1,746	1,393	1,453	1,300	1,419	1,276	1,506
7,273	6,815	5,737	6,422	5,038	5,264	5,333	5,556
4,298	3,752	3,236	3,299	2,922	3,153	3,337	3,377
6,143	6,041	4,654	5,401	4,165	4,991	5,008	5,519
5,299	4,954	4,091	4,740	3,766	4,391	4,429	4,847
5,875	5,400	4,917	5,052	4,177	4,706	4,915	5,020
5,950	5,356	4,767	4,527	4,151	4,010	4,375	4,224
7,478	6,848	5,715	5,820	5,280	5,547	5,830	5,668
5,340	4,810	4,462	4,677	4,141	4,580	4,294	4,466
5,882	5,887	4,865	5,831	4,845	5,986	6,073	6,704
4,633	4,132	3,733	3,972	3,388	3,810	3,904	4,166
4,920	4,241	3,688	3,749	3,458	3,823	3,691	3,548
4,835	4,396	3,785	3,743	3,260	3,358	3,425	3,497
4,592	4,053	3,331	3,385	3,043	3,512	3,158	3,521
3,832	3,269	3,025	3,087	2,872	2,830	2,767	2,519
6,783	6,183	4,521	4,621	3,999	4,449	4,672	4,866
1,706	1,590	1,269	1,413	1,097	1,131	1,081	1,083
6,927	6,303	5,002	5,222	4,468	5,129	5,040	5,462
4,393	4,306	3,266	3,617	2,714	3,126	3,185	3,606
3,679	3,400	2,762	2,781	2,594	2,765	2,523	2,643
684	496	787	523	796	507	998	527
122	68	281	72	400	102	518	106
149,926	137,884	119,558	126,727	107,327	117,835	118,359	122,448

TABLE
Ages, by Religions,

Number.	TALUQ.	AGE					
		30-34.		35-39.		40-44.	
		Males.	Females.	Males.	Females.	Males.	Females.
1	2	28	29	30	31	32	33
1	Tovala ...	1,289	1,393	1,155	908	1,112	1,034
2	Agastiswaram ...	3,582	3,726	3,318	2,823	3,086	2,764
3	Eranial ...	4,300	4,291	4,142	3,343	3,505	2,910
4	Kalkulam ...	2,243	2,313	2,308	1,939	1,840	1,629
5	Vilavankodu ...	2,378	2,592	2,799	2,081	2,200	1,740
6	Neyattankara ...	4,441	4,049	4,720	3,544	3,847	2,919
7	Trivandram ...	4,562	4,079	4,250	3,487	3,839	3,135
8	Nedumangadu ...	2,075	2,023	2,159	1,661	1,516	1,418
9	Sirayinkil ...	3,364	3,711	3,505	2,951	2,682	2,709
10	Kottarakkara ...	2,489	2,487	2,693	2,303	2,070	1,827
11	Pattanamapuram ...	1,619	1,569	1,901	1,384	1,218	974
12	Shenkotta ...	1,252	1,317	1,068	1,041	1,137	1,089
13	Quilon ...	4,335	4,423	4,334	3,866	3,598	3,506
14	Kunnattur ...	2,716	2,515	2,925	2,302	2,105	1,913
15	Karunagappalli ...	3,784	3,972	4,096	3,819	3,024	3,194
16	Kartigappalli ...	3,515	3,451	3,641	3,025	2,790	2,624
17	Mavellikara ...	4,051	3,997	4,068	3,537	3,414	2,961
18	Chenganur ...	3,446	3,135	3,556	2,856	2,446	2,333
19	Tiruvalla ...	4,689	4,235	4,598	3,820	3,652	3,125
20	Ambalappula ...	3,551	3,469	3,379	3,041	2,938	2,817
21	Sherttala ...	5,244	5,115	5,533	4,082	4,301	2,994
22	Vykkam ...	3,431	3,228	3,341	2,750	2,782	2,374
23	Ettumanur ...	3,012	2,994	3,136	2,581	2,759	1,995
24	Kottayam ...	2,856	2,781	2,905	2,335	2,176	1,918
25	Changanachery ...	3,494	3,092	3,310	2,212	2,339	1,809
26	Meenachal ...	2,276	1,977	2,208	1,695	1,705	1,378
27	Muvattupula ...	3,951	3,761	3,875	3,377	3,144	2,661
28	Todupula ...	897	839	922	765	732	603
29	Kunnattunadu ...	4,616	4,388	4,367	3,904	3,515	3,054
30	Alangadu ...	2,767	2,475	2,799	2,360	2,161	1,630
31	Parur ...	2,431	2,232	2,073	1,664	1,722	1,436
	Cardamom Hills ...	563	372	575	251	372	234
	Periyar & Thekkadi.	405	88	279	37	193	48
	Total ...	100,124	96,089	99,938	81,744	79,920	68,755

VII.

Part (A)—Total Population—(Continued).

PERIODS—(Continued).

45—49.		50—54.		55—59.		60 and over.	
Males.	Females.	Males.	Females.	Males.	Females.	Males.	Females.
34	35	36	37	38	39	40	41
659	537	593	690	307	347	572	879
2,055	1,574	1,801	1,860	920	895	1,835	2,346
2,317	1,803	1,885	2,028	1,297	1,333	2,686	2,585
1,396	1,158	1,076	1,053	690	558	1,179	1,345
1,727	1,192	1,189	976	712	554	1,401	1,472
2,886	1,857	2,156	1,642	1,479	954	2,890	2,348
2,792	2,140	2,311	2,058	1,483	1,424	2,397	2,638
1,349	1,041	1,226	941	829	657	1,443	1,284
2,114	1,841	1,904	1,833	1,315	1,161	2,399	3,046
1,588	1,303	1,433	1,424	882	823	2,058	1,857
1,036	750	778	726	513	374	795	1,035
692	622	746	818	369	395	579	787
2,654	2,276	2,368	2,459	1,519	1,535	3,049	3,233
1,669	1,474	1,565	1,588	1,048	1,149	2,100	2,345
2,326	2,118	2,084	2,221	1,309	1,404	2,522	3,157
2,033	1,668	1,697	1,790	1,120	1,083	1,907	2,447
2,570	2,024	2,227	1,994	1,393	1,313	2,886	2,958
2,242	1,830	1,943	1,837	1,285	1,187	2,546	2,763
2,786	2,407	2,681	2,340	1,872	1,533	3,337	3,162
2,087	2,078	1,900	1,845	1,352	1,301	2,065	2,169
3,033	2,188	2,150	1,989	1,380	1,296	2,394	2,736
1,913	1,420	1,634	1,500	891	857	1,763	1,981
1,849	1,522	1,825	1,596	1,115	1,004	2,138	1,957
1,874	1,573	1,580	1,443	1,035	891	1,867	1,879
1,809	1,384	1,638	1,308	1,073	823	2,019	1,932
1,211	1,042	1,137	957	710	718	1,391	1,471
2,185	2,032	2,113	1,930	1,127	1,074	2,055	2,428
524	414	431	449	292	282	478	533
2,581	2,259	2,462	1,955	1,348	1,297	2,616	2,380
1,510	1,309	1,324	1,114	914	801	1,634	1,376
1,217	984	1,031	921	652	651	1,215	1,142
263	148	159	121	149	90	191	195
92	15	71	20	37	6	37	17
58,984	47,983	51,118	47,426	32,417	29,770	60,444	63,883

TABLE
Ages, by Religions,

Number.	TALUQ.	TOTAL HINDU.		
		Total.	Males.	Females.
1	2	3	4	5
1	Tovala	26,822	13,107	13,715
2	Agastiswaram	68,634	33,920	34,714
3	Eranial	74,383	37,597	36,786
4	Kalkulam	47,117	23,607	23,510
5	Vilavankodu	56,718	29,108	27,610
6	Neyattankara	93,618	48,144	45,474
7	Trivandram	93,468	47,760	45,708
8	Nedumangadu	50,766	25,345	25,421
9	Sirayinkil	83,105	40,937	42,168
10	Kottarakkara	57,393	28,873	28,520
11	Pattanapuram	31,453	15,877	15,576
12	Shenkotta	30,033	14,603	15,430
13	Quilon	90,737	45,136	45,601
14	Kunnattur	61,948	31,606	30,342
15	Karunagappalli	86,968	41,679	45,289
16	Kartigappalli	76,849	37,693	39,156
17	Mavellikkara	85,000	42,881	42,119
18	Chenganur	65,795	33,894	31,901
19	Tiruvalla	77,711	39,751	37,960
20	Ambalappula	63,660	31,275	32,385
21	Sherttala	89,561	44,659	44,902
22	Vykkam	65,704	33,190	32,514
23	Ettumanur	49,356	25,423	23,933
24	Kottayam	49,756	25,300	24,456
25	Changanacheri	44,698	23,181	21,517
26	Meenachal	27,797	14,402	13,395
27	Muvattupula	52,923	26,341	26,582
28	Todupula	14,714	7,432	7,282
29	Kunnattunadu	66,116	33,037	33,079
30	Alangadu	38,056	18,967	19,089
31	Parur	38,216	19,427	18,789
	Cardamom Hills	10,235	5,877	4,358
	Periyar and Thekkadi	2,554	1,966	588
	Total	1,871,864	941,995	929,869

VII.

Part (B)—Hindu.

AGE PERIODS.							
Under 1 year.		1 year.		2 years.		3 years.	
Males.	Females.	Males.	Females.	Males.	Females.	Males.	Females.
6	7	8	9	10	11	12	13
141	163	385	458	342	356	432	423
506	515	796	902	831	1,008	1,029	1,065
640	734	895	1,019	950	1,083	1,290	1,399
262	395	633	664	559	580	770	847
468	703	591	711	544	658	896	1,032
801	1,061	707	889	916	1,150	1,298	1,419
756	905	911	1,042	1,067	1,124	1,267	1,266
614	700	547	583	599	684	784	738
713	880	964	1,035	1,154	1,208	1,366	1,370
383	488	655	780	916	946	956	934
217	263	325	368	458	543	440	507
396	394	368	376	393	442	435	459
675	797	1,013	1,089	1,227	1,305	1,405	1,435
515	609	767	769	946	978	913	923
713	821	1,033	1,250	1,224	1,252	1,267	1,387
480	618	972	1,167	1,067	1,148	1,126	1,147
416	457	875	973	1,150	1,162	1,225	1,206
492	490	766	772	892	867	936	965
619	663	748	859	913	1,000	1,080	1,175
514	667	903	939	844	901	909	1,028
519	551	823	1,115	1,046	1,088	1,329	1,524
361	428	646	693	782	774	947	1,022
342	399	524	622	616	658	790	954
444	558	546	589	656	686	763	787
389	414	411	481	568	565	675	606
160	232	408	427	446	457	409	429
315	412	607	675	644	800	787	989
210	215	230	223	248	242	191	215
420	481	725	796	829	1,003	999	1,196
451	517	467	457	481	500	507	508
294	385	500	600	638	691	652	688
33	61	124	130	117	137	141	146
9	13	2	9	19	12	15	20
14,268	16,989	20,917	23,462	24,082	26,008	28,029	29,809

TABLE
Ages, by Religions,

Number.	TALUQ.	AGE					
		4 years.		Total 0—4.		5—9.	
		Males.	Females.	Males.	Females.	Males.	Females.
1	2	14	15	16	17	18	19
1	Tovala	359	365	1,659	1,765	1,477	1,637
2	Agastiswaram ...	923	1,023	4,085	4,513	4,101	4,215
3	Eranial ...	993	1,094	4,768	5,329	4,739	4,987
4	Kalkulam ...	577	631	2,801	3,117	2,786	3,001
5	Vilavankodu ...	731	699	3,230	3,803	3,480	3,542
6	Noyattankara ...	978	1,040	4,700	5,559	5,509	5,362
7	Trivandram ...	1,140	1,062	5,141	5,399	5,164	5,217
8	Nedumangadu ...	703	673	3,247	3,378	2,777	3,060
9	Sirayinkil ...	1,144	1,115	5,341	5,608	5,377	4,984
10	Kottarakkara ...	753	783	3,663	3,931	3,682	3,658
11	Pattanapuram ...	370	369	1,810	2,050	1,691	1,847
12	Shenkotta ...	400	398	1,992	2,069	1,778	1,860
13	Quilon ...	1,106	1,090	5,426	5,716	5,729	5,692
14	Kunnattur ...	863	711	4,004	3,990	3,822	3,578
15	Karunagappalli ...	1,036	1,141	5,323	5,851	5,349	5,249
16	Kartigappalli ...	924	999	4,569	5,079	4,510	4,484
17	Mavellikara ...	972	1,021	4,638	4,819	4,917	4,840
18	Chengalur ...	711	759	3,797	3,853	4,006	3,722
19	Tiruvalla ...	796	851	4,156	4,548	4,472	4,342
20	Ambalappula ...	688	700	3,858	4,235	3,567	3,543
21	Sherttala ...	833	1,000	4,550	5,278	4,765	5,058
22	Vykkam ...	751	724	3,487	3,641	4,162	3,942
23	Ettumanur ...	573	619	2,845	3,252	3,171	2,995
24	Kottayam ...	527	564	2,936	3,184	3,217	3,063
25	Changanachei ...	428	463	2,471	2,529	2,432	2,385
26	Meenachal ...	270	335	1,693	1,880	1,663	1,697
27	Muvattupula ...	558	555	2,911	3,431	3,459	3,472
28	Todupula ...	128	153	1,007	1,048	850	837
29	Kunnattunadu ...	771	859	3,744	4,335	4,341	4,495
30	Alangadu ...	561	586	2,467	2,568	2,445	2,434
31	Parur ...	540	551	2,624	2,915	2,620	2,402
	Cardamom Hills ...	134	128	549	602	559	571
	Periyar & Thekkadi.	17	7	62	61	64	41
	Total ...	22,258	23,068	109,554	119,336	112,681	112,212

VII.

Part (B)—Hindu—(Continued).

PERIODS—(Continued).

10—14.		15—19.		20—24.		25—29.	
Males.	Females.	Males.	Females.	Males.	Females.	Males.	Females.
20	21	22	23	24	25	26	27
1,402	1,267	1,115	1,202	1,083	1,266	1,215	1,307
3,722	3,495	3,019	3,104	2,815	3,157	2,876	3,380
4,047	3,481	3,456	3,166	2,935	3,204	3,346	3,638
2,682	2,381	2,516	2,466	2,035	2,297	2,223	2,274
3,394	3,063	3,129	2,998	2,506	2,593	2,691	2,738
5,379	4,949	4,777	5,558	4,067	4,533	4,687	4,634
5,235	4,892	4,636	5,095	4,788	4,834	4,514	4,161
2,898	2,808	2,317	2,899	2,147	2,652	2,300	2,300
4,874	4,401	3,714	4,495	3,324	3,982	3,540	3,809
3,284	3,039	2,619	2,817	2,204	2,519	2,640	2,707
1,644	1,586	1,497	1,603	1,247	1,443	1,639	1,572
1,675	1,653	1,284	1,374	1,204	1,336	1,198	1,418
5,383	4,998	4,271	4,833	3,784	3,976	4,017	4,160
3,628	3,121	2,753	2,780	2,456	2,653	2,830	2,845
4,791	4,819	3,693	4,422	3,297	4,032	4,019	4,523
4,359	4,122	3,334	3,955	3,151	3,691	3,726	4,171
4,772	4,361	3,991	4,181	3,409	3,893	4,075	4,167
3,956	3,588	3,178	3,148	2,891	2,812	3,173	3,006
4,479	4,108	3,639	3,696	3,416	3,548	3,786	3,765
3,435	3,320	2,967	3,194	2,787	3,190	2,911	3,196
4,449	4,349	3,704	4,411	3,777	4,551	4,816	5,244
3,700	3,285	3,015	3,273	2,728	3,118	3,237	3,450
2,875	2,453	2,252	2,232	2,105	2,185	2,248	2,217
2,972	2,671	2,302	2,394	2,058	2,189	2,279	2,349
2,617	2,295	1,991	2,124	1,841	2,105	1,999	2,209
1,698	1,440	1,446	1,407	1,360	1,327	1,325	1,183
3,283	2,975	2,390	2,445	2,061	2,314	2,418	2,546
970	851	757	813	673	665	600	629
3,866	3,616	2,938	2,983	2,575	2,950	2,964	3,229
2,235	2,278	1,710	2,003	1,447	1,700	1,698	1,946
2,294	2,070	1,810	1,779	1,632	1,822	1,654	1,743
611	459	668	492	678	462	858	487
97	56	208	67	312	89	391	83
106,706	98,250	87,096	93,409	78,793	87,088	87,893	91,086

TABLE
Ages, by Religions,

Number.	TALUQ.	AGE					
		30—34.		35—39.		40—44.	
		Males.	Females.	Males.	Females.	Males.	Females.
1	2	28	29	30	31	32	33
1	Tovala ...	1,153	1,261	1,017	792	1,010	955
2	Agastiswaram ...	2,873	2,976	2,631	2,230	2,487	2,213
3	Eranial ...	3,071	3,051	2,903	2,417	2,495	2,013
4	Kalkulam ...	1,764	1,807	1,832	1,567	1,477	1,304
5	Vilavankodu ...	2,380	2,114	2,328	1,750	1,788	1,434
6	Neyyattankara ...	3,820	3,445	3,933	2,957	3,233	2,476
7	Trivandram ...	3,801	3,376	3,568	2,973	3,293	2,655
8	Nedumangadu ...	1,877	1,851	1,962	1,524	1,402	1,291
9	Sirayinkil ...	2,853	3,150	2,967	2,535	2,309	2,329
10	Kottarakkara ...	2,040	2,041	2,197	1,857	1,673	1,532
11	Pattanapuram ...	1,321	1,268	1,517	1,113	990	793
12	Shenkotta ...	1,153	1,249	1,002	971	1,056	1,026
13	Quilon ...	3,268	3,299	3,286	2,937	2,681	2,702
14	Kunnattur ...	2,310	2,119	2,518	1,984	1,803	1,651
15	Karunagappalli ...	3,073	3,268	3,284	3,124	2,432	2,683
16	Kartigappalli ...	2,997	2,973	3,070	2,585	2,341	2,257
17	Mavellikara ...	3,369	3,339	3,367	2,963	2,875	2,527
18	Chenganur ...	2,513	2,325	2,614	2,055	1,801	1,761
19	Tiruvalla ...	3,123	2,847	3,041	2,518	2,458	2,119
20	Ambalappula ...	2,371	2,441	2,233	2,125	2,012	1,944
21	Sherttala ...	4,111	4,048	4,365	3,210	3,364	2,361
22	Vykkam ...	2,874	2,683	2,677	2,302	2,342	2,001
23	Ettumanur ...	1,921	1,903	1,906	1,666	1,798	1,264
24	Kottayam ...	1,961	1,937	1,887	1,527	1,460	1,306
25	Changanacheri ...	2,227	1,941	2,052	1,395	1,477	1,115
26	Meenachal ...	1,100	953	1,088	839	879	700
27	Muvattupula ...	2,065	1,994	1,996	1,802	1,708	1,489
28	Todupula ...	538	519	547	461	455	376
29	Kannattunadu ...	2,724	2,606	2,594	2,366	2,046	1,814
30	Alangadu ...	1,525	1,401	1,482	1,288	1,143	898
31	Parur ...	1,610	1,495	1,333	1,091	1,138	978
	Cardamom Hills ...	465	327	471	220	304	214
	Periyar & Thekkadi.	304	69	210	28	142	44
	Total ...	74,555	72,076	73,878	61,172	59,872	52,225

VII.

Part (B)—Hindu—(Continued).

PERIODS—(Continued).

45—49.		50—54.		55—59.		60 and over.	
Males.	Females.	Males.	Females.	Males.	Females.	Males.	Females.
34	35	36	37	38	39	40	41
608	492	545	641	285	305	538	825
1,626	1,278	1,458	1,499	721	741	1,506	1,913
1,670	1,284	1,337	1,430	940	952	1,890	1,834
1,122	943	851	826	567	449	951	1,078
1,425	995	988	828	612	479	1,157	1,273
2,360	1,601	1,873	1,469	1,295	855	2,511	2,076
2,411	1,825	1,979	1,762	1,268	1,249	1,962	2,270
1,237	963	1,107	871	757	616	1,317	1,208
1,813	1,574	1,641	1,563	1,099	1,026	2,085	2,712
1,265	1,014	1,173	1,188	725	692	1,708	1,525
838	598	646	596	408	294	629	813
657	594	709	771	352	354	543	755
2,027	1,746	1,797	1,903	1,146	1,149	2,321	2,490
1,440	1,254	1,360	1,357	879	948	1,803	2,062
1,828	1,777	1,688	1,875	1,013	1,093	1,889	2,573
1,718	1,397	1,418	1,495	914	861	1,586	2,086
2,122	1,726	1,839	1,732	1,119	1,130	2,388	2,441
1,635	1,310	1,462	1,351	907	855	1,961	2,115
1,816	1,581	1,838	1,666	1,198	1,009	2,329	2,213
1,424	1,399	1,307	1,292	965	902	1,438	1,604
2,315	1,691	1,656	1,583	963	939	1,824	2,179
1,502	1,152	1,320	1,246	669	691	1,477	1,730
1,151	915	1,158	1,013	665	548	1,328	1,290
1,206	1,017	1,065	990	651	545	1,306	1,284
1,149	866	1,015	833	657	505	1,253	1,215
570	472	571	448	316	323	693	726
1,177	1,069	1,141	1,114	576	565	1,156	1,366
289	253	279	288	168	181	299	361
1,487	1,357	1,450	1,141	730	699	1,578	1,488
814	700	698	626	448	427	855	820
807	640	679	639	411	408	815	807
238	141	149	113	143	79	184	191
59	13	59	17	26	6	32	14
43,806	35,637	38,256	36,166	23,593	21,875	45,312	49,337

TABLE
Ages, by Religions,

Number.	TALUQ.	TOTAL MUSSALMAN.			AGE			
		Total.	Males.	Females.	Under 1 year.		1 year.	
					Males.	Females.	Males.	Females.
1	2	3	4	5	6	7	8	9
1	Tovala ...	1,184	550	634	5	9	17	23
2	Agastiswaram ...	3,387	1,709	1,678	25	21	50	47
3	Eranial ...	4,065	2,115	1,950	23	37	60	62
4	Kalkulam ...	2,420	1,222	1,198	5	5	21	34
5	Vilavankodu ...	2,087	1,064	1,023	13	33	15	12
6	Neyattankara ...	5,143	2,589	2,554	54	50	48	51
7	Trivandram ...	9,506	4,718	4,788	64	58	103	128
8	Nedumangadu ...	3,308	1,718	1,590	34	52	24	35
9	Sirayinkil ...	13,050	6,434	6,616	108	131	153	178
10	Kottarakkara ...	4,550	2,376	2,174	37	40	54	71
11	Pattanapuram ...	4,169	2,063	2,106	53	55	33	55
12	Shenkotta ...	1,611	864	747	17	28	18	20
13	Quilon ...	13,650	6,995	6,655	123	130	137	146
14	Kunnattur ...	2,759	1,426	1,333	52	43	50	38
15	Karunagappalli ...	13,061	6,884	6,177	147	153	191	208
16	Kartigappalli ...	7,075	3,549	3,526	66	64	77	101
17	Mavellikara ...	4,134	2,188	1,946	29	35	57	48
18	Chenganur ...	2,843	1,485	1,358	20	22	37	47
19	Tiruvalla ...	2,175	1,158	1,017	17	19	23	27
20	Ambalappula ...	10,133	4,789	5,344	106	328	133	337
21	Sherattala ...	2,787	1,363	1,424	21	16	24	33
22	Vykkam ...	3,423	1,767	1,656	27	25	32	40
23	Ettumanur ...	483	313	170	2	4	4	6
24	Kottayam ...	1,151	637	514	7	8	11	19
25	Changanacheri ...	3,420	1,795	1,625	41	31	31	55
26	Meenachal ...	1,084	631	453	...	6	8	13
27	Muvattupula ...	6,442	3,348	3,094	60	83	90	87
28	Todupula ...	2,676	1,409	1,267	58	34	47	30
29	Kunnattunadu ...	11,386	5,884	5,502	82	104	122	167
30	Alangadu ...	11,386	5,994	5,392	50	60	155	139
31	Parur ...	3,632	1,874	1,758	32	42	64	67
	Cardamom Hills ...	345	221	124	4	4	3	5
	Periyar & Thekkadi.	298	243	55	...	1	1	...
	Total ...	158,823	81,375	77,448	1,382	1,731	1,893	2,329

VII.

Part (C)—Mussalman.

PERIODS.

2 years.		3 years.		4 years.		Total 0—4.		5—9.		10—14.	
Males.	Females.	Males.	Females.	Males.	Females.	Males.	Females.	Males.	Females.	Males.	Females.
10	11	12	13	14	15	16	17	18	19	20	21
16	21	19	22	9	19	66	94	63	67	56	54
40	44	54	58	58	54	227	224	242	230	178	159
55	60	73	70	53	48	264	277	285	278	212	178
30	33	36	46	33	32	125	150	183	169	147	125
26	17	30	27	30	29	114	118	137	135	188	119
63	66	79	87	76	68	320	322	310	360	255	290
107	140	133	152	120	127	527	605	575	622	579	545
47	44	52	47	47	47	204	225	195	192	201	195
196	208	206	207	158	196	821	920	947	832	822	772
81	88	71	101	62	82	305	382	334	328	256	245
74	72	62	88	61	47	283	317	232	245	252	219
38	24	37	32	28	19	138	123	112	83	96	68
205	209	260	220	175	202	900	907	1,029	890	842	742
42	51	43	57	46	37	233	226	189	160	157	146
216	200	218	209	188	165	960	935	899	829	846	713
98	119	97	116	100	109	438	509	412	446	437	386
69	52	59	63	58	46	272	244	272	242	240	226
39	41	40	38	38	31	174	179	165	134	157	162
31	25	35	43	25	22	131	136	163	131	132	119
139	231	159	236	147	229	684	1,361	529	368	531	357
21	48	39	46	22	29	127	172	159	178	122	156
40	49	34	62	37	53	170	234	218	233	182	203
5	7	6	4	4	8	21	29	30	24	31	22
19	16	18	17	18	20	73	80	64	55	92	72
37	67	46	56	40	44	195	253	194	191	169	182
9	14	6	8	15	17	38	58	80	47	64	42
93	108	134	142	71	82	448	502	482	441	420	344
53	44	48	52	38	27	244	187	159	184	202	161
156	194	209	254	185	185	754	904	860	824	797	624
159	168	143	142	227	206	734	715	846	693	676	642
62	64	72	71	52	77	282	321	285	235	242	206
6	3	5	3	5	3	23	18	13	8	22	9
1	...	1	1	2	1	5	3	8	6	12	4
2,273	2,527	2,524	2,777	2,228	2,366	10,300	11,730	10,671	9,860	9,565	8,487

TABLE
Ages, by Religions,

Number.	TALUQ.	AGE							
		15—19		20—24.		25—29.		30—34.	
		Males.	Females.	Males.	Females.	Males.	Females.	Males.	Females.
1	2	22	23	24	25	26	27	28	29
1	Tovala ...	46	48	46	69	44	75	52	58
2	Agastiswaram ...	147	156	124	149	169	182	127	147
3	Eraniel ...	214	189	185	162	156	191	170	175
4	Kalkulam ...	108	121	96	116	109	105	106	111
5	Vilavankodu ...	111	123	92	115	103	92	83	102
6	Neyattankara ...	238	305	214	238	276	263	189	203
7	Trivandram ...	469	555	429	488	417	468	364	364
8	Nedumangadu ...	167	197	159	146	168	147	125	110
9	Sirayinkil ...	598	721	500	631	530	634	446	484
10	Kottarakkara ...	224	192	194	171	212	210	179	140
11	Pattanapuram ...	193	204	167	182	170	209	154	169
12	Shenkotta ...	83	61	76	62	59	70	80	56
13	Quilon ...	691	710	592	543	585	599	515	471
14	Kunnattur ...	107	100	107	128	123	136	114	88
15	Karunagappalli ...	600	554	530	549	614	584	443	393
16	Kartigappalli ...	358	413	284	333	356	316	234	235
17	Mavellikkara ...	199	208	189	182	178	187	155	155
18	Chenganur ...	159	150	145	108	142	135	100	109
19	Tiravalla ...	102	83	91	97	104	111	80	75
20	Ambalappula ...	459	482	450	491	444	503	373	394
21	Sherttala ...	106	134	110	123	121	142	117	124
22	Vykkam ...	176	165	152	187	144	169	152	107
23	Ettumanur ...	29	17	37	10	40	9	20	12
24	Kottayam ...	63	52	60	40	50	47	37	35
25	Changanacheri ...	143	124	123	169	135	184	172	163
26	Meenachal ...	70	53	56	43	58	46	47	29
27	Muvattupula ...	269	288	296	270	302	304	262	215
28	Todupula ...	131	144	107	132	124	115	85	82
29	Kunnattunadu ...	534	497	435	485	458	546	467	389
30	Alangadu ...	558	553	515	520	540	611	469	370
31	Parur ...	161	166	145	165	161	160	127	105
	Cardamom Hills ...	31	15	22	12	31	14	21	17
	Periyar & Thekkadi.	33	2	37	5	51	10	34	11
	Total ...	7,577	7,782	6,765	7,121	7,174	7,574	6,099	5,698

VII.

Part (C)—Mussalman—(Continued).

PERIODS—(Continued).

35—39.		40—44.		45—49.		50—54.		55—59.		60 and over.	
Males.	Females.	Males.	Females.	Males.	Females.	Males.	Females.	Males.	Females.	Males.	Females.
30	31	32	33	34	35	36	37	38	39	40	41
54	52	41	36	26	16	27	21	12	21	17	23
132	89	122	109	74	45	68	86	39	30	60	72
132	112	145	119	87	48	91	89	68	53	106	79
88	70	87	69	61	46	43	37	28	29	41	50
87	42	57	69	61	33	34	18	14	18	33	39
203	178	194	142	147	72	94	64	43	34	106	83
331	259	267	269	203	157	192	154	123	86	242	216
121	97	74	83	72	52	82	52	59	33	91	61
474	369	326	338	270	247	232	247	195	126	273	295
165	139	138	96	114	91	76	61	56	35	123	84
200	147	120	94	100	86	65	68	44	37	83	129
52	56	67	52	26	22	34	34	9	32	32	28
473	419	405	367	275	206	259	243	146	193	283	365
96	87	78	61	56	35	48	48	47	42	71	75
522	405	374	307	300	182	238	196	184	182	374	348
286	210	219	172	153	114	122	140	78	88	172	164
175	140	135	99	107	56	100	54	56	36	110	117
118	80	81	64	69	60	65	61	29	32	81	84
96	70	62	36	65	49	48	34	30	26	54	50
370	326	299	349	192	246	163	173	100	124	195	170
118	91	98	72	89	52	65	69	57	50	74	61
176	121	97	82	126	35	68	42	50	30	56	48
23	12	26	9	16	7	19	4	10	2	11	13
51	34	33	19	29	16	22	16	30	26	33	22
194	105	128	70	75	50	114	38	52	36	101	60
59	27	37	37	33	24	32	18	13	10	44	19
245	205	210	167	119	105	157	85	54	52	84	116
103	74	76	45	54	45	41	47	32	22	51	29
404	343	344	235	243	168	208	175	134	95	246	217
443	344	348	263	204	211	245	169	156	97	260	204
119	105	100	95	71	55	63	53	49	23	69	69
23	13	16	2	7	1	5	4	2	9	5	2
21	4	23	3	9	2	4	2	4	...	2	3
6,154	4,825	4,827	4,030	3,533	2,635	3,124	2,602	2,603	1,709	3,583	3,395

TABLE
Ages, by Religions,

Number.	TALUQ.	TOTAL CHRISTIAN.			AGE			
		Total.	Males.	Females.	Under 1 year.		1 year.	
					Males.	Females.	Males.	Females.
1	2	3	4	5	6	7	8	9
1	Tovala ...	1,745	832	913	15	16	24	43
2	Agastiswaram ...	15,220	7,597	7,623	96	104	204	235
3	Eranial ...	26,650	13,171	13,479	185	199	303	377
4	Kalkulam ...	9,937	5,005	4,932	56	70	154	157
5	Vilavankodu ...	9,716	5,030	4,686	80	116	91	106
6	Neyattankara ...	11,994	6,220	5,774	79	104	94	107
7	Trivandram ...	8,963	4,430	4,533	50	72	114	141
8	Nedumangadu ...	1,423	794	629	11	16	10	4
9	Sirayinkil ...	1,840	900	940	18	19	17	26
10	Kottarakkara ...	9,574	4,806	4,768	89	102	116	150
11	Pattanapuram ...	3,825	1,918	1,907	24	22	40	50
12	Shenkotta ...	444	233	211	8	4	6	8
13	Quilon ...	17,538	8,696	8,842	169	198	206	246
14	Kunnattur ...	8,822	4,365	4,457	88	99	108	137
15	Karunagappalli ...	8,797	4,299	4,498	82	90	133	138
16	Kartigappalli ...	8,026	3,974	4,052	59	80	104	128
17	Mavellikkara ...	14,485	7,425	7,060	111	143	202	216
18	Chenganur ...	25,322	13,064	12,258	205	195	397	371
19	Tiruvalla ...	42,256	21,605	20,651	415	453	497	580
20	Ambalappula ...	20,952	10,845	10,107	175	341	342	395
21	Sherttala ...	24,913	12,426	12,487	192	213	302	380
22	Vykkam ...	11,501	5,990	5,511	49	68	143	142
23	Ettumanur ...	30,984	15,800	15,184	225	267	328	416
24	Kottayam ...	26,187	13,292	12,895	218	255	364	364
25	Changanacheri ...	26,604	13,620	12,984	252	300	317	372
26	Meenachal ...	31,095	15,797	15,298	210	252	505	621
27	Muvattupula ...	43,644	21,906	21,738	213	291	543	648
28	Todupula ...	7,812	3,945	3,867	93	113	135	116
29	Kunnattunadu ...	36,547	18,295	18,252	180	235	380	483
30	Alangadu ...	21,513	10,980	10,533	130	121	245	273
31	Parur ...	17,315	8,721	8,594	94	162	261	299
	Cardamom Hills ...	833	616	217	5	4	4	1
	Periyar & Thekkadi.	434	372	62	...	1
	Total ...	526,911	266,969	259,942	3,876	4,725	6,689	7,730

VII.

Part (D)—Christian.

PERIODS.

2 years.		3 years.		4 years.		Total 0—4.		5—9.		10—14.	
Males.	Females.	Males.	Females.	Males.	Females.	Males.	Females.	Males.	Females.	Males.	Females.
10	11	12	13	14	15	16	17	18	19	20	21
34	29	29	37	30	26	132	151	93	88	87	88
252	265	250	296	246	248	1,048	1,148	1,009	1,030	918	784
382	426	415	500	343	418	1,628	1,920	1,698	1,832	1,409	1,388
152	159	198	214	150	124	710	724	653	685	587	538
116	132	164	173	95	112	546	639	634	587	578	463
122	144	143	185	120	154	558	694	695	782	705	746
112	126	165	178	124	140	565	657	596	583	503	504
17	13	21	23	12	18	71	74	80	69	98	69
27	30	26	28	28	23	116	126	141	129	132	130
158	194	159	185	189	125	711	756	733	716	615	626
54	59	57	68	27	44	202	243	195	231	191	239
12	9	6	3	5	9	37	33	29	27	31	25
285	284	315	330	261	256	1,236	1,314	1,273	1,228	1,048	1,075
158	166	144	160	143	122	641	684	587	627	513	485
143	157	150	151	113	135	621	671	595	592	506	509
102	137	157	134	102	132	524	611	475	585	503	446
227	229	230	244	202	199	972	1,031	930	987	863	813
406	446	441	454	350	354	1,799	1,820	1,795	1,751	1,837	1,666
603	616	683	792	520	562	2,718	3,003	2,956	2,963	2,867	2,621
305	341	343	383	277	321	1,442	1,781	1,320	1,295	1,374	1,133
346	347	392	491	292	318	1,524	1,749	1,623	1,570	1,311	1,382
179	178	184	191	144	131	699	710	798	731	751	644
368	465	528	638	386	469	1,835	2,255	2,043	2,022	2,014	1,766
359	406	392	456	275	292	1,608	1,773	1,733	1,896	1,771	1,653
422	425	459	512	306	316	1,756	1,925	1,742	1,812	1,806	1,576
539	583	500	510	392	410	2,146	2,376	2,076	2,145	2,070	1,787
643	766	727	825	510	526	2,636	3,056	3,234	3,130	3,080	2,864
138	123	124	127	79	83	569	562	528	496	534	578
485	564	557	652	443	548	2,045	2,482	2,530	2,440	2,264	2,063
256	327	340	328	286	308	1,257	1,357	1,528	1,527	1,482	1,386
274	338	279	320	249	271	1,157	1,390	1,198	1,301	1,139	1,115
3	6	3	4	3	7	18	22	15	14	51	28
2	5	4	1	3	1	9	8	5	9	13	8
7,681	8,495	8,585	9,593	6,705	7,202	33,536	37,745	35,540	35,880	33,651	31,138

TABLE
Ages, by Religions,

Number.	TALUQ.	AGE							
		15-19.		20-24.		25-29.		30-34.	
		Males.	Females.	Males.	Females.	Males.	Females.	Males.	Females.
1	2	22	23	24	25	26	27	28	29
1	Tovala ...	62	96	72	92	84	108	84	74
2	Agastiswaram ...	766	738	561	693	622	670	582	603
3	Eranial ...	1,177	1,168	1,046	1,142	1,186	1,392	1,059	1,065
4	Kalkulam ...	547	471	388	420	411	485	373	395
5	Vilavankodu ...	511	526	419	524	483	534	415	376
6	Neyattankara ...	710	792	581	549	603	553	432	401
7	Trivandram ...	417	478	338	474	332	491	397	339
8	Nedumangadu ...	70	78	62	58	99	68	73	62
9	Sirayinkil ...	75	103	74	100	62	95	65	77
10	Kottarakkara ...	424	430	371	363	376	348	270	306
11	Pattanapuram ...	202	226	189	184	194	177	144	132
12	Shenkotta ...	26	18	20	21	19	18	19	12
13	Quilon ...	774	879	662	745	731	795	552	653
14	Kunnattur ...	376	419	359	372	384	396	292	308
15	Karunagappalli ...	361	425	338	410	375	412	268	311
16	Kartigappalli ...	399	372	331	367	347	360	284	243
17	Mavellikara ...	727	663	579	634	662	666	527	503
18	Cbenganur ...	1,430	1,229	1,115	1,090	1,060	1,083	833	701
19	Tiruvalla ...	1,974	2,041	1,773	1,902	1,940	1,792	1,486	1,313
20	Ambalappula ...	1,036	1,001	904	899	939	767	807	634
21	Sherttala ...	1,055	1,286	958	1,312	1,136	1,318	1,016	943
22	Vykkam ...	542	534	508	505	523	547	405	438
23	Ettumanur ...	1,407	1,500	1,316	1,328	1,403	1,322	1,071	1,079
24	Kottayam ...	1,420	1,297	1,142	1,129	1,096	1,101	858	809
25	Changanachery ...	1,197	1,137	1,079	1,238	1,024	1,128	1,095	988
26	Meenachal ...	1,509	1,627	1,456	1,460	1,384	1,290	1,129	995
27	Muvattupula ...	1,862	1,888	1,642	1,865	1,952	2,016	1,624	1,552
28	Todupula ...	381	456	317	334	357	339	274	238
29	Kunnattunadu ...	1,530	1,742	1,458	1,694	1,618	1,687	1,425	1,393
30	Alangadu ...	997	1,061	751	906	947	1,049	772	704
31	Parur ...	786	830	812	774	701	730	691	630
	Cardamom Hills ...	88	16	96	33	109	26	77	28
	Periyar & Thekkadi.	40	3	51	7	73	12	64	8
	Total ...	24,878	25,530	21,763	23,621	23,282	23,775	19,463	18,313

VII.

Part (D)—Christian—(Continued).

PERIODS—(Continued).

35-39.		40-44.		45-49.		50-54.		55-59.		60 and over.	
Males.	Females.	Males.	Females.	Males.	Females.	Males.	Females.	Males.	Females.	Males.	Females.
30	31	32	33	34	35	36	37	38	39	40	41
84	64	61	43	25	29	21	28	10	21	17	31
555	504	477	442	355	251	275	275	160	124	269	361
1,107	814	865	778	560	471	457	509	289	328	690	672
388	302	276	256	213	169	182	190	95	80	187	217
384	289	355	237	241	164	167	130	86	57	211	160
584	409	420	301	329	184	189	109	141	65	273	189
351	255	279	211	178	158	140	142	91	89	193	152
76	40	40	44	40	26	37	18	13	8	35	15
64	47	47	42	31	20	31	23	21	9	41	39
331	307	259	199	204	198	184	175	101	96	227	248
184	124	108	87	98	66	67	62	61	43	83	93
14	14	14	11	9	6	3	13	8	9	4	4
573	510	512	436	352	324	312	312	227	193	444	378
311	231	224	201	173	184	157	183	122	159	226	208
290	290	218	204	198	159	158	150	112	129	259	236
285	230	230	195	162	157	157	155	128	134	149	197
526	434	404	335	341	242	288	208	218	147	388	400
824	721	564	508	538	460	416	425	349	300	504	564
1,461	1,232	1,132	970	905	777	795	640	644	498	954	899
776	590	627	524	471	433	430	380	287	275	432	395
1,050	781	839	561	629	445	429	337	360	307	496	496
488	327	343	291	285	233	246	212	172	136	230	203
1,207	903	935	722	682	600	648	579	440	454	799	654
967	774	683	593	639	540	493	437	354	320	528	573
1,064	712	734	624	585	468	509	437	364	282	665	657
1,061	829	789	641	608	546	534	491	381	385	654	726
1,634	1,370	1,226	1,005	889	858	815	731	497	457	815	946
272	230	201	182	181	116	111	114	92	79	128	143
1,369	1,195	1,125	1,005	851	734	804	639	484	503	792	675
874	728	670	469	492	398	381	319	310	277	519	352
616	467	480	360	336	287	285	226	191	220	329	264
81	18	52	18	18	6	5	4	4	2	2	2
47	5	28	1	24	...	8	1	7	...	3	...
19,898	15,746	15,217	12,496	11,642	9,709	9,734	8,654	6,819	6,186	11,546	11,149

TABLE VII.

Ages, by Religions,
Part (F)—Parsi.

TABLE VII.

Ages, by Religions, Part (F)—Parsi.

Number.	Taluq.	TOTAL PARSI.														AGE PERIODS.													
		Total.		Under 1 year.		1 year.		2 years.		3 years.		4 years.		Total 0-4.		5-9.		10-14.											
		Males.	Females.	Males.	Females.	Males.	Females.	Males.	Females.	Males.	Females.	Males.	Females.	Males.	Females.	Males.	Females.	Males.	Females.										
1	2	3	4	5	6	7	8	9	10	11	12	13	14	15	16	17	18	19	20	21									
7	Trivandram	1	1									
Number.	Taluq.	TOTAL PARSI.														AGE PERIODS—(Continued).													
		15-19.		20-24.		25-29.		30-34.		35-39.		40-44.		45-49.		50-54.		55-59.		60 and over.									
		Males.	Females.	Males.	Females.	Males.	Females.	Males.	Females.	Males.	Females.	Males.	Females.	Males.	Females.	Males.	Females.	Males.	Females.	Males.	Females.								
1	2	22	23	24	25	26	27	28	29	30	31	32	33	34	35	36	37	38	39	40	41								
7	Trivandram	1								

Ages, by Religions,
Part (G)—Jew.

TABLE VII.
Ages, by Religions, Part (G)—Jew.

Number.	TOTAL JEW.		AGE PERIODS.																
	TOTAL JEW.		Under 1 year.		1 year.		2 years.		3 years.		4 years.		Total 0-4.		5-9.		10-14.		
	Males.	Females.	Males.	Females.	Males.	Females.	Males.	Females.	Males.	Females.	Males.	Females.	Males.	Females.	Males.	Females.	Males.	Females.	
1	3	4	5	6	7	8	9	10	11	12	13	14	15	16	17	18	19	20	21
13	10	5	5
31	115	60	55
	Total	...	125	60	...	1	1	3	1	2	1	3	3	9	6	9	8	4	9

Number.	TOTAL JEW.		AGE PERIODS—(Continued).																			
	TOTAL JEW.		15-19.		20-24.		25-29.		30-34.		35-39.		40-44.		45-49.		50-54.		55-59.		60 and over.	
	Males.	Females.	Males.	Females.	Males.	Females.	Males.	Females.	Males.	Females.	Males.	Females.	Males.	Females.	Males.	Females.	Males.	Females.	Males.	Females.	Males.	Females.
1	22	23	24	25	26	27	28	29	30	31	32	33	34	35	36	37	38	39	40	41	40	41
13	1
31	5	6	5	4	7	10	3	2	5	1	4	3	3	2	4	3	1
	Total	...	6	6	5	4	7	12	3	2	7	1	4	3	2	4	4	1

TABLE
Civil Condition by Religion and Age,

Number.	TALUQ.	(1) UN				
		TOTAL UNMARRIED.			AGE	
		Total.	Males.	Females.	0-4.	
					Males.	Females.
1	2	3	4	5	6	7
1	Tovala	13,181	7,426	5,755	1,857	2,010
2	Agastiswaram	41,053	22,843	18,210	5,360	5,885
3	Eranial	52,011	28,655	23,356	6,660	7,522
4	Kalkulam	30,286	16,702	13,584	3,636	3,990
5	Vilavankodu	34,686	19,219	15,467	3,890	4,559
6	Neyattankara	55,407	30,245	25,162	5,578	6,575
7	Trivandram	57,769	31,850	25,919	6,233	6,648
8	Nedumangadu	29,955	15,980	13,975	3,522	3,672
9	Sirayinkil	52,143	27,527	24,616	6,278	6,654
10	Kottarakkara	36,760	19,773	16,987	4,679	5,068
11	Pattanapuram	17,823	9,439	8,384	2,295	2,610
12	Shenkotta	14,873	8,365	6,508	2,167	2,225
13	Quilon	64,922	34,806	30,116	7,561	7,936
14	Kunnattur	37,496	20,606	16,890	4,878	4,900
15	Karunagappalli	55,897	29,409	26,488	6,904	7,457
16	Kartigappalli	45,307	24,249	21,058	5,531	6,199
17	Mavellikara	49,207	26,908	22,299	5,882	6,094
18	Chenganur	43,989	24,499	19,490	5,770	5,852
19	Tiruvalla	54,898	30,077	24,821	7,005	7,687
20	Ambalappnla	47,147	24,886	22,261	5,984	7,377
21	Sherttala	55,425	29,014	26,411	6,201	7,199
22	Vykkam	36,723	20,431	16,292	4,356	4,585
23	Ettumanur	37,389	20,202	17,187	4,701	5,536
24	Kottayam	36,799	19,955	16,844	4,617	5,037
25	Changanancheri	33,978	18,647	15,331	4,422	4,707
26	Meenachal	27,009	14,843	12,166	3,877	4,314
27	Muvattupula	47,765	25,407	22,358	5,995	6,989
28	Todupula	12,122	6,628	5,494	1,820	1,797
29	Kunnattunadu	55,685	28,988	26,697	6,543	7,721
30	Alangadu	36,005	18,983	17,022	4,458	4,640
31	Parur	30,998	16,836	14,162	4,071	4,632
	Cardamom Hills	5,306	3,299	2,007	590	642
	Periyar and Thekkadi	1,126	915	211	76	72
	Total	1,251,140	677,612	573,528	153,897	168,791

VIII.

Part (A)—Total Population.

MARRIED.

PERIODS.

5—9.		10—14.		15—19.		20—24.	
Males.	Females.	Males.	Females.	Males.	Females.	Males.	Females.
8	9	10	11	12	13	14	15
1,627	1,763	1,517	1,205	1,102	404	658	82
5,337	5,405	4,753	4,031	3,522	1,755	1,972	359
6,702	7,038	5,581	4,643	4,431	2,046	2,500	519
3,609	3,808	3,366	2,808	2,921	1,388	1,525	349
4,246	4,219	4,056	3,303	3,355	1,602	1,728	395
6,505	6,442	6,268	5,252	5,115	2,780	2,958	1,045
6,314	6,309	6,216	5,204	4,987	2,785	3,506	1,258
3,042	3,310	3,159	2,800	2,396	1,562	1,613	653
6,445	5,906	5,798	4,989	4,043	2,882	2,371	1,137
4,742	4,677	4,080	3,477	2,812	1,736	1,470	607
2,117	2,310	2,065	1,841	1,545	908	617	245
1,918	1,941	1,756	1,494	1,247	507	697	105
7,995	7,748	7,188	6,333	5,271	3,831	3,225	1,332
4,587	4,346	4,240	3,452	2,866	1,813	1,648	812
6,836	6,658	6,098	5,733	4,265	3,110	2,440	1,133
5,393	5,494	5,260	4,579	3,713	2,457	2,163	908
6,078	6,015	5,759	4,850	4,204	2,568	2,141	835
5,929	5,564	5,710	4,570	3,548	1,777	1,656	589
7,569	7,379	7,311	5,704	4,391	1,889	1,860	606
5,414	5,181	5,307	4,342	3,884	1,893	1,960	902
6,508	6,735	5,776	5,533	4,339	3,074	2,430	997
5,168	4,873	4,526	3,698	3,168	1,550	1,526	464
5,238	5,013	4,815	3,784	2,802	1,336	1,009	356
5,009	4,992	4,739	3,843	3,085	1,375	1,093	330
4,354	4,344	4,542	3,664	2,818	1,259	1,026	343
3,803	3,821	3,703	2,752	1,928	638	599	198
7,164	7,010	6,507	5,269	3,153	1,551	1,132	416
1,536	1,491	1,674	1,391	937	496	353	98
7,723	7,736	6,842	5,905	4,217	2,705	1,706	846
4,778	4,628	4,286	3,960	2,430	1,823	1,208	630
4,099	3,922	3,631	3,212	2,484	1,375	1,432	398
587	591	663	418	656	204	381	58
77	55	116	55	229	23	200	5
158,449	156,724	147,308	124,094	101,864	57,102	52,803	19,010

TABLE
Civil Condition by Religion and Age,

Number.	TALUQ.	(1) UN					
		AGE					
		25—29.		30—34.		35—39.	
		Males.	Females.	Males.	Females.	Males.	Females.
1	2	16	17	18	19	20	21
1	Tovala ...	352	59	106	39	65	33
2	Agastiswaram ...	923	181	358	151	185	105
3	Eranial ...	1,328	352	550	296	307	249
4	Kalkulam ...	778	229	312	201	174	170
5	Vilavankodu ...	892	325	381	225	259	173
6	Neyattankara ...	1,715	763	789	563	527	456
7	Trivandram ...	1,923	808	922	654	539	561
8	Nedumangadu ...	898	379	456	304	269	258
9	Sirayinkil ...	1,088	760	437	467	260	350
10	Kottarakkara ...	884	393	320	203	200	186
11	Pattanapuram ...	364	151	124	91	110	63
12	Shenkotta ...	288	50	122	35	64	25
13	Quilon ...	1,655	868	697	579	450	428
14	Kunnattur ...	1,031	486	427	262	336	266
15	Karunagappalli ...	1,514	839	593	533	423	514
16	Kartigappalli ...	1,226	656	531	329	278	265
17	Muvellikkara ...	1,290	571	460	365	388	300
18	Chenganur ...	855	343	316	225	237	146
19	Tiruvalla ...	810	370	319	254	238	219
20	Ambalappula ...	1,032	729	493	529	319	440
21	Sherttala ...	1,482	663	742	488	492	371
22	Vykkam ...	791	290	317	182	194	133
23	Ettunur ...	544	260	314	184	188	133
24	Kottayam ...	487	199	223	194	138	129
25	Changanacheri ...	396	191	275	191	192	126
26	Meenachal ...	294	126	167	75	110	60
27	Muvattupula ...	547	251	307	210	188	144
28	Todupula ...	120	46	50	34	47	37
29	Kunnattunadu ...	875	465	401	317	223	249
30	Alangadu ...	688	429	332	248	272	179
31	Parur ...	578	209	236	150	127	86
	Cardamom Hills ..	242	27	68	16	50	11
	Periyar & Thekkadi...	131	...	42	...	20	1
	Total ...	28,021	12,468	12,187	8,594	7,869	6,866

VIII.

Part (A)—Total Population—(Continued).

MARRIED—(Continued).

PERIODS—(Continued).

40—44.		45—49.		50—54.		55—59.		60 and over.	
Males.	Females.	Males.	Females.	Males.	Females.	Males.	Females.	Males.	Females.
22	23	24	25	26	27	28	29	30	31
53	47	25	21	24	26	15	36	25	30
103	89	56	40	54	67	62	23	158	119
198	190	109	101	97	130	58	90	134	180
105	156	81	109	69	150	36	46	90	180
132	159	88	140	53	112	46	74	93	181
302	465	132	196	93	232	64	102	199	291
387	511	251	302	212	303	137	188	223	388
174	227	109	178	121	217	77	126	144	289
184	352	129	248	127	290	121	149	246	432
117	152	91	115	78	139	43	72	257	162
62	36	45	27	46	24	21	17	28	61
45	36	19	20	23	37	9	15	10	18
247	356	195	180	153	204	69	126	100	195
184	151	154	152	108	98	78	78	69	74
133	197	72	89	54	92	30	48	47	85
105	130	27	23	9	9	6	7	7	2
235	260	155	145	146	125	65	76	105	95
146	124	107	88	88	72	47	43	90	97
200	213	124	145	113	182	69	83	68	90
238	391	83	175	76	141	39	92	62	69
352	353	215	246	157	279	104	139	216	334
128	119	61	70	70	107	27	70	99	151
179	144	90	105	129	142	75	65	118	129
127	156	100	114	104	148	76	88	157	239
127	122	112	97	125	86	72	56	186	145
97	46	48	37	68	33	46	14	103	52
148	177	85	96	82	92	39	48	60	105
30	30	18	18	10	21	8	8	25	27
156	213	95	160	77	124	35	61	95	195
139	130	118	109	94	70	68	79	112	97
78	72	31	27	27	25	8	20	34	34
26	13	15	7	7	5	7	4	7	11
8	...	4	...	5	...	1	...	6	...
4,940	5,817	3,044	3,580	2,699	3,782	1,658	2,143	3,373	4,557

TABLE
Civil Condition by Religion and Age,

Number.	TALUQ.	(2) MAR				
		TOTAL MARRIED.			AGE	
					0-4.	
		Total.	Males.	Females.	Males.	Females.
1	2	3	4	5	6	7
1	Tovala	12,691	6,354	6,337
2	Agastiswaram ..	36,070	18,132	17,938
3	Eranial	42,691	21,673	21,018	...	4
4	Kalkulam	24,106	12,148	11,958	...	1
5	Vilavankodu ...	29,060	14,917	14,143	...	1
6	Neyattankara ...	49,792	25,470	24,322
7	Trivandram	46,017	23,009	23,008	...	13
8	Nedumangadu ...	22,838	11,326	11,512	...	5
9	Sirayinkil	39,826	19,743	20,083
10	Kottarakkara ...	30,556	15,448	15,108	...	1
11	Pattanamapuram ...	19,229	9,890	9,339
12	Shenkotta	13,546	6,670	6,876
13	Quilon	47,055	23,901	23,154	2	1
14	Kunnattur	30,181	15,550	14,631
15	Karunagappalli ...	43,076	21,455	21,621
16	Kartigappalli ...	38,510	19,171	19,339
17	Mavellikkara ...	46,504	23,550	22,954
18	Chenganur	43,645	22,472	21,173
19	Tiruvalla	59,614	30,379	29,235
20	Ambalappula	40,459	20,170	20,289
21	Sherttala	53,126	27,091	26,035
22	Vykkam	37,899	18,881	19,018
23	Ettumanur	38,508	19,715	18,793
24	Kottayam	36,160	18,264	17,896
25	Changanacheri ...	36,213	18,505	17,708
26	Meenachal	28,991	14,842	14,149	?	...
27	Muvattupula	48,405	24,359	24,046
28	Todupula	11,354	5,717	5,637
29	Kunnattnadu	51,610	26,018	25,592
30	Alangadu	30,685	15,358	15,327
31	Parur	23,762	12,137	11,625
	Cardamom Hills ...	5,451	3,183	2,268
	Periyar and Thekkadi ...	1,972	1,590	382
	Total	1,119,602	567,088	552,514	2	26

VIII.

Part (A)—Total Population—(Continued).

RIED.

PERIODS.

5—9.		10—14.		15—19.		20—24.	
Males.	Females.	Males.	Females.	Males.	Females.	Males.	Females.
8	9	10	11	12	13	14	15
6	25	24	195	116	915	522	1,248
13	65	63	382	402	2,174	1,482	3,489
19	50	77	386	406	2,405	1,614	3,809
13	40	49	223	244	1,632	968	2,393
5	45	52	341	393	2,024	1,266	2,784
9	61	68	729	606	3,858	1,900	4,241
18	100	99	722	533	3,305	2,026	4,441
7	10	35	268	152	1,608	747	2,156
4	34	26	301	329	2,418	1,516	3,513
3	22	72	429	453	1,691	1,293	2,416
1	13	21	202	345	1,118	982	1,547
1	28	43	246	145	923	597	1,232
34	58	82	460	459	2,538	1,787	3,810
8	17	52	296	369	1,471	1,265	2,310
7	7	40	303	386	2,269	1,718	3,791
4	20	39	372	376	2,272	1,592	3,432
35	48	105	539	710	2,456	2,023	3,815
30	37	235	780	1,209	2,739	2,481	3,383
18	56	164	1,142	1,322	3,916	3,413	4,884
1	25	31	467	576	2,774	2,176	3,623
38	66	104	346	522	2,730	2,385	4,884
6	31	99	431	560	2,409	1,853	3,312
3	26	100	451	822	2,404	2,429	3,146
3	18	92	549	699	2,362	2,154	2,997
13	37	48	380	506	2,112	2,009	3,132
16	65	129	512	1,092	2,437	2,251	2,591
10	30	272	905	1,358	3,055	2,847	3,983
1	26	31	195	330	915	742	1,023
8	23	35	391	785	2,508	2,758	4,259
41	24	107	344	828	1,777	1,503	2,455
12	15	48	184	276	1,302	1,150	2,298
...	2	21	78	129	314	413	437
...	1	6	10	51	49	195	88
387	1,125	2,519	13,559	17,489	68,970	54,057	96,872

TABLE

Civil Condition by Religion and Age,

Number.	TALUQ.	(2) MAR					
		AGE					
		25—29.		30—34.		35—39.	
		Males.	Females.	Males.	Females.	Males.	Females.
1	2	16	17	18	19	20	21
1	Tovala ...	943	1,285	1,122	1,052	1,020	635
2	Agastiswaram ...	2,620	3,655	3,053	2,896	2,935	1,977
3	Eranial ...	3,270	4,508	3,581	3,379	3,656	2,428
4	Kalkulam ...	1,938	2,429	1,867	1,805	2,056	1,336
5	Vilavankodu ...	2,342	2,885	2,442	2,114	2,454	1,583
6	Neyattankara ...	3,841	4,609	3,625	3,340	4,160	2,863
7	Trivandram ...	3,355	4,133	3,554	3,127	3,627	2,551
8	Nedumangadu ...	1,659	2,077	1,600	1,613	1,869	1,275
9	Sirayinkil ...	3,020	3,635	2,865	2,983	3,187	2,293
10	Kottarakkara ...	2,336	2,803	2,144	2,155	2,467	1,933
11	Pattapuram ...	1,632	1,776	1,480	1,398	1,764	1,206
12	Shenkotta ...	972	1,316	1,100	996	967	747
13	Qilon ...	3,617	4,417	3,535	3,452	3,771	2,847
14	Kunnattur ...	2,289	2,808	2,250	2,086	2,525	1,780
15	Karunagappalli ...	3,457	4,514	3,152	3,136	3,596	2,869
16	Kartigappalli ...	3,184	4,040	2,940	2,852	3,296	2,422
17	Mavellikara ...	3,605	4,338	3,543	3,409	3,609	2,925
18	Chenganur ...	3,495	3,796	3,089	2,758	3,265	2,444
19	Tiruvalla ...	4,995	5,201	4,319	3,801	4,282	3,363
20	Ambalappula ...	3,233	3,619	3,018	2,744	2,991	2,350
21	Sherttala ...	4,529	5,874	4,369	4,182	4,891	3,203
22	Vykkam ...	3,076	3,748	3,031	2,814	3,031	2,270
23	Ettumanur ...	3,120	3,221	2,647	2,697	2,869	2,241
24	Kottayam ...	2,906	3,221	2,598	2,452	2,717	2,032
25	Changanacheri ...	2,743	3,267	3,153	2,813	3,054	1,936
26	Meenachal ...	2,445	2,307	2,059	1,757	2,018	1,474
27	Muvattupula ...	4,072	4,466	3,578	3,322	3,582	2,950
28	Todupula ...	949	1,006	829	738	854	641
29	Kunnattunadu ...	4,155	4,946	4,183	3,939	4,075	3,446
30	Alangadu ...	2,471	3,092	2,392	2,127	2,460	2,020
31	Parur ...	1,920	2,298	2,154	1,838	1,863	1,306
	Cardamom Hills ...	738	471	471	322	503	215
	Periyar & Thekkadi.	375	99	357	62	242	29
	Total ...	89,302	105,860	86,100	80,159	89,656	65,590

VIII.

Part (A)—Total Population—(Continued).

RIED—(Continued).

PERIODS—(Continued).

40—44.		45—49.		50—54.		55—59.		60 and over.	
Males.	Females.	Males.	Females.	Males.	Females.	Males.	Females.	Males.	Females.
22	23	24	25	26	27	28	29	30	31
944	474	576	194	450	141	243	59	388	114
2,663	1,435	1,786	684	1,422	553	640	227	1,053	451
2,981	1,515	1,960	888	1,450	691	959	505	1,700	450
1,611	882	1,200	495	847	230	553	182	802	260
1,937	1,053	1,521	637	999	327	571	161	935	188
3,451	1,950	2,550	1,166	1,882	759	1,265	354	2,113	392
3,165	1,834	2,260	1,144	1,758	719	1,100	517	1,514	402
1,290	964	1,198	644	1,022	401	679	261	1,068	230
2,415	1,783	1,879	1,080	1,642	835	1,100	464	1,760	744
1,889	1,336	1,436	834	1,230	675	743	331	1,382	482
1,122	748	945	518	676	397	414	177	508	239
992	576	617	329	582	237	267	133	387	113
3,137	2,177	2,254	1,272	1,904	998	1,199	545	2,120	579
1,826	1,335	1,412	903	1,294	712	808	459	1,452	449
2,672	1,934	2,025	1,160	1,756	831	1,010	418	1,636	389
2,454	1,678	1,778	918	1,373	641	890	378	1,245	314
3,031	2,114	2,272	1,272	1,772	926	1,104	492	1,741	620
2,211	1,715	2,012	1,322	1,628	969	1,100	613	1,717	617
3,349	2,428	2,528	1,729	2,305	1,274	1,477	732	2,207	709
2,540	1,821	1,795	1,220	1,523	822	1,009	484	1,277	340
3,702	1,897	2,594	1,246	1,669	701	958	460	1,330	446
2,472	1,667	1,661	892	1,324	689	680	375	1,088	380
2,463	1,544	1,608	1,088	1,491	896	846	549	1,317	530
1,958	1,469	1,687	1,157	1,333	797	833	467	1,284	375
2,101	1,376	1,569	998	1,334	742	773	415	1,202	500
1,519	1,050	1,052	733	911	499	520	352	830	372
2,829	1,954	1,927	1,481	1,721	912	886	525	1,277	463
650	421	454	264	350	193	223	113	304	102
3,181	2,374	2,274	1,589	1,972	982	968	561	1,574	574
1,911	1,228	1,292	957	1,039	659	602	390	712	254
1,539	943	1,059	577	838	363	510	244	768	167
319	176	223	96	122	67	117	37	127	53
172	23	82	9	59	6	29	1	22	5
70,496	45,874	51,486	29,501	41,678	20,694	25,076	11,981	38,840	12,303

TABLE
Civil Condition by Religion and Age,

Number.	TALUQ.	(3) WI				
		Total Widowed.			AGE	
		Total.	Males.	Females.	0-4.	
					Males.	Females.
1	2	3	4	5	6	7
1	Tovala	3,879	709	3,170
2	Agastiswaram	10,118	2,251	7,867
3	Eranial	10,396	2,555	7,841
4	Kalkulam	5,082	984	4,098
5	Vilavankodu	4,775	1,066	3,709
6	Neyattankara	5,556	1,238	4,318
7	Trivandram	8,152	2,050	6,102
8	Nedumangadu	2,704	551	2,153
9	Sirayinkil	6,026	1,001	5,025
10	Kottarakkara	4,201	834	3,367
11	Pattanapuram	2,395	529	1,866
12	Shenkotta	3,669	665	3,004
13	Quilon	9,958	2,125	7,833
14	Kunnattur	5,852	1,241	4,611
15	Karunagappalli	9,853	1,998	7,855
16	Kartigappalli	8,133	1,796	6,337
17	Mavellikara	7,908	2,036	5,872
18	Chenganur	6,326	1,472	4,854
19	Tiruvalla	7,630	2,058	5,572
20	Ambalappula	7,139	1,853	5,286
21	Sherttala	8,710	2,343	6,367
22	Vykkam	6,006	1,635	4,371
23	Ettumanur	4,926	1,619	3,307
24	Kottayam	4,135	1,010	3,125
25	Changanacheri	4,531	1,444	3,087
26	Meenachal	3,976	1,145	2,831
27	Muvattupula	6,839	1,829	5,010
28	Todupula	1,726	441	1,285
29	Kunnattunadu	6,754	2,210	4,544
30	Alangadu	4,268	1,603	2,665
31	Parur	4,518	1,109	3,409
	Cardamom Hills	656	232	424
	Periyar & Thekkadi	197	83	114
	Total	186,994	45,715	141,279

VIII.

Part (A)—Total Population—(Continued).

DOWED.

PERIODS.

5-9.		10-14.		15-19.		20-24.	
Males.	Females.	Males.	Females.	Males.	Females.	Males.	Females.
8	9	10	11	12	13	14	15
...	4	4	9	5	27	21	97
2	5	2	25	8	69	46	201
1	9	10	18	10	72	52	180
...	7	1	13	6	38	21	91
...	...	2	1	3	21	23	53
...	1	3	4	4	17	4	34
3	13	2	15	2	38	23	97
3	1	3	4	6	4	8	47
16	5	4	13	15	19	11	63
4	3	3	4	2	12	6	30
...	...	1	1	2	7	4	17
...	1	3	6	1	23	6	82
2	5	3	22	7	53	26	122
3	2	6	4	1	15	9	31
...	5	5	5	3	22	7	67
...	1	...	3	2	11	11	51
6	6	11	11	3	28	13	56
7	6	5	6	10	11	14	38
4	1	3	2	2	15	7	57
1	...	2	1	2	10	5	55
1	5	2	8	4	27	30	105
4	2	8	3	5	13	9	34
3	2	5	6	64	9	20	21
2	4	4	4	1	6	13	31
1	7	2	9	7	14	8	37
...	3	...	5	5	12	22	41
1	3	4	9	10	15	20	50
...	...	1	4	2	2	2	10
...	7	...	9	4	24
...	2	...	2	8	17	3	41
1	8	...	4	2	14	12	69
...	2	5	2	12
...	3	1	...	5	9
65	111	99	231	205	655	467	1,953

TABLE
Civil Condition by Religion and Age,

Number.	TALUQ.	(3) WIDOW					
		AGE					
		25—29.		30—34.		35—39.	
		Males.	Females.	Males.	Females.	Males.	Females.
1	2	16	17	18	19	20	21
1	Tovala ...	48	146	61	302	70	240
2	Agastiswaram ...	124	396	171	679	198	741
3	Eranial ...	90	361	169	616	179	666
4	Kalkulam ...	27	206	64	307	78	433
5	Vilavankodu ...	43	154	55	253	86	325
6	Neyattankara ...	10	78	27	146	33	225
7	Trivandram ...	35	179	86	298	84	375
8	Nedumangadu ...	10	59	19	106	21	128
9	Sirayinkil ...	24	143	62	261	58	308
10	Kottarakkara ...	8	69	25	129	26	184
11	Pattanamuram ...	7	31	15	80	27	115
12	Shenkotta ...	16	140	30	286	37	269
13	Qilon ...	61	271	103	392	113	591
14	Kunnattur ...	17	83	39	167	64	256
15	Karunagappalli ...	37	166	39	303	77	436
16	Kartigappalli ...	19	151	44	270	67	338
17	Mavellikara ...	20	111	48	223	71	312
18	Chenganur ...	25	85	41	152	54	266
19	Tiruvalla ...	25	97	51	180	78	238
20	Ambalappula ...	29	118	40	196	69	251
21	Sherttala ...	62	167	133	445	150	508
22	Vykkam ...	37	128	83	232	116	347
23	Ettumanur ...	27	67	51	113	79	207
24	Kottayam ...	32	77	35	135	50	174
25	Changanacheri ...	19	63	66	88	64	150
26	Meenachal ...	28	86	50	145	80	161
27	Muvattupula ...	53	149	66	229	105	283
28	Todupula ...	12	31	18	67	21	87
29	Kunnattunadu ...	10	51	32	132	69	209
30	Alangadu ...	26	85	43	100	67	161
31	Parur ...	25	136	41	244	83	272
	Cardamom Hills ...	18	29	24	34	22	25
	Periyar & Thekkadi.	12	7	6	26	17	7
	Total ...	1,086	4,120	1,837	7,336	2,413	9,288

VIII.

Part (A)—Total Population—(Continued).

ED—(Continued).

PERIODS—(Continued).

40—44.		45—49.		50—54.		55—59.		60 and over.	
Males.	Females.	Males.	Females.	Males.	Females.	Males.	Females.	Males.	Females.
22	23	24	25	26	27	28	29	30	31
115	513	58	322	119	523	49	252	159	735
320	1,240	213	850	325	1,240	218	645	624	1,776
326	1,205	248	814	338	1,207	280	738	852	1,955
124	591	115	554	160	623	101	330	287	905
131	528	118	415	137	537	95	319	373	1,103
94	504	154	495	181	651	150	498	578	1,665
287	790	281	694	341	1,036	246	719	660	1,848
52	227	42	219	83	323	73	270	231	765
83	574	106	513	135	708	94	548	393	1,870
64	339	56	354	125	610	96	420	419	1,213
34	190	46	205	56	305	78	180	259	735
100	477	56	273	141	544	93	247	182	656
214	973	205	824	311	1,257	251	864	829	2,459
95	427	103	414	163	778	162	612	579	1,822
219	1,063	229	869	274	1,298	269	938	839	2,683
231	816	228	727	315	1,140	224	698	655	2,131
148	587	143	607	309	943	224	745	1,040	2,243
89	494	123	420	227	796	138	531	739	2,049
103	484	134	533	263	884	326	718	1,062	2,363
165	605	209	683	301	882	304	725	726	1,760
247	744	224	696	324	1,009	318	697	848	1,956
182	588	191	458	240	704	184	412	576	1,450
117	307	151	329	205	558	194	390	703	1,298
91	293	87	302	143	498	126	336	426	1,265
111	311	128	289	179	480	228	352	631	1,287
89	282	111	272	158	425	144	352	458	1,047
167	530	173	455	310	926	202	501	718	1,860
52	152	52	132	71	235	61	161	149	404
178	467	212	510	413	849	345	675	947	1,611
111	272	100	243	191	385	244	332	810	1,025
105	421	127	380	166	533	134	387	413	941
27	45	25	45	30	49	25	49	57	131
13	25	6	6	7	14	7	5	9	12
4,484	17,064	4,454	14,902	6,741	22,950	5,683	15,646	18,231	47,023

TABLE
Civil Condition by Religion and Age,

Number.	TALUQ.	(1) UN				
		Total Unmarried.			AGE	
					0-4.	
		Total.	Males.	Females.	Males.	Females.
1	2	3	4	5	6	7
1	Tovala	11,850	6,724	5,126	1,659	1,765
2	Agastiswaram	31,426	17,528	13,898	4,085	4,513
3	Eranial	36,714	20,446	16,268	4,768	5,325
4	Kalkulam	23,712	13,148	10,564	2,801	3,116
5	Vilavankodu	28,949	16,034	12,915	3,230	3,802
6	Neyattankara	46,893	25,717	21,176	4,700	5,559
7	Trivandram	48,122	26,756	21,366	5,141	5,386
8	Nedumangadu	27,469	14,573	12,896	3,247	3,373
9	Sirayinkil	44,212	23,367	20,845	5,341	5,608
10	Kottarakkara	29,963	16,120	13,843	3,663	3,930
11	Pattanapuram	14,303	7,558	6,745	1,810	2,050
12	Shenkotta	13,833	7,725	6,108	1,992	2,069
13	Quilon	48,596	25,955	22,641	5,424	5,715
14	Kunnattur	32,286	17,804	14,482	4,004	3,990
15	Karunagappalli	44,889	23,331	21,558	5,323	5,851
16	Kartigappalli	38,231	20,445	17,786	4,569	5,079
17	Mavelikkara	40,892	22,334	18,558	4,638	4,819
18	Chenganur	31,310	17,430	13,880	3,797	3,853
19	Tiruvalla	35,241	19,383	15,858	4,156	4,548
20	Ambalappula	31,193	16,886	14,307	3,858	4,235
21	Sherttala	42,322	22,223	20,099	4,550	5,278
22	Vykkam	29,897	16,661	13,236	3,487	3,641
23	Ettumanur	23,193	12,595	10,598	2,845	3,252
24	Kottayam	23,895	13,040	10,855	2,936	3,184
25	Changanacheri	20,028	11,158	8,870	2,471	2,529
26	Meenachal	12,662	7,141	5,521	1,693	1,880
27	Muvattupula	24,780	13,239	11,541	2,911	3,431
28	Todupula	7,039	3,901	3,138	1,007	1,048
29	Kunnattunadu	32,477	16,968	15,509	3,744	4,335
30	Alangadu	19,807	10,344	9,463	2,467	2,568
31	Parur	19,587	10,821	8,766	2,624	2,915
	Cardamom Hills	4,823	2,935	1,888	549	602
	Periyar and Thekkadi	835	665	170	62	61
	Total	921,429	500,955	420,474	109,552	119,310

VIII.

Part (B)—Hindu.

MARRIED.

PERIODS.

5—9.		10—14.		15—19.		20—24.	
Males.	Females.	Males.	Females.	Males.	Females.	Males.	Females.
8	9	10	11	12	13	14	15
1,472	1,611	1,377	1,083	1,006	349	606	65
4,093	4,155	3,669	3,131	2,652	1,267	1,581	234
4,732	4,948	3,995	3,208	3,171	1,356	1,747	326
2,777	2,968	2,643	2,177	2,317	1,072	1,256	269
3,477	3,513	3,346	2,786	2,807	1,329	1,480	305
5,502	5,308	5,322	4,356	4,276	2,372	2,564	933
5,149	5,117	5,152	4,246	4,189	2,273	3,051	1,068
2,770	3,053	2,867	2,575	2,172	1,440	1,477	615
5,362	4,963	4,856	4,152	3,449	2,469	2,067	981
3,680	3,644	3,247	2,843	2,390	1,585	1,298	566
1,690	1,841	1,627	1,469	1,236	755	509	211
1,777	1,833	1,634	1,414	1,145	481	641	97
5,716	5,656	5,330	4,717	3,980	3,093	2,517	1,090
3,819	3,569	3,592	2,952	2,545	1,702	1,553	785
5,348	5,243	4,764	4,626	3,428	2,686	1,986	974
4,508	4,474	4,334	3,845	3,084	2,206	1,925	827
4,898	4,816	4,702	4,022	3,534	2,329	1,939	782
4,000	3,706	3,891	3,231	2,602	1,532	1,425	540
4,467	4,323	4,418	3,639	3,090	1,502	1,547	527
3,566	3,533	3,415	3,052	2,628	1,346	1,477	620
4,747	5,018	4,381	4,114	3,349	2,410	2,014	828
4,160	3,923	3,629	2,961	2,617	1,307	1,285	403
3,169	2,990	2,826	2,245	1,796	919	728	274
3,216	3,053	2,933	2,373	2,005	1,016	830	254
2,432	2,357	2,590	2,092	1,757	892	729	236
1,658	1,676	1,655	1,254	1,130	362	422	100
3,454	3,454	3,180	2,655	1,909	975	779	274
849	820	961	743	604	306	254	67
4,339	4,489	3,830	3,441	2,565	1,588	1,095	473
2,435	2,426	2,188	2,101	1,362	1,052	721	410
2,612	2,388	2,267	1,928	1,630	837	918	276
559	569	592	386	549	192	325	53
64	40	92	44	161	19	132	5
112,497	111,477	105,305	89,861	77,135	45,019	42,878	15,468

TABLE
Civil Condition by Religion and Age,

Number.	TALUQ.	(1) UN					
		AGE					
		25—29.		30—34.		35—39.	
		Males.	Females.	Males.	Females.	Males.	Females.
1	2	16	17	18	19	20	21
1	Tovala ...	322	50	94	35	58	28
2	Agastiswaram ...	724	130	269	108	136	86
3	Eranial ...	978	227	401	207	226	185
4	Kalkulam ...	650	173	249	156	143	139
5	Vilavankodu ...	775	253	329	187	224	152
6	Neyattankara ...	1,514	681	689	490	471	385
7	Trivandram ...	1,666	686	824	564	493	513
8	Nedumangadu ...	800	355	412	282	238	237
9	Sirayinkil ...	952	648	393	401	215	315
10	Kottarakkara ...	809	366	303	185	191	170
11	Pattanamapuram ...	315	135	102	88	99	56
12	Shenkotta ...	270	43	111	35	59	22
13	Quilon ...	1,347	715	600	457	387	346
14	Kunnattur ...	984	460	415	245	323	252
15	Karunagappalli ...	1,296	773	523	482	368	458
16	Kartigappalli ...	1,117	621	507	316	262	256
17	Mavellikara ...	1,193	534	428	340	360	278
18	Chenganur ...	797	318	295	202	209	134
19	Tiruvalla ...	705	329	290	222	214	188
20	Ambalappula ...	855	470	409	313	271	259
21	Sherttala ...	1,251	569	621	407	428	329
22	Vykkam ...	693	249	288	157	163	122
23	Ettumanur ...	393	192	217	145	151	101
24	Kottayam ...	382	152	173	162	109	96
25	Changanacheri ...	310	142	225	144	151	90
26	Meenachal ...	207	70	98	37	70	35
27	Muvattupula ...	387	179	226	146	142	106
28	Todupula ...	81	34	38	27	37	28
29	Kunnattunadu ...	616	280	288	211	162	161
30	Alangadu ...	433	293	215	166	177	126
31	Parur ...	396	138	183	109	97	58
	Cardamom Hills ...	209	27	56	14	43	8
	Periyar & Thekkadi ...	87	...	29	...	18	1
	Total ...	23,514	10,292	10,299	7,040	6,695	5,720

VIII.

Part (B)—Hindu—(Continued).

MARRIED—(Continued).

PERIODS—(Continued).

40—44.		45—49.		50—54.		55—59.		60 and over.	
Males.	Females.	Males.	Females.	Males.	Females.	Males.	Females.	Males.	Females.
22	23	24	25	26	27	28	29	30	31
45	44	24	19	22	21	14	32	25	24
67	76	31	31	35	55	43	14	143	98
140	122	72	68	75	97	41	55	100	144
82	114	67	88	49	117	36	35	78	140
119	133	74	131	47	102	41	67	86	155
257	395	110	163	81	191	58	93	173	250
359	450	225	273	196	265	117	163	194	362
161	208	102	170	114	203	76	117	137	268
168	317	118	225	121	243	403	133	222	390
110	134	84	97	73	129	38	64	234	130
49	30	34	22	43	19	18	14	26	55
41	32	17	19	20	34	8	12	10	17
220	298	173	150	126	181	57	79	78	144
178	146	151	144	103	96	73	72	64	69
119	187	67	83	47	79	22	42	40	74
98	123	23	23	7	8	6	6	5	2
213	243	149	139	136	117	59	67	85	72
131	110	94	70	78	61	41	34	70	89
181	182	102	119	102	147	56	66	55	66
196	251	70	71	65	78	27	47	49	32
300	313	180	211	135	237	86	100	181	285
113	109	51	58	58	97	25	66	92	143
143	123	77	90	100	113	61	55	89	99
104	127	77	89	79	121	65	64	131	164
100	91	88	72	97	70	61	48	147	107
58	33	30	13	40	20	21	9	59	32
93	119	55	58	43	57	23	20	37	67
23	20	14	12	7	14	7	5	19	14
114	152	68	112	61	84	25	51	61	132
92	85	80	75	61	48	46	47	67	66
50	49	17	18	12	15	3	13	12	22
20	12	14	6	6	4	7	4	6	11
7	...	3	...	5	...	1	...	4	...
4,151	4,828	2,541	2,919	2,244	3,123	1,365	1,694	2,779	3,723

TABLE
Civil Condition by Religion and Age,

Number.	TALUQ.	(2) MAR				
		TOTAL MARRIED.			AGE	
		Total.	Males.	Females.	0—4.	
					Males.	Females.
1	2	3	4	5	6	7
1	Tovala	11,396	5,728	5,668
2	Agastiswaram	23,926	14,563	14,363
3	Eranial	30,425	15,429	14,996	...	4
4	Kalkulam	19,258	9,652	9,606	...	1
5	Vilavankodu	23,812	12,207	11,605	...	1
6	Neyattankara	41,798	21,349	20,449
7	Trivandram	38,349	19,232	19,117	...	13
8	Nedumangadu	20,836	10,298	10,538	...	5
9	Sirayinkil	33,658	16,727	16,931
10	Kottarakkara	23,975	12,101	11,874	...	1
11	Pattanapuram	15,270	7,881	7,389
12	Shenkotta	12,709	6,251	6,458
13	Quilon	34,586	17,654	16,932	2	1
14	Kunnattur	24,593	12,749	11,844
15	Karunagappalli	34,099	16,862	17,237
16	Kartigappalli	31,741	15,743	15,998
17	Mavellikara	37,479	18,908	18,571
18	Chenganur	29,784	15,394	14,390
19	Tiruvalla	37,398	19,046	18,352
20	Ambalappula	27,103	13,087	14,016
21	Sherttala	40,473	20,708	19,765
22	Vykkam	30,779	15,215	15,564
23	Ettumanur	23,025	11,836	11,189
24	Kottayam	23,127	11,613	11,514
25	Changanacheri	21,892	11,156	10,736
26	Meenachal	13,252	6,735	6,517
27	Muvattupula	24,455	12,167	12,288
28	Todupula	6,594	3,290	3,304
29	Kunnattunadu	29,740	14,858	14,882
30	Alangadu	15,986	7,829	8,157
31	Parur	15,443	7,836	7,607
	Cardamom Hills	4,799	2,720	2,079
	Periyar & Thekkadi	1,550	1,231	319
	Total	808,310	408,055	400,255	2	26

VIII.

Part (B)—Hindu—(Continued).

RIED.

PERIODS.

5-9.		10-14.		15-19.		20-24.	
Males.	Females.	Males.	Females.	Males.	Females.	Males.	Females.
8	9	10	11	12	13	14	15
5	22	21	176	105	828	457	1,113
7	56	51	345	360	1,782	1,211	2,749
7	31	49	264	282	1,766	1,154	2,761
9	28	39	194	194	1,361	764	1,949
3	29	46	276	321	1,649	1,006	2,246
7	53	57	591	501	3,174	1,502	3,570
15	87	82	631	446	2,795	1,719	3,679
6	6	31	231	141	1,457	664	1,993
1	17	15	238	256	2,009	1,248	2,946
2	11	36	193	228	1,222	904	1,929
1	6	16	116	259	844	734	1,221
1	27	40	235	188	873	558	1,161
12	33	53	266	286	1,715	1,255	2,809
3	7	34	166	207	1,067	899	1,844
1	4	24	191	263	1,722	1,307	3,003
2	10	25	275	248	1,743	1,219	2,824
15	24	60	333	454	1,832	1,462	3,066
5	10	65	356	575	1,611	1,457	2,249
5	19	61	467	548	2,181	1,867	2,982
...	10	19	268	337	1,840	1,308	2,531
18	39	68	230	352	1,979	1,744	3,652
1	17	67	321	394	1,956	1,438	2,684
1	4	48	208	399	1,308	1,362	1,896
1	10	33	297	297	1,374	1,223	1,921
...	26	26	196	232	1,222	1,112	1,850
5	19	43	184	313	1,040	927	1,203
4	17	101	315	480	1,464	1,271	2,013
1	17	9	104	152	507	417	593
2	6	36	174	373	1,393	1,478	2,460
10	8	47	177	342	948	724	1,273
8	7	27	140	179	935	705	1,501
...	2	19	73	117	296	351	397
...	1	5	10	46	48	175	75
158	663	1,358	8,241	9,825	47,941	35,622	70,143

TABLE

Civil Condition by Religion and Age,

		(2) MAR					
		AGE					
Number.	TALUQ.	25—29.		30—34.		35—39.	
		Males.	Females.	Males.	Females.	Males.	Females.
		1	2	16	17	18	19
1	Tovala ...	849	1,130	1,005	947	895	553
2	Agastiswaram ...	2,058	2,930	2,461	2,318	2,328	1,566
3	Eranial ...	2,300	3,156	2,561	2,424	2,561	1,767
4	Kalkulam ...	1,553	1,925	1,466	1,424	1,627	1,068
5	Vilavankodu ...	1,883	2,354	2,009	1,728	2,028	1,325
6	Neyattankara ...	3,167	3,889	3,114	2,836	3,437	2,378
7	Trivandram ...	2,818	3,339	2,907	2,577	3,002	2,137
8	Nedumangadu ...	1,491	1,897	1,451	1,474	1,705	1,171
9	Sirayinkil ...	2,569	3,038	2,415	2,531	2,702	1,962
10	Kottarakkara ...	1,825	2,284	1,721	1,757	1,986	1,543
11	Pattanamparam ...	1,318	1,417	1,206	1,125	1,396	977
12	Shenkotta ...	913	1,237	1,016	936	908	696
13	Quilon ...	2,626	3,248	2,603	2,568	2,829	2,149
14	Kunnattur ...	1,834	2,320	1,863	1,728	2,141	1,510
15	Karunagappalli ...	2,695	3,604	2,520	2,524	2,854	2,322
16	Kartigappalli ...	2,595	3,418	2,454	2,418	2,748	2,043
17	Mavellikara ...	2,868	3,539	2,905	2,814	2,947	2,421
18	Chenganur ...	2,360	2,631	2,193	2,015	2,371	1,736
19	Tiruvalla ...	3,065	3,376	2,796	2,505	2,771	2,187
20	Ambalappula ...	2,040	2,652	1,933	1,982	1,920	1,691
21	Shertala ...	3,520	4,540	3,386	3,281	3,830	2,473
22	Vykkam ...	2,514	3,087	2,516	2,325	2,418	1,883
23	Ettumanur ...	1,839	1,982	1,666	1,676	1,700	1,420
24	Kottayam ...	1,877	2,154	1,767	1,682	1,746	1,329
25	Changanancheri ...	1,676	2,029	1,970	1,747	1,863	1,224
26	Meenachal ...	1,107	1,081	977	854	985	729
27	Muvattupula ...	2,010	2,295	1,812	1,730	1,810	1,550
28	Todupula ...	512	574	490	446	502	378
29	Kunnattunadu ...	2,344	2,919	2,417	2,318	2,392	2,075
30	Alangadu ...	1,255	1,622	1,294	1,174	1,266	1,073
31	Parur ...	1,241	1,511	1,403	1,216	1,172	851
	Cardamom Hills ...	632	432	386	281	406	191
	Periyar & Thekkadi.	294	76	270	45	179	22
	Total ...	63,648	77,686	62,953	59,406	65,425	48,400

VIII.

Part (B)—Hindu—(Continued).

RIED—(Continued).

PERIODS—(Continued).

40—44.		45—49.		50—54.		55—59.		60 and over.	
Males.	Females.	Males.	Females.	Males.	Females.	Males.	Females.	Males.	Females.
22	23	24	25	26	27	28	29	30	31
854	438	531	177	413	133	225	44	368	107
2,148	1,122	1,424	547	1,164	428	506	179	845	341
2,126	1,056	1,419	623	1,032	469	707	368	1,231	307
1,301	707	960	394	665	213	443	144	631	198
1,564	889	1,259	529	831	269	489	142	768	168
2,889	1,643	2,111	986	1,627	692	1,106	321	1,831	316
2,674	1,539	1,931	953	1,471	607	941	443	1,226	317
1,197	880	1,100	596	924	366	618	245	970	217
2,077	1,508	1,600	899	1,402	706	923	395	1,519	682
1,508	1,104	1,142	647	1,003	543	612	257	1,134	383
911	614	769	419	557	327	323	134	391	189
924	540	587	312	554	224	254	111	358	106
2,327	1,646	1,702	937	1,442	736	909	395	1,608	429
1,540	1,129	1,207	749	1,115	591	672	365	1,234	368
2,134	1,583	1,566	942	1,416	689	785	335	1,297	318
2,049	1,430	1,490	755	1,146	526	737	299	1,030	257
2,538	1,768	1,852	1,075	1,458	782	879	409	1,470	508
1,611	1,265	1,445	933	1,206	702	779	430	1,327	452
2,217	1,609	1,627	1,129	1,571	917	965	486	1,553	494
1,702	1,238	1,204	793	1,028	509	730	308	866	194
2,894	1,450	1,964	927	1,274	537	659	312	999	345
2,075	1,390	1,298	722	1,072	548	515	306	907	325
1,594	934	981	627	943	540	495	271	808	323
1,294	977	1,074	748	900	530	514	254	882	238
1,314	844	981	620	806	461	449	238	727	279
782	531	492	337	455	239	230	152	419	148
1,537	1,097	1,033	773	918	511	451	275	740	248
408	257	251	167	228	120	127	69	193	72
1,833	1,373	1,311	952	1,180	580	551	292	941	340
998	657	690	495	533	367	310	225	360	138
1,011	623	705	358	551	227	319	143	515	95
261	164	200	92	115	64	111	37	122	50
123	23	51	8	51	6	18	1	19	4
52,415	34,028	37,957	21,221	31,051	15,159	18,352	8,385	29,289	8,956

TABLE

Civil Condition by Religion and Age,

Number.	TALUQ.	(3) WI				
		TOTAL WIDOWED.			AGE	
		Total.	Males.	Females.	0-4.	
					Males.	Females.
1	2	3	4	5	6	7
1	Tovala	3,576	655	2,921
2	Agastiswaram	8,282	1,829	6,453
3	Eranial	7,244	1,722	5,522
4	Kalkulam	4,147	807	3,340
5	Vilavankodu	3,957	867	3,090
6	Neyattankara	4,927	1,078	3,849
7	Trivandram	6,997	1,772	5,225
8	Nedumangadu	2,461	474	1,987
9	Sirayinkil	5,235	843	4,392
10	Kottarakkara	3,455	652	2,803
11	Pattanapuram	1,880	438	1,442
12	Shenkotta	3,491	627	2,864
13	Quilon	7,555	1,527	6,028
14	Kunnattur	5,069	1,053	4,016
15	Karunagappalli	7,980	1,486	6,494
16	Kartigappalli	6,877	1,505	5,372
17	Mavellikara	6,629	1,639	4,990
18	Chengannur	4,701	1,070	3,631
19	Tiruvalla	5,072	1,322	3,750
20	Ambalappula	5,364	1,302	4,062
21	Shertala	6,766	1,728	5,038
22	Vykkam	5,028	1,314	3,714
23	Ettumanur	3,138	992	2,146
24	Kottayam	2,734	647	2,087
25	Changanacheri	2,778	867	1,911
26	Meenachal	1,883	526	1,357
27	Muvattupula	3,688	935	2,753
28	Todupula	1,081	241	840
29	Kunnattunadu	3,899	1,211	2,688
30	Alangadu	2,263	794	1,469
31	Parur	3,186	770	2,416
	Cardamom Hills	613	222	391
	Periyar and Thekkadi	169	70	99
	Total	142,125	32,985	109,140

VIII.

Part (B)—Hindu—(Continued).

DOWED.									
PERIODS.									
5—9.		10—14.		15—19.		20—24.		25—29.	
Males.	Females.	Males.	Females.	Males.	Females.	Males.	Females.	Males.	Females.
8	9	10	11	12	13	14	15	16	17
...	4	4	8	4	25	20	88	44	127
1	4	2	19	7	55	23	174	94	320
...	8	3	9	3	44	34	117	68	255
...	5	...	10	5	33	15	79	20	176
...	...	2	1	1	20	20	42	33	131
...	1	...	2	...	12	1	30	6	64
...	13	1	15	1	27	18	87	30	136
1	1	...	2	4	2	6	44	9	48
14	4	3	11	9	17	9	55	19	123
...	3	1	3	1	10	2	24	6	57
...	...	1	1	2	4	4	11	6	20
...	...	1	4	1	20	5	78	15	138
1	3	...	15	5	25	12	77	44	197
...	2	2	3	1	11	4	24	12	65
...	2	3	2	2	14	4	55	28	146
...	2	2	6	7	40	14	132
4	...	10	6	3	20	8	45	14	94
1	6	...	1	1	5	9	23	16	57
...	2	1	13	2	39	16	60
1	...	1	...	2	8	2	39	16	74
...	1	...	5	3	22	19	71	45	135
1	2	4	3	4	10	5	31	30	114
1	1	1	...	57	5	15	15	16	43
...	...	1	1	...	4	5	14	20	43
...	2	1	7	2	10	...	19	13	38
...	2	...	2	3	5	11	24	11	32
1	1	2	5	1	6	11	27	21	72
...	4	1	...	2	5	7	21
...	1	...	2	2	17	4	30
...	6	3	2	17	10	31
...	7	...	2	1	7	9	45	17	94
...	2	4	2	12	17	28
...	2	1	...	5	9	10	7
26	72	43	148	136	449	293	1,477	731	3,108

TABLE
Civil Condition by Religion and Age,

Number.	TALUQ.	(3) WI					
		AGE					
		30—34.		35—39.		40—44.	
		Males.	Females.	Males.	Females.	Males.	Females.
1	2	18	19	20	21	22	23
1	Tovala ...	54	279	64	211	111	478
2	Agastiswaram ...	143	550	167	578	272	1,015
3	Eranial ...	109	420	116	465	229	835
4	Kalkulam ...	49	227	62	360	94	483
5	Vilavankodu ...	48	199	76	273	105	412
6	Neyattankara ...	17	119	25	194	87	438
7	Trivandram ...	70	235	73	323	260	666
8	Nedumangadu ...	14	95	19	116	44	203
9	Sirayinkil ...	45	218	50	258	64	504
10	Kottarakkara ...	16	99	20	144	55	294
11	Pattapuram ...	13	55	22	80	30	149
12	Shenkotta ...	26	278	35	253	91	454
13	Quilon ...	65	274	70	442	134	758
14	Kunnattur ...	32	146	54	222	85	376
15	Karunagappalli ...	30	262	62	344	179	913
16	Kartigappalli ...	36	239	60	286	194	704
17	Mavellikara ...	36	185	60	264	124	516
18	Chenganur ...	25	108	34	185	59	386
19	Tiruvalla ...	37	120	56	143	60	328
20	Ambalappula ...	29	146	42	175	114	455
21	Shertala ...	104	360	107	408	170	598
22	Vykkam ...	70	201	96	297	154	502
23	Ettumanur ...	38	82	55	145	61	207
24	Kottayam ...	21	93	32	102	62	202
25	Changanacheri ...	32	50	38	81	63	180
26	Meenachal ...	25	62	33	75	39	136
27	Muvattupula ...	27	118	44	146	78	273
28	Todupula ...	10	46	8	55	24	99
29	Kunnattunadu ...	19	77	40	130	99	289
30	Alangadu ...	16	61	39	89	53	156
31	Parur ...	24	170	64	182	77	306
	Cardamom Hills ..	23	32	22	21	23	38
	Periyar & Thekkadi...	5	24	13	5	12	21
	Total ...	1,803	5,630	1,758	7,052	3,306	13,369

VIII.

Part (B)—Hindu—(Continued).

DOWED—(Continued).

PERIODS—(Continued).

45—49.		50—54.		55—59.		60 and over.	
Males.	Females.	Males.	Females.	Males.	Females.	Males.	Females.
24	25	26	27	28	29	30	31
53	296	110	487	46	229	145	694
171	700	259	1,016	172	548	518	1,474
179	593	230	864	192	529	559	1,383
95	461	137	496	88	270	242	740
92	335	110	457	82	270	303	950
139	452	165	586	131	441	507	1,510
255	599	312	890	210	643	542	1,591
35	197	69	302	63	254	210	723
95	450	118	614	73	498	344	1,640
39	270	97	516	75	371	340	1,012
35	157	46	250	67	146	212	569
53	263	135	513	90	231	175	632
152	659	229	986	180	675	635	1,917
82	361	142	670	134	511	505	1,625
195	752	225	1,107	206	716	552	2,181
205	619	265	961	171	556	551	1,827
121	512	245	833	181	654	833	1,861
96	307	178	588	87	391	564	1,574
87	333	165	602	177	457	721	1,653
150	535	214	705	208	547	523	1,378
171	553	247	809	218	527	644	1,549
153	372	190	601	129	319	478	1,262
93	198	115	360	109	222	431	868
55	180	86	339	72	227	293	882
80	174	112	302	147	219	379	829
48	122	76	189	65	162	215	546
89	238	180	546	102	270	379	1,051
24	74	44	154	34	107	87	275
108	293	209	477	154	366	576	1,016
44	130	104	211	92	155	428	616
85	264	116	397	89	252	288	690
24	43	28	45	25	38	56	130
5	5	3	11	7	5	9	10
3,308	11,497	4,961	17,884	3,876	11,796	13,244	36,658

TABLE
Civil Condition by Religion and Age,

Number.	TALUQ.	(1) UN				
		TOTAL UNMARRIED.			AGE	
		Total.	Males.	Females.	0-4.	
					Males.	Females.
1	2	3	4	5	6	7
1	Tovala	527	271	256	66	94
2	Agastiswaram	1,612	931	681	227	224
3	Eranial	2,029	1,185	844	264	277
4	Kalkulam	1,277	690	587	125	150
5	Vilavankodu	1,051	605	446	114	118
6	Neyattankara	2,645	1,395	1,250	320	322
7	Trivandram	4,848	2,620	2,228	527	605
8	Nedumangadu	1,754	961	793	204	225
9	Sirayinkil	6,841	3,603	3,238	821	920
10	Kottarakkara	2,364	1,290	1,074	305	382
11	Pattanapuram	1,911	1,044	867	283	317
12	Shenkotta	814	503	311	138	123
13	Quilon	7,068	4,044	3,024	900	907
14	Kunnattur	1,347	760	587	233	226
15	Karunagappalli	6,651	3,815	2,836	960	935
16	Kartigappalli	3,467	1,905	1,562	438	509
17	Mavellikara	1,942	1,124	818	272	244
18	Chenganur	1,278	758	520	174	179
19	Tiruvalla	973	563	410	131	136
20	Ambalappula	5,747	2,542	3,205	684	1,361
21	Sherttala	1,178	584	594	127	172
22	Vykkam	1,612	847	765	170	234
23	Ettumanur	212	131	81	21	29
24	Kottayam	573	350	223	73	80
25	Changanacheri	1,491	784	707	195	253
26	Meenachal	458	308	150	38	58
27	Muvattupula	3,208	1,756	1,452	448	502
28	Todupula	1,366	775	591	244	187
29	Kunnattunadu	6,121	3,272	2,849	754	904
30	Alangadu	5,823	3,176	2,647	734	715
31	Parur	1,959	1,068	891	282	321
	Cardamom Hills	141	107	34	23	18
	Periyar and Thekkadi	119	105	14	5	3
	Total	80,407	43,872	36,535	10,300	11,730

VIII.

Part (C)—Mussalman.

MARRIED.

PERIODS.

5—9.		10—14.		15—19.		20—24.	
Males.	Females.	Males.	Females.	Males.	Females.	Males.	Females.
8	9	10	11	12	13	14	15
63	67	55	53	41	17	24	8
242	229	175	143	141	52	73	8
285	276	210	158	197	85	124	16
181	167	141	117	101	61	56	28
137	135	138	105	105	53	51	18
308	359	255	245	214	115	128	33
573	612	572	480	424	218	271	89
193	189	200	164	159	85	92	27
942	815	810	711	522	340	251	112
334	327	250	216	207	64	104	20
232	245	251	189	168	71	66	19
112	82	94	60	79	19	45	6
1,025	881	831	666	637	282	375	86
188	160	154	128	94	35	48	8
898	826	839	654	549	222	305	69
412	440	432	362	330	167	166	46
268	234	231	190	155	75	87	23
162	133	155	131	145	49	74	10
161	127	131	106	78	16	31	8
528	368	529	319	420	190	212	156
154	164	116	136	88	50	45	19
217	233	180	192	159	77	79	17
30	23	30	19	23	8	13	1
64	54	91	64	59	9	29	...
194	191	169	171	133	54	46	16
79	47	64	29	57	12	31	2
481	440	410	305	221	110	99	23
159	183	197	128	99	50	44	14
858	819	788	581	484	282	214	106
822	681	650	592	450	323	235	122
282	231	242	200	141	90	85	25
13	8	21	4	25	1	11	...
8	6	12	3	31	2	28	...
10,605	9,752	9,423	7,621	6,736	3,284	3,542	1,135

TABLE
Civil Condition by Religion and Age,

Number.	TALUQ.	(1) UN					
		AGE					
		25—29.		30—34.		35—39.	
		Males.	Females.	Males.	Females.	Males.	Females.
1	2	16	17	18	19	20	21
1	Tovala ...	11	5	4	1	2	...
2	Agastiswaram ...	32	5	10	9	15	1
3	Eranial ...	58	11	19	6	8	5
4	Kalkulam ...	34	14	19	14	10	9
5	Vilavankodu ...	29	3	7	4	14	...
6	Neyattankara ...	78	32	32	39	16	22
7	Trivandram ...	137	69	46	53	18	21
8	Nedumangadu ...	53	16	21	16	16	15
9	Sirayinkil ...	113	98	38	54	40	30
10	Kottarakkara ...	53	16	11	7	5	13
11	Pattanapuram ...	23	9	9	...	3	4
12	Shenkotta ...	16	7	10	...	3	2
13	Quilon ...	164	50	41	39	24	32
14	Kunnattur ...	25	7	7	4	2	9
15	Karunagappalli ...	150	38	45	27	42	32
16	Kartigappalli ...	88	23	16	6	13	6
17	Mavellikara ...	58	15	12	8	14	10
18	Chenganur ...	23	5	6	4	11	1
19	Tiruvalla ...	14	4	6	1	4	2
20	Ambalappula ...	95	200	32	164	16	147
21	Sherttala ...	29	12	13	9	6	10
22	Vykkam ...	28	5	3	1	4	1
23	Ettumanur ...	7	1	3	...	1	...
24	Kottayam ...	13	2	1	...	2	2
25	Changanacheri ...	21	6	9	8	10	2
26	Meenachal ...	11	2	2	...	5	...
27	Muvattupula ...	46	11	11	10	12	4
28	Todupula ...	18	7	4	3	5	4
29	Kunnattunadu ...	93	57	29	19	21	19
30	Alangadu ...	112	70	54	36	38	31
31	Parur ...	25	13	5	9	2	...
	Cardamom Hills ...	9	...	2	...	1	2
	Periyar & Thekkadi.	16	...	3
	Total ...	1,682	813	530	551	383	436

VIII.

Part (C)—Mussalman—(Continued).

MARRIED—(Continued).

PERIODS—(Continued).

40—44.		45—49.		50—54.		55—59.		60 and over.	
Males.	Females.	Males.	Females.	Males.	Females.	Males.	Females.	Males.	Females.
22	23	24	25	26	27	28	29	30	31
2	2	1	1	2	2	...	3	...	3
4	4	5	2	1	2	1	...	5	2
9	3	2	1	2	...	7	5	...	1
5	10	7	3	8	6	...	4	3	4
2	3	4	1	3	1	...	1	1	4
19	34	10	14	5	17	1	8	9	15
9	30	14	10	3	16	9	11	17	14
8	13	5	6	3	9	...	7	7	21
13	34	11	22	4	47	17	15	21	40
3	9	4	6	1	2	2	1	11	11
6	3	1	3	1	1	...	2	1	4
2	4	1	1	3	3	...	3	...	1
12	18	10	5	10	9	6	27	9	22
3	3	2	2	...	1	2	3	2	1
7	9	4	4	6	7	3	4	7	9
5	2	3	...	1	1	1	...
14	7	3	3	5	4	2	1	3	4
4	2	2	3	2	2	...	1
3	3	...	1	2	4	1	1	1	1
14	116	5	88	2	41	1	30	4	25
1	7	4	5	1	2	...	4	...	4
...	...	2	2	4	1	1	1	...	1
...	...	1	...	2
4	1	4	1	2	1	2	4	6	5
1	1	4	3	...	1	2	1
4	...	1	...	5	...	1	...	10	...
8	16	4	9	12	8	1	5	3	9
2	4	1	3	...	3	2	5
8	15	9	11	2	12	2	5	10	19
19	22	16	17	22	12	9	15	15	11
1	1	1	...	1	...	1	1
...	...	1	...	1	1
...	2	...
192	376	137	224	120	218	69	157	153	233

TABLE

Civil Condition by Religion and Age,

Number.	TALUQ.	(2) MAR				
		TOTAL MARRIED.			AGE	
		Total.	Males.	Females.	0-4.	
					Males.	Females.
1	2	3	4	5	6	7
1	Tovala	541	258	283
2	Agastiswaram	1,418	706	712
3	Eranial	1,605	811	794
4	Kalkulam	954	493	461
5	Vilavankodu	855	427	428
6	Neyattankara	2,260	1,141	1,119
7	Trivandram	4,030	1,963	2,067
8	Nedumangadu	1,410	718	692
9	Sirayinkil	5,548	2,701	2,847
10	Kottarakkara	1,949	1,019	930
11	Pattanapuram	1,939	973	966
12	Shenkotta	661	335	326
13	Quilon	5,445	2,710	2,735
14	Kunnattur	1,258	638	620
15	Karunagappalli	5,340	2,781	2,559
16	Kartigappalli	3,049	1,527	1,522
17	Mavellikkara	1,916	998	918
18	Chenganur	1,335	672	663
19	Tiruvalla	1,089	565	524
20	Ambalappula	3,929	2,081	1,848
21	Sherttala	1,353	679	674
22	Vykkam	1,606	852	754
23	Ettumanur	244	177	67
24	Kottayam	539	281	258
25	Changanacheri	1,732	933	799
26	Meenachal	527	286	241
27	Muvattupula	2,936	1,526	1,410
28	Todupula	1,163	593	570
29	Kunnattunadu	4,676	2,415	2,261
30	Alangadu	4,943	2,561	2,382
31	Parur	1,445	755	690
	Cardamom Hills	182	111	71
	Periyar and Thekkadi	168	136	32
	Total	68,045	34,822	33,223

VIII.

Part (C)—Mussalman—(Continued).

RIED.

PERIODS.

5-9.		10-14.		15-19.		20-24.	
Males.	Females.	Males.	Females.	Males.	Females.	Males.	Females.
8	9	10	11	12	13	14	15
...	...	1	1	5	30	22	59
...	...	3	13	6	99	51	136
...	2	1	17	13	98	61	135
2	2	6	8	7	58	38	85
...	14	6	69	41	90
2	1	...	43	24	187	85	202
...	10	6	65	44	333	155	395
...	3	1	29	8	112	66	117
3	17	11	59	70	379	247	513
...	1	5	29	17	127	87	149
...	...	1	30	25	131	101	158
...	1	2	8	4	41	30	52
4	9	10	71	52	414	210	438
...	...	3	18	13	65	58	118
1	2	5	56	50	327	222	471
...	5	5	23	28	242	116	282
4	5	9	32	44	126	102	155
...	1	1	31	11	99	71	98
1	4	1	13	24	67	60	87
1	...	2	38	39	290	238	331
5	12	6	19	17	83	57	100
1	...	2	11	17	87	73	170
...	...	1	2	6	9	24	9
...	1	1	8	4	43	31	39
...	11	9	70	77	148
1	...	0	11	13	41	24	41
1	1	9	39	47	178	196	246
...	1	5	33	32	92	63	117
2	5	9	43	50	212	221	378
24	10	26	49	108	225	279	391
3	4	...	6	20	75	60	137
...	...	1	5	6	13	11	12
...	2	...	9	5
55	97	133	835	821	4,422	3,186	5,864

TABLE
Civil Condition by Religion and Age,

		(2) MAR					
		AGE					
Number.	TALUQ.	25—29.		30—34.		35—39.	
		Males.	Females.	Males.	Females.	Males.	Females.
		16	17	18	19	20	21
1	Tovala ...	33	67	45	49	51	44
2	Agastiswaram ...	130	155	107	109	116	64
3	Eranial ...	96	168	140	137	111	78
4	Kalkulam ..	73	84	84	80	76	54
5	Vilavankodu ...	72	81	71	82	69	32
6	Neyattankara ...	196	224	152	148	185	136
7	Trivandram ...	279	384	309	278	310	215
8	Nedumangadu ...	114	122	101	86	103	78
9	Sirayinkil ...	413	522	395	400	430	298
10	Kottarakkara ...	158	192	163	126	159	113
11	Pattanapuram ...	146	194	143	152	194	117
12	Shenkotta ...	42	61	66	48	47	42
13	Quilon ...	411	514	452	381	424	306
14	Kunnattur ...	95	126	106	79	92	73
15	Karunagappalli ...	458	534	393	348	472	330
16	Kartigappalli ...	266	283	214	211	271	172
17	Mavellikara ...	119	170	141	137	160	117
18	Chenganur ...	117	123	90	94	105	66
19	Tiruvalla ...	89	107	74	72	90	63
20	Ambalappula ...	342	293	338	215	347	154
21	Sherttala ...	85	127	100	100	103	71
22	Vykkam ...	116	164	144	100	165	107
23	Ettumanur ...	33	8	17	11	22	10
24	Kottayam ...	37	45	36	30	48	31
25	Changanacheri ...	114	175	163	149	132	97
26	Meenachal ...	46	42	45	26	54	25
27	Muvattupula ...	254	288	247	199	230	191
28	Todupula ...	106	104	80	73	96	60
29	Kunnattunadu ...	363	482	437	357	376	305
30	Alangadu ...	424	523	407	326	398	294
31	Parur ...	135	141	121	82	115	87
	Cardamom Hills ...	22	14	19	16	22	7
	Periyar & Thekkadi .	34	10	31	11	21	4
	Total ...	5,418	6,527	5,431	4,712	5,644	3,841

VIII.

Part (C)—Mussalman—(Continued).

RIED—(Continued).

PERIODS—(Continued).

40—44.		45—49.		50—54.		55—59.		60 and over.	
Males.	Females.	Males.	Females.	Males.	Females.	Males.	Females.	Males.	Females.
22	23	24	25	26	27	28	29	30	31
37	16	25	6	19	4	12	6	8	1
109	60	62	17	56	30	30	7	36	22
118	73	78	23	77	27	46	26	70	10
68	39	53	26	32	10	24	11	30	4
54	31	53	13	25	7	12	6	24	3
172	82	133	43	79	23	39	9	74	21
247	166	179	97	175	58	94	25	165	41
64	58	66	36	70	29	54	12	71	10
296	248	253	165	215	118	160	67	208	61
133	69	102	51	71	33	46	19	78	21
113	64	96	48	57	29	40	17	57	26
60	30	23	12	27	8	7	17	27	6
371	240	249	133	212	98	112	72	203	59
74	45	52	28	46	22	39	22	60	24
343	212	278	125	199	81	152	43	208	30
194	110	140	72	98	58	65	37	130	27
121	80	101	39	80	25	52	9	65	23
75	47	63	44	51	28	25	15	63	17
58	30	63	35	40	23	22	9	43	14
270	202	172	117	133	91	68	61	131	56
87	44	79	34	51	44	42	27	47	13
92	62	118	18	52	20	38	6	34	9
25	6	14	3	17	...	10	2	8	7
29	13	25	13	19	10	26	18	25	7
122	58	72	42	93	19	45	16	56	14
28	25	30	12	24	9	7	6	14	3
195	114	108	77	136	30	47	27	56	20
65	28	48	30	35	18	24	10	39	4
313	186	215	115	178	79	91	46	160	53
310	203	174	170	194	98	120	54	97	39
96	72	70	44	51	22	36	7	48	13
15	...	6	1	3	1	2	...	4	2
22	...	9	1	4	...	4	1
4,376	2,713	3,209	1,690	2,619	1,152	1,591	709	2,339	661

TABLE
Civil Condition by Religion and Age,

Number.	TALUQ.	(3) WI				
		TOTAL WIDOWED.			AGE	
		Total.	Males.	Females.	0-4.	
					Males.	Females.
1	2	3	4	5	6	7
1	Tovala	116	21	95
2	Agastiswaram	357	72	285
3	Eranial	431	119	312
4	Kalkulam	189	39	150
5	Vilavankodu	181	32	149
6	Neyattankara	238	53	185
7	Trivandram	628	135	493
8	Nedumangadu	144	39	105
9	Sirayinkil	661	130	531
10	Kottarakkara	237	67	170
11	Pattanapuram	319	46	273
12	Shenkotta	136	26	110
13	Quilon	1,137	241	896
14	Kunnattur	154	28	126
15	Karunagappalli	1,070	288	782
16	Kartigappalli	559	117	442
17	Mavellikara	276	66	210
18	Chenganur	230	55	175
19	Tiruvalla	113	30	83
20	Ambalappula	457	166	291
21	Sherttala	256	100	156
22	Vykkam	205	68	137
23	Ettumanur	27	5	22
24	Kottayam	39	6	33
25	Changanacheri	197	78	119
26	Meenachal	99	37	62
27	Muvattupula	298	66	232
28	Todupula	147	41	106
29	Kunnattannadu	589	197	392
30	Alangadu	620	257	363
31	Parur	228	51	177
	Cardamom Hills	22	3	19
	Periyar & Thekkadi	11	2	9
	Total	10,371	2,681	7,690

VIII.

Part (C)—Mussalman—(Continued).

DOWED.

PERIODS.

5-9.		10-14.		15-19.		20-24.	
Males.	Females.	Males.	Females.	Males.	Females.	Males.	Females.
8	9	10	11	12	13	14	15
...	1	...	2
...	1	...	3	...	5	...	5
...	...	1	3	4	6	...	11
...	2	2	3
...	1	...	7
...	2	...	3	1	3
2	...	1	...	1	4	3	4
2	2	1	2
2	...	1	2	6	2	2	6
...	...	1	1	3	2
...	2	...	5
...	1	...	4
...	...	1	5	2	14	7	19
1	...	2	3	...	5	1	2
...	1	...	1	1	4	2	9
...	3	...	4	...	7	...	5
...	...	1	...	3	2	...	4
1	2
...	2	...	4
...	2	...	1	1	1	8	4
...	1
...	1	...	1
...	1
...	1	5
...	2
...	...	1	...	1	...	1	1
...	2	...	1
...	3	...	1
...	2	...	1	...	5	1	7
...	1	...	3
...	1
...	1
11	11	9	31	20	76	37	122

TABLE
Civil Condition by Religion and Age,

Number.	TALUQ.	(3) WI					
		AGE					
		25—29.		30—34.		35—39.	
		Males.	Females.	Males.	Females.	Males.	Females.
1	2	16	17	18	19	20	21
1	Tovala	3	3	8	1	8
2	Agastiswaram ...	7	22	10	29	1	24
3	Eranial ...	2	12	11	32	13	29
4	Kalkulam ...	2	7	3	17	2	7
5	Vilavankodu ...	2	8	5	16	4	10
6	Neyattankara ...	2	7	5	16	2	20
7	Trivandram ...	1	15	9	33	3	23
8	Nedumangadu ...	1	9	3	8	2	4
9	Sirayinkil ...	4	14	13	30	4	41
10	Kottarakkara ...	1	2	5	7	1	13
11	Pattanamuram ...	1	6	2	17	3	26
12	Shenkotta ...	1	2	4	8	2	12
13	Quilon ...	10	35	22	51	25	81
14	Kunnattur ...	3	3	1	5	2	5
15	Karunagappalli ...	6	12	5	18	8	43
16	Kartigappalli ...	2	10	4	18	2	32
17	Mavellikara ...	1	2	2	10	1	13
18	Chenganur ...	2	7	4	11	2	13
19	Tiruvalla ...	1	2	2	5
20	Ambalappula ...	7	10	3	15	7	25
21	Sherttala ...	7	3	4	15	9	10
22	Vyckam	5	6	7	13
23	Ettumanur	1	...	2
24	Kottayam	5	1	1
25	Changanacheri	3	...	6	2	6
26	Meenachal ...	1	2	...	3	...	2
27	Muvattupula ...	2	5	4	6	3	10
28	Todupula	4	1	6	2	10
29	Kunnattunadu ...	2	7	1	13	7	19
30	Alangadu ...	4	18	8	8	7	19
31	Parur ...	1	6	1	14	2	18
	Cardamom Hills	1	...	4
	Periyar & Thekkadi.	1
	Total ...	74	234	138	435	127	548

VIII.

Part (C)—Mussalman—(Continued).

DOWED—(Continued).

PERIODS—(Continued).

40—44.		45—49.		50—54.		55—59.		60 and over.	
Males.	Females.	Males.	Females.	Males.	Females.	Males.	Females.	Males.	Females.
22	23	24	25	26	27	28	29	30	31
2	18	...	9	6	15	...	12	9	19
9	45	7	26	11	54	8	23	19	48
18	43	7	24	12	62	15	22	36	68
14	20	1	17	3	21	4	14	8	42
1	35	4	19	6	10	2	11	8	32
3	26	4	15	10	24	3	22	23	47
11	73	10	50	14	80	20	50	60	161
2	12	1	10	9	14	5	14	13	30
17	56	6	60	13	82	18	44	44	194
2	18	8	34	4	26	8	15	34	52
1	27	3	35	7	38	4	18	25	99
5	18	2	9	4	23	2	12	5	21
22	109	16	68	37	136	28	94	71	284
1	13	2	6	2	25	6	17	9	50
24	86	18	53	33	108	29	135	159	309
20	60	10	42	23	81	13	51	41	137
...	12	3	14	15	25	2	26	42	90
2	15	4	13	12	31	4	16	18	67
1	3	2	13	6	7	7	16	10	35
15	31	15	41	28	41	31	33	60	89
10	21	6	13	13	23	15	19	27	44
5	20	6	15	12	21	11	23	22	38
1	3	1	4	...	4	3	6
...	5	...	2	1	5	2	4	2	10
5	11	3	8	17	16	7	19	43	45
5	12	2	12	3	9	5	4	20	16
7	37	7	19	9	47	6	20	25	87
9	13	5	12	6	26	8	12	10	20
23	34	19	42	28	84	41	44	76	145
19	38	14	24	29	59	27	28	148	154
3	22	1	11	11	31	12	16	20	55
1	2	1	2	...	9	1	...
1	3	...	1	...	2	2
259	941	187	721	385	1,232	343	843	1,091	2,496

TABLE

Civil Condition by Religion and Age,

Number.	TALUQ.	(1) UN				
		TOTAL UNMARRIED.			AGE	
		Total.	Males.	Females.	0-4.	
					Males.	Females.
1	2	3	4	5	6	7
1	Tovala ...	804	431	373	132	151
2	Agastiswaram ...	8,015	4,384	3,631	1,048	1,148
3	Eranial ...	13,268	7,024	6,244	1,628	1,920
4	Kalkulam ...	5,297	2,864	2,433	710	724
5	Vilavankodu ...	4,686	2,580	2,106	546	639
6	Neyattankara ...	5,869	3,133	2,736	558	694
7	Trivandram ...	4,799	2,474	2,325	565	657
8	Nedumangadu ...	732	446	286	71	74
9	Sirayinkil ..	1,090	557	533	116	126
10	Kottarakkara ...	4,433	2,363	2,070	711	756
11	Pattanapuram ...	1,609	837	772	202	243
12	Shenkotta ...	226	137	89	37	33
13	Quilon ...	9,253	4,804	4,449	1,236	1,314
14	Kunnattur ...	3,863	2,042	1,821	641	684
15	Karunagappalli ...	4,357	2,263	2,094	621	671
16	Kartigappalli ...	3,609	1,899	1,710	524	611
17	Mavellikara ...	6,373	3,450	2,923	972	1,031
18	Chenganur ...	11,401	6,311	5,090	1,799	1,820
19	Tiruvalla ...	18,684	10,131	8,553	2,718	3,003
20	Ambalappula ...	10,207	5,458	4,749	1,442	1,781
21	Sherttala ...	11,925	6,207	5,718	1,524	1,749
22	Vykkam ...	5,214	2,923	2,291	699	710
23	Ettumanur ...	13,984	7,476	6,508	1,835	2,255
24	Kottayam ...	12,331	6,565	5,766	1,608	1,773
25	Changanacheri ..	12,459	6,705	5,754	1,756	1,925
26	Meenachal ...	13,889	7,394	6,495	2,146	2,376
27	Muvattupula ...	19,777	10,412	9,365	2,636	3,056
28	Todupula ...	3,717	1,952	1,765	569	562
29	Kunnattunadu ...	17,087	8,748	8,339	2,045	2,482
30	Alangadu ...	10,372	5,460	4,912	1,257	1,357
31	Parur ...	9,391	4,911	4,480	1,157	1,390
	Cardamom Hills ...	342	257	85	18	22
	Periyar and Thekkadi.	170	143	27	9	8
	Total ...	249,233	132,741	116,492	33,536	37,745

VIII.

Part (D)—Christian.

MARRIED.

PERIODS.

5-9.		10-14.		15-19.		20-24.	
Males.	Females.	Males.	Females.	Males.	Females.	Males.	Females.
8	9	10	11	12	13	14	15
92	85	85	69	55	38	28	9
1,002	1,021	909	757	729	436	318	117
1,685	1,814	1,376	1,277	1,063	605	629	177
651	673	582	514	503	255	213	52
632	571	572	412	443	220	197	72
695	775	691	651	625	293	266	79
592	580	492	478	374	294	184	101
79	68	92	61	65	37	44	11
141	128	132	126	72	73	53	44
728	706	583	418	215	87	68	21
195	224	187	183	141	82	42	15
29	26	28	20	23	7	11	2
1,254	1,210	1,027	950	653	456	333	156
580	617	494	372	227	76	47	19
590	589	495	453	288	202	149	90
473	580	494	372	299	84	72	35
912	965	826	638	515	164	115	30
1,767	1,725	1,664	1,208	801	196	157	39
2,941	2,929	2,762	1,959	1,223	371	232	71
1,320	1,280	1,363	971	836	357	271	126
1,607	1,553	1,279	1,283	902	614	371	150
791	717	717	545	392	166	162	44
2,039	2,000	1,959	1,520	983	409	268	81
1,729	1,885	1,715	1,406	1,021	350	234	76
1,728	1,796	1,733	1,401	928	313	251	91
2,066	2,098	1,984	1,469	741	264	146	96
3,229	3,116	2,917	2,309	1,023	466	254	119
528	488	516	520	234	140	55	17
2,526	2,428	2,224	1,883	1,168	835	397	267
1,521	1,521	1,448	1,267	617	448	251	98
1,196	1,296	1,118	1,076	708	445	425	96
15	14	50	28	82	11	45	5
5	9	12	8	37	2	40	...
35,338	35,487	32,576	26,604	17,986	8,796	6,378	2,406

TABLE
Civil Condition by Religion and Age,

Number.	TALUQ.	(1) UN					
		AGE					
		25—29.		30—34.		35—39.	
		Males.	Females.	Males.	Females.	Males.	Females.
1	2	16	17	18	19	20	21
1	Tovala ...	19	4	8	3	5	5
2	Agastiswaram ...	167	46	79	34	34	18
3	Eranial ...	292	114	130	83	73	59
4	Kalkulam ...	94	42	44	31	21	22
5	Vilavankodu ...	88	69	46	34	21	21
6	Neyattankara ...	123	50	68	34	40	49
7	Trivandram ...	120	53	52	37	28	27
8	Nedumangadu ...	45	8	23	6	15	6
9	Sirayinkil ...	23	14	6	12	5	5
10	Kottarakkara ...	22	11	6	11	4	3
11	Pattanaapuram ...	26	7	13	3	8	3
12	Shenkotta ...	2	...	1	...	2	1
13	Quilon ...	144	102	56	88	38	50
14	Kunnattur ...	22	19	5	13	11	5
15	Karunagappalli ...	68	28	25	24	13	24
16	Kartigappalli ...	21	12	8	7	3	3
17	Mavellikara ...	39	22	20	17	14	12
18	Chenganur ...	35	20	15	19	17	11
19	Tiruvalla ...	91	37	23	31	20	29
20	Ambalappula ...	82	59	52	52	32	34
21	Sherttala ...	202	82	108	72	58	32
22	Vykkam ...	70	36	26	24	27	10
23	Ettumanur ...	144	67	94	39	36	32
24	Kottayam ...	92	45	49	32	27	31
25	Changanacheri ...	65	43	41	39	31	34
26	Meenachal ...	76	54	67	38	35	25
27	Muvattupula ...	114	61	70	54	34	34
28	Todupula ...	21	5	8	4	5	5
29	Kunnattunadu ...	166	128	84	87	40	69
30	Alangadu ...	143	66	62	46	57	22
31	Parur ...	151	58	48	32	28	28
	Cardamom Hills ...	24	...	10	2	6	1
	Periyar & Thekkadi.	27	...	9	...	2	...
	Total ...	2,818	1,362	1,356	1,003	790	710

VIII.

Part (D)—Christian—(Continued).

MARRIED—(Continued).

PERIODS—(Continued).

40-44.		45-49.		50-54.		55-59.		60 and over.	
Males.	Females.	Males.	Females.	Males.	Females.	Males.	Females.	Males.	Females.
22	23	24	25	26	27	28	29	30	31
6	1	...	1	...	3	1	1	...	3
32	9	20	7	18	10	18	9	10	19
49	65	35	32	20	33	10	30	34	35
18	32	7	18	12	27	...	7	9	36
11	23	10	8	3	9	5	6	6	22
26	36	12	19	7	24	5	6	17	26
19	31	12	19	13	22	11	14	12	12
5	6	2	2	4	5	1	2
3	1	...	1	2	...	1	1	3	2
4	9	3	12	4	8	3	7	12	21
7	3	10	2	2	4	3	1	1	2
2	...	1	1
15	40	12	25	17	14	6	20	13	29
3	2	1	6	5	1	3	3	3	4
7	1	1	2	1	6	5	2	...	2
2	5	1	...	1	1	1	...
8	10	3	3	5	4	4	8	17	19
11	12	11	15	8	9	6	8	20	8
16	28	22	25	9	31	12	16	12	23
23	24	8	16	9	22	11	15	9	12
51	33	31	30	21	40	18	35	35	45
15	10	8	10	8	9	1	3	7	7
36	21	12	15	27	29	14	10	29	30
19	28	19	24	23	26	9	20	20	70
26	30	24	25	24	13	11	7	37	37
35	13	17	24	23	13	24	5	34	20
47	42	26	29	27	27	15	23	20	29
5	6	3	3	3	4	1	3	4	8
34	46	18	37	14	28	8	5	24	44
28	23	22	17	11	10	13	17	30	20
27	22	14	9	14	10	4	7	21	11
6	1	...	1	1	...
1	...	1
597	613	366	437	335	441	224	292	441	596

TABLE
Civil Condition by Religion and Age,

Number.	TALUQ.	(2) MAR				
		TOTAL MARRIED.			AGE	
		Total.	Males.	Females.	0—4.	
					Males.	Females.
1	2	3	4	5	6	7
1	Tovala ...	754	368	386
2	Agastiswaram ...	5,726	2,863	2,863
3	Eranial ...	10,661	5,433	5,228
4	Kalkulam ...	3,894	2,003	1,891
5	Vilavankodu ...	4,393	2,283	2,110
6	Neyattankara ...	5,734	2,980	2,754
7	Trivandram ...	3,637	1,813	1,824
8	Nedumangadu ...	592	310	282
9	Sirayinkil ...	620	315	305
10	Kottarakkara ...	4,632	2,328	2,304
11	Pattanamuram ...	2,020	1,036	984
12	Shenkotta ...	176	84	92
13	Quilon ...	7,020	3,535	3,485
14	Kunnattur ...	4,330	2,163	2,167
15	Karunagappalli ...	3,637	1,812	1,825
16	Kartigappalli ...	3,720	1,901	1,819
17	Mavellikara ...	7,109	3,644	3,465
18	Chenganur ...	12,526	6,406	6,120
19	Tiruvalla ...	21,127	10,768	10,359
20	Ambalappula ...	9,427	5,002	4,425
21	Sherttala ...	11,300	5,704	5,596
22	Vykkam ...	5,514	2,814	2,700
23	Ettumanur ...	15,239	7,702	7,537
24	Kottayam ...	12,494	6,370	6,124
25	Changanacheri ...	12,589	6,416	6,173
26	Meenachal ...	15,212	7,821	7,391
27	Muvattupula ...	21,014	10,666	10,348
28	Todupula ...	3,597	1,834	1,763
29	Kunnattunadu ...	17,194	8,745	8,449
30	Alangadu ...	9,756	4,968	4,788
31	Parur ...	6,828	3,523	3,305
	Cardamom Hills ...	470	352	118
	Periyar and Thekkadi.	247	218	29
	Total ...	243,189	124,180	119,009

VIII.

Part (D)—Christian—(Continued).

RIED.

PERIODS.

5—9.		10—14.		15—19.		20—24.	
Males.	Females.	Males.	Females.	Males.	Females.	Males.	Females.
8	9	10	11	12	13	14	15
1	3	2	18	6	57	43	76
6	9	9	24	36	293	220	554
12	17	27	105	111	541	399	913
2	10	4	21	43	213	166	359
2	16	6	51	66	306	219	448
...	7	11	95	81	497	313	469
3	3	11	26	43	177	152	367
1	1	3	8	3	39	17	46
...	4	3	30	21	54
1	10	31	207	208	342	302	338
...	7	4	56	61	143	147	168
...	...	1	3	3	9	9	19
18	16	19	123	121	409	322	563
5	10	15	112	149	339	308	348
5	1	11	56	73	220	189	317
2	5	9	74	100	287	257	326
16	19	36	174	212	498	459	594
25	26	169	393	623	1,029	953	1,036
12	33	102	662	750	1,668	1,486	1,815
...	15	10	161	200	644	630	761
...	15	30	97	153	668	584	1,132
4	14	30	99	149	366	342	458
2	22	51	241	417	1,087	1,043	1,241
2	7	53	244	398	945	900	1,037
13	11	22	173	265	820	820	1,134
10	46	86	317	766	1,356	1,300	1,347
5	12	162	551	831	1,413	1,380	1,724
...	8	17	58	146	316	262	313
...	12	40	174	362	903	1,059	1,421
7	6	34	118	378	604	500	791
1	4	21	37	77	379	384	657
...	...	1	...	6	5	51	28
...	...	1	...	3	1	11	7
174	365	1,028	4,482	6,843	16,604	15,248	20,861

TABLE
Civil Condition by Religion and Age,

Number.		(2) MAR							
		AGE							
		TALUQ.		25—29.		30—34.		35—39.	
				Males.	Females.	Males.	Females.	Males.	Females.
1	2	16	17	18	19	20	21		
1	Tovala ...	61	88	72	56	74	38		
2	Agastiswaram ...	432	570	435	469	491	347		
3	Eraniel ...	874	1,184	880	818	984	583		
4	Kalkulam ...	312	420	317	301	353	214		
5	Vilavankodu ...	387	450	362	304	357	226		
6	Neyattankara ...	478	496	359	356	538	349		
7	Trivandram ...	258	410	338	272	315	199		
8	Nedumangadu ...	54	58	48	53	61	26		
9	Sirayinkil ...	38	75	55	52	55	33		
10	Kottarakkara ...	353	327	260	272	322	277		
11	Pattanapuram ...	168	165	131	121	174	112		
12	Shenkotta ...	17	18	18	12	12	9		
13	Quilon ...	580	654	480	503	517	392		
14	Kunnattur ...	360	362	281	279	292	197		
15	Karunagappalli ...	304	376	239	264	270	217		
16	Kartigappalli ...	323	339	272	223	277	207		
17	Mavellikara ...	618	629	497	458	502	387		
18	Chenganur ...	1,018	1,042	806	649	789	642		
19	Tiruvalla ...	1,841	1,718	1,449	1,224	1,421	1,113		
20	Ambalappula ...	851	674	747	547	724	505		
21	Sherttala ...	924	1,207	883	801	958	659		
22	Vykkam ...	446	497	371	389	448	280		
23	Ettumanur ...	1,248	1,231	964	1,010	1,147	811		
24	Kottayam ...	992	1,022	795	740	923	672		
25	Changanacheri ...	953	1,063	1,020	917	1,009	615		
26	Meenachal ...	1,292	1,184	1,037	877	979	720		
27	Muvattupula ...	1,808	1,883	1,519	1,393	1,542	1,209		
28	Todupula ...	331	328	259	219	256	203		
29	Kunnattunadu ...	1,448	1,545	1,329	1,264	1,307	1,066		
30	Alangadu ...	792	947	691	627	796	653		
31	Parur ...	544	637	627	539	571	367		
	Cardamom Hills ...	84	25	66	25	75	17		
	Periyar & Thekkadi.	45	12	54	6	41	3		
	Total ...	20,234	21,636	17,711	16,040	18,580	13,348		

VIII.

Part (D)—Christian—(Continued).

RIED—(Continued).

PERIODS—(Continued).

40—44.		45—49.		50—54.		55—59.		60 and over.	
Males.	Females.	Males.	Females.	Males.	Females.	Males.	Females.	Males.	Females.
22	23	24	25	26	27	28	29	30	31
53	20	20	11	18	4	6	9	12	6
406	253	300	120	202	95	104	41	172	88
737	386	463	242	341	195	206	111	399	133
242	136	187	75	150	57	86	27	141	58
319	133	209	95	143	51	70	13	143	17
390	225	306	137	176	44	120	24	208	55
244	129	150	94	112	54	64	49	123	44
29	26	32	12	28	6	7	4	27	3
42	27	26	16	25	11	17	2	33	1
248	163	192	136	156	99	85	55	170	78
98	70	80	51	62	41	51	26	60	24
8	6	7	5	1	5	6	5	2	1
439	291	303	202	250	163	178	78	308	91
212	161	153	131	133	99	97	72	158	57
195	139	181	93	141	61	73	40	131	41
211	138	148	91	129	57	88	42	85	30
372	266	319	158	234	119	173	74	206	89
525	403	504	345	371	239	296	168	327	148
1,074	789	838	565	694	334	490	237	611	201
568	381	419	310	362	222	211	115	280	90
721	403	551	285	344	120	257	121	284	88
305	215	245	152	200	121	127	63	147	46
844	604	613	458	531	356	341	276	501	200
635	479	588	396	414	257	293	195	377	130
665	474	516	336	435	262	279	161	419	207
709	494	530	384	432	251	283	194	397	221
1,097	743	786	631	667	371	388	223	481	195
177	136	155	67	87	55	72	34	72	26
1,035	815	748	522	614	323	326	223	473	181
603	368	428	292	312	194	172	111	255	77
428	245	281	173	232	114	154	94	203	59
43	12	17	3	4	2	4	...	1	1
27	...	22	...	4	...	7	...	3	...
13,701	9,130	10,317	6,588	8,004	4,382	5,131	2,887	7,209	2,686

TABLE

Civil Condition by Religion and Age,

Number.	TALUQ.	(3) WI				
		TOTAL WIDOWED.			AGE	
		Total.	Males.	Females.	0—4.	
					Males.	Females.
1	2	3	4	5	6	7
1	Tovala	187	33	154
2	Agastiswaram	1,479	350	1,129
3	Eranial	2,721	714	2,007
4	Kalkulam	746	138	608
5	Vilavankodu	637	167	470
6	Neyattankara	391	107	284
7	Trivandram	527	143	384
8	Nedumangadu	99	38	61
9	Sirayinkil	130	28	102
10	Kottarakkara	509	115	394
11	Pattanapuram	196	45	151
12	Shenkotta	42	12	30
13	Quilon	1,265	357	908
14	Kunnattur	629	160	469
15	Karunagappalli	803	224	579
16	Kartigappalli	697	174	523
17	Mavellikara	1,003	331	672
18	Chenganur	1,395	347	1,048
19	Tiruvalla	2,445	706	1,739
20	Ambalappula	1,318	385	933
21	Sherttala	1,618	515	1,173
22	Vykkam	773	253	520
23	Ettumanur	1,761	622	1,139
24	Kottayam	1,362	357	1,005
25	Changanacheri	1,556	499	1,057
26	Meenachal	1,994	582	1,412
27	Muvattupula	2,853	828	2,025
28	Todupula	498	159	339
29	Kunnattunadu	2,266	802	1,464
30	Alangadu	1,385	552	833
31	Parur	1,096	287	809
	Cardamom Hills	21	7	14
	Periyar & Thekkadi	17	11	6
	Total	34,489	10,048	24,441

VIII.

Part (D)—Christian—(Continued).

DOWED.

PERIODS.

5-9.		10-14.		15-19.		20-24.	
Males.	Females.	Males.	Females.	Males.	Females.	Males.	Females.
8	9	10	11	12	13	14	15
...	1	1	1	1	7
1	3	1	9	23	22
1	1	6	6	3	22	18	52
...	2	1	3	1	3	4	9
...	2	...	3	4
...	...	3	...	4	2	2	1
1	7	2	6
...	...	3	...	2	2	1	1
...	1	2
4	...	1	1	1	1	1	4
...	1	...	1
...	1	2	2	...	2
1	2	2	2	...	14	7	26
2	...	4	1	...	4	4	5
...	2	3	...	3
...	1	2	6
2	3	1	1	...	1	5	7
3	...	4	5	6	4	5	15
3	1	3	...	1	2	5	16
...	...	1	1	3	12
1	2	2	2	...	4	3	30
3	...	4	...	1	2	4	3
2	...	4	5	7	4	5	6
2	4	3	3	1	2	8	16
1	5	1	2	4	4	8	13
...	1	...	1	2	7	10	17
...	2	1	4	8	9	8	22
...	...	1	...	1	4
...	6	...	4	2	6
...	1	2	9	...	17
1	1	...	2	1	6	3	21
...
...
28	28	47	52	49	130	137	354

TABLE
Civil Condition by Religion and Age,

Number.	TALUQ.	(3) WI					
		AGE					
		25-29.		30-34.		35-39.	
		Males.	Females.	Males.	Females.	Males.	Females.
1	2	16	17	18	19	20	21
1	Tovala ...	4	16	4	15	5	21
2	Agastiswaram ...	23	54	18	100	30	139
3	Eranial ...	20	94	49	164	50	172
4	Kalkulam ...	5	23	12	63	14	66
5	Vilavankodu ...	8	15	7	38	6	42
6	Neyattankara ...	2	7	5	11	6	11
7	Trivandram ...	4	28	7	30	8	29
8	Nedumangadu	2	2	3	...	8
9	Sirayinkil ...	1	6	4	13	4	9
10	Kottarakkara ...	1	10	4	23	5	27
11	Pattanapuram	5	...	8	2	9
12	Shenkotta	4
13	Quilon ...	7	39	16	67	18	68
14	Kunnattur ...	2	15	6	16	8	29
15	Karunagappalli ...	3	8	4	23	7	49
16	Kartigappalli ...	3	9	4	13	5	20
17	Mavellikara ...	5	15	10	28	10	35
18	Chenganur ...	7	21	12	33	18	68
19	Tiruvalla ...	8	37	14	58	20	90
20	Ambalappula ...	6	34	8	35	20	51
21	Sherttala ...	10	29	25	70	34	90
22	Vykkam ...	7	14	8	25	13	37
23	Ettumanur ...	11	24	13	30	24	60
24	Kottayam ...	12	34	14	37	17	71
25	Changanacheri ...	6	22	34	32	24	63
26	Meenachal ...	16	52	25	80	47	84
27	Muvattupula ...	30	72	35	105	58	127
28	Todupula ...	5	6	7	15	11	22
29	Kunnattunadu ...	4	14	12	42	22	60
30	Alangadu ...	12	36	19	31	21	53
31	Parur ...	6	35	16	59	17	72
	Cardamom Hills ...	1	1	1	1
	Periyar & Thekkadi	1	...	1	2	4	2
	Total ...	230	777	396	1,270	528	1,688

VIII.

Part (D)—Christian—(Continued).

DOWED—(Continued).

PERIODS—(Continued).

40—44.		45—49.		50—54.		55—59.		60 and over.	
Males.	Females.	Males.	Females.	Males.	Females.	Males.	Females.	Males.	Females.
22	23	24	25	26	27	28	29	30	31
2	22	5	17	3	21	3	11	5	22
39	180	35	124	55	170	38	74	87	254
79	327	62	197	96	281	73	187	257	504
16	88	19	76	20	106	9	46	37	123
25	81	22	61	21	70	11	38	62	121
4	40	11	28	6	41	16	35	48	108
16	51	16	45	15	66	16	26	58	96
6	12	6	12	5	7	5	2	8	12
2	14	5	3	4	12	3	6	5	36
7	27	9	50	24	68	13	34	45	149
3	14	8	13	3	17	7	16	22	67
4	5	1	1	2	8	1	4	2	3
58	105	37	97	45	135	43	95	123	258
9	38	19	47	19	83	22	84	65	147
16	64	16	64	16	83	34	87	128	193
17	52	13	66	27	98	40	91	63	167
24	59	19	81	49	85	41	65	165	292
28	93	23	100	37	177	47	124	157	408
42	153	45	187	92	275	142	245	331	675
36	119	44	107	59	136	65	145	143	293
67	125	47	130	64	177	85	151	177	363
23	66	32	71	38	82	44	70	76	150
55	97	57	127	90	194	85	168	269	424
29	86	32	120	56	154	52	105	131	373
43	120	45	107	50	162	74	114	209	413
45	134	61	138	79	227	74	186	223	485
82	220	77	198	121	333	94	211	314	722
19	40	23	46	21	55	19	42	52	109
56	144	85	175	176	288	150	275	295	450
39	78	42	89	58	115	125	149	234	255
25	93	41	105	39	102	33	119	105	194
3	5	1	2	1	2	...	2	...	1
...	1	1	...	4	1
919	2,753	959	2,684	1,395	3,831	1,464	3,007	3,896	7,867

Civil Condition by Religion and Age, Part (F)—Parsi.

TABLE VIII.
Civil Condition by Religion and Age, Part (F)—Parsi.

		(2) MARRIED.															
		TOTAL MARRIED.				AGE PERIODS.											
		Males.		Females.		0-4.		5-9.		10-14.		15-19.		20-24.			
Number.	TALUQ.	Total.	Males.	Females.	Males.	Females.	Males.	Females.	Males.	Females.	Males.	Females.	Males.	Females.	Males.	Females.	
1	2	8	4	5	6	7	8	9	10	11	12	13	14	15	14	15	
7	Trivandram	1	1	
		(2) MARRIED—(Continued).															
		AGE PERIODS—(Continued).															
		25-29.		30-34.		35-39.		40-44.		45-49.		50-54.		55-59.		60 and over.	
Number.	TALUQ.	Males.	Females.	Males.	Females.	Males.	Females.	Males.	Females.	Males.	Females.	Males.	Females.	Males.	Females.	Males.	Females.
1	2	16	17	18	19	20	21	22	23	24	25	26	27	28	29	30	31
7	Trivandram	1

TABLE VIII.
Civil Condition by
Religion and Age,
Part (G)—Jew.

TABLE VIII.

Civil Condition by Religion and Age, Part (G)—Jew.

Number.	TALUQ.	(1) UNMARRIED.												
		TOTAL UNMARRIED.			AGE PERIODS.								20-24.	
		Total.	Males.	Females.	0-4.		5-9.		10-14.		15-19.		Males.	Females.
1		3	4	5	Males.	Females.	Males.	Females.	Males.	Females.	Males.	Females.	Males.	Females.
13	Quilon	5	3	2	1	...	1	1
31	Pannr	61	36	25	8	6	9	7	4	8	5	8	4	1
	Total ...	66	39	27	9	6	9	8	4	8	6	3	4	1

Civil Condition by
Religion and Age,
Part (G)—Jew—(Contd.)

TABLE VIII.

Civil Condition by Religion and Age, Part (G)—Jew—(Continued).

Number.	Taluo.	(2) MARRIED.													
		TOTAL MARRIED.		AGE PERIODS.											
				0—4.		5—9.		10—14.		15—19.		20—24.			
Total.	Males.	Females.	Males.	Females.	Males.	Females.	Males.	Females.	Males.	Females.	Males.	Females.			
1		3	4	5	6	7	8	9	10	11	12	13	14	15	
13	Quilon	4	2	2	
31	Parur	46	23	23	1	...	3	1	3	
	Total	50	25	25	1	...	3	1	3	

Civil Condition by Religion and Age, Part (G)—Jew—(Contd.)

TABLE VIII.
Civil Condition by Religion and Age, Part (G)—Jew—(Continued).

		(2) MARRIED—(Continued).															
		AGE PERIODS—(Continued).															
Number.	Taluq.	25—29.		30—34.		35—39.		40—44.		45—49.		50—54.		55—59.		60 & over.	
		Males.	Females.	Males.	Females.	Males.	Females.	Males.	Females.	Males.	Females.	Males.	Females.	Males.	Females.	Males.	Females.
1	2	16	17	18	19	20	21	22	23	24	25	26	27	28	29	30	31
13	Quilon	...	1	1	1	1	...
31	Parur	...	9	3	1	5	1	4	3	3	2	4	...	1	...	2	...
	Total	...	10	3	1	6	1	4	3	3	2	4	1	1	...	3	...

TABLE VIII.

Civil Condition by Religion and Age, Part (G)—Jew—(Contd.)

TABLE VIII.
Civil Condition by Religion and Age, Part (G)—Jew—(Continued).

		(S) WIDOWED—(Continued).															
		AGE PERIODS—(Continued).															
Number.	Taruq.	25—29.		30—34.		35—39.		40—44.		45—49.		50—54.		55—59.		60 & over.	
		Males.	Females.	Males.	Females.	Males.	Females.	Males.	Females.	Males.	Females.	Males.	Females.	Males.	Females.	Males.	Females.
1	2	16	17	18	19	20	21	22	23	24	25	26	27	28	29	30	31
13	Quilon	1	2
31	Parur	1	1	...	1	8	2
	Total	1	1	...	1	1	3	2

TABLE
Education by Religion and Age,

Number.	TALUQ.	TOTAL POPULATION.			TOTAL	
		Total.	Males.	Females.	Learning.	
					Males.	Females.
1	2	3	4	5	6	7
1	Tovala ...	29,751	14,489	15,262	612	35
2	Agastiswaram ...	87,241	43,226	44,015	1,730	459
3	Eranial ...	105,098	52,883	52,215	1,912	251
4	Kalkulam ...	59,474	29,834	29,640	756	111
5	Vilavankodu ...	68,521	35,202	33,319	903	111
6	Neyattankara ...	110,755	56,953	53,802	2,992	272
7	Trivandram ...	111,938	56,909	55,029	4,769	1,375
8	Nedumangadu ...	55,497	27,857	27,640	760	193
9	Sirayinkil ...	97,995	48,271	49,724	1,506	328
10	Kottarakkara ...	71,517	36,055	35,462	1,031	328
11	Pattanamuram ...	39,447	19,858	19,589	403	84
12	Shenkotta ...	32,088	15,700	16,388	674	60
13	Quilon ...	121,935	60,832	61,103	3,920	548
14	Kunnattur ...	73,529	37,397	36,132	575	65
15	Karunagappalli ...	108,826	52,862	55,964	1,470	308
16	Kartigappalli ...	91,950	45,216	46,734	1,669	520
17	Mavellikkara ...	103,619	52,494	51,125	1,863	180
18	Chenganur ...	93,960	48,443	45,517	3,694	246
19	Tiruvalla ...	122,142	62,514	59,628	3,893	429
20	Ambalappula ...	94,745	46,909	47,836	2,054	242
21	Sherttala ...	117,261	58,448	58,813	3,275	785
22	Vykkam ...	80,628	40,947	39,681	716	69
23	Ettumanur ...	80,823	41,536	39,287	1,002	170
24	Kottayam ...	77,094	39,229	37,865	1,676	180
25	Changanacheri ...	74,722	38,596	36,126	1,007	251
26	Meenachal ...	59,976	30,830	29,146	937	286
27	Muvattupula ...	103,009	51,595	51,414	836	168
28	Todupula ...	25,202	12,786	12,416	331	176
29	Kunnattunadu ...	114,049	57,216	56,833	2,178	578
30	Alangadu ...	70,958	35,944	35,014	1,255	642
31	Parur ...	59,278	30,082	29,196	1,466	232
	Cardamom Hills ...	11,413	6,714	4,699	98	2
	Periyar & Thekkadi	3,295	2,588	707	2	3
	Total ...	2,557,736	1,290,415	1,267,321	51,955	9,687

IX.

Part (A)—Total Population.

BY EDUCATION.						AGE PERIODS.	
Literate.		Illiterate.		Not stated.		0-14.	
Males.	Females.	Males.	Females.	Males.	Females.	Total.	
						Males.	Females.
8	9	10	11	12	13	14	15
2,837	82	11,040	15,145	5,035	5,211
9,517	1,921	31,979	41,635	15,530	15,798
9,138	1,084	41,833	50,880	19,050	19,670
4,569	332	24,509	29,197	10,674	10,890
5,628	485	28,671	32,723	12,251	12,469
9,426	625	44,535	52,905	18,431	19,064
15,364	3,201	36,776	50,453	18,885	19,024
3,945	547	23,152	26,900	9,771	10,070
7,422	726	39,343	48,670	18,571	17,902
4,438	1,369	30,586	33,765	13,583	13,681
3,046	233	16,409	19,272	6,500	6,977
2,395	98	12,931	16,230	5,888	5,941
11,365	1,058	45,542	59,496	5	1	22,867	22,563
3,582	251	33,240	35,816	13,774	13,017
5,760	812	45,632	54,844	19,890	20,168
8,247	1,293	35,300	44,921	16,227	16,668
8,211	546	42,420	50,399	17,876	17,563
10,731	447	34,018	44,824	17,686	16,815
16,614	1,624	42,007	57,575	22,074	21,971
11,924	793	32,931	46,801	16,740	17,393
17,707	2,593	37,466	55,435	18,630	19,892
7,755	487	32,476	39,125	14,167	13,623
11,021	1,032	29,513	38,085	14,865	14,818
8,755	1,369	28,798	36,316	14,466	14,447
7,886	1,253	29,703	34,622	13,332	13,148
11,099	864	18,794	27,996	11,528	11,472
6,730	2,537	44,029	48,709	19,953	20,215
1,656	1,214	10,799	11,026	5,063	4,904
8,556	2,433	46,482	53,822	21,201	21,783
5,159	2,124	29,530	32,248	13,670	13,600
5,047	657	23,579	28,307	11,862	11,977
454	24	6,162	4,673	1,861	1,731
573	25	2,013	679	275	196
246,557	34,139	991,898	1,223,494	5	1	462,226	464,661

TABLE
Education by Religion and Age,

Number.	TALUQ.	AGE					
		0—14.					
		Learning.		Literate.		Illiterate.	
		Males.	Females.	Males.	Females.	Males.	Females.
1	2	16	17	18	19	20	21
1	Tovala ...	577	35	182	19	4,276	5,157
2	Agastiswaram ...	1,647	457	987	173	12,896	15,168
3	Eranial ...	1,724	232	443	101	16,883	19,337
4	Kalkulam ...	651	106	218	92	9,805	10,692
5	Vilavankodu ...	801	108	367	108	11,083	12,253
6	Neyattankara ...	2,741	257	127	77	15,563	18,730
7	Trivandram ...	3,883	1,247	769	421	14,233	17,356
8	Nedumangadu ...	661	154	313	146	8,797	9,770
9	Sirayinkil ...	1,289	309	647	125	16,635	17,468
10	Kottarakkara ...	803	202	733	603	12,047	12,876
11	Pattapuram ...	328	47	210	39	5,962	6,891
12	Shenkotta ...	659	60	92	12	5,137	5,869
13	Quilon ...	3,418	424	770	236	18,677	21,903
14	Kunnattur ...	539	61	118	18	13,117	12,938
15	Karunagappalli ...	1,371	297	385	62	18,134	19,309
16	Kartigappalli ...	1,361	297	500	274	14,366	16,097
17	Mavellikara ...	1,679	176	481	134	15,716	17,253
18	Chenganur ...	3,476	239	108	5	14,102	16,571
19	Tiruvalla ...	3,560	418	868	183	17,646	21,370
20	Ambalappula ...	1,791	235	596	84	14,353	17,074
21	Sherttala ...	2,925	750	1,025	253	14,680	18,889
22	Vykkam ...	642	65	364	40	13,161	13,518
23	Ettumanur ...	902	163	557	66	13,406	14,589
24	Kottayam ...	1,625	180	483	139	12,358	14,128
25	Changanachery ...	914	231	631	162	11,837	12,755
26	Meenachal ...	901	279	790	107	9,837	11,086
27	Muvattupula ...	724	94	1,166	1,206	18,063	18,915
28	Todupula ...	239	68	394	356	4,430	4,430
29	Kunnattunadu ...	1,592	230	187	143	19,422	21,410
30	Alangadu ...	1,172	614	695	269	11,803	12,717
31	Parur ...	1,303	200	166	55	10,393	11,722
	Cardamom Hills ...	11	...	1	...	1,849	1,731
	Periyar & Thekkadi.	2	3	22	5	251	188
	Total ...	45,911	8,238	15,395	5,713	400,918	450,710

IX.

Part (A)—Total Population—(Continued).

PERIODS—(Continued).

Not stated.		15—24.					
		Total.		Learning.		Literate.	
Males.	Females.	Males.	Females.	Males.	Females.	Males.	Females.
22	23	24	25	26	27	28	29
...	...	2,424	2,773	35	...	692	42
...	...	7,432	7,997	83	2	2,439	507
...	...	9,013	9,031	183	15	2,057	193
...	...	5,685	5,891	98	5	1,183	104
...	...	6,768	6,879	92	1	1,357	158
...	...	10,587	11,975	216	9	2,788	252
...	...	11,077	11,924	849	112	3,934	1,209
...	...	4,922	6,030	75	28	981	134
...	...	8,285	10,032	153	6	1,827	253
...	...	6,036	6,492	102	72	976	129
...	...	3,495	3,842	33	12	706	67
...	...	2,693	2,872	11	...	629	31
2	...	10,775	11,686	357	28	3,224	431
...	...	6,158	6,452	25	...	769	33
...	...	8,819	10,392	95	11	1,562	341
...	...	7,857	9,131	162	210	1,947	296
...	...	9,094	9,758	182	4	2,060	195
...	...	8,918	8,537	218	7	3,357	161
...	...	10,995	11,367	332	11	4,420	484
...	...	8,603	9,257	229	4	2,928	261
...	...	9,710	11,817	337	31	3,860	940
...	...	7,121	7,782	58	3	1,781	151
...	...	7,146	7,272	93	7	2,616	243
...	...	7,045	7,101	49	...	2,354	724
...	...	6,374	6,897	98	20	1,658	295
...	...	5,897	5,917	36	5	3,038	345
...	...	8,520	9,070	19	11	895	213
...	...	2,366	2,544	15	28	322	209
...	...	9,470	10,351	39	27	1,809	281
...	...	5,980	6,743	38	9	1,127	498
...	...	5,356	5,546	130	11	1,264	192
...	...	1,583	1,030	18	...	120	2
...	...	681	174	166	7
2	...	226,885	244,562	4,455	689	60,846	9,381

TABLE
Education by Religion and Age,

Number.	TALUQ.	AGE					
		15—24.				Total.	
		Illiterate.		Not stated.		Total.	
		Males.	Females.	Males.	Females.	Males.	Females.
1	2	30	31	32	33	34	35
1	Tovala	1,697	2,731	7,030	7,278
2	Agastiswaram	4,910	7,488	20,264	20,220
3	Eranial	6,773	8,823	24,820	23,514
4	Kalkulam	4,404	5,782	13,475	12,859
5	Vilavankodu	5,319	6,720	16,183	13,971
6	Neyattankara	7,583	11,714	27,935	22,763
7	Trivandram	6,294	10,603	26,947	24,081
8	Nedumangadu	3,866	5,868	13,164	11,540
9	Sirayinkil	6,305	9,773	21,415	21,790
10	Kottarakkara	4,953	6,291	16,436	15,289
11	Pattanamparam	2,756	3,763	9,863	8,770
12	Shenkotta	2,053	2,841	7,119	7,575
13	Qilon	7,194	11,227	27,190	26,854
14	Kunnattur	5,364	6,419	17,465	16,663
15	Karunagappalli	7,162	10,040	24,153	25,404
16	Kartigappalli	5,748	8,625	21,132	20,935
17	Mavellikkara	6,852	9,559	25,524	23,804
18	Chengannur	5,343	8,369	21,339	20,165
19	Tiruvalla	6,243	10,872	29,445	26,290
20	Ambalappula	5,446	8,992	21,566	21,186
21	Sherttala	5,513	10,846	30,108	27,104
22	Vykkam	5,282	7,628	19,659	18,276
23	Ettumanur	4,437	7,022	19,525	17,197
24	Kottayam	4,642	6,377	17,718	16,317
25	Changanacheri	4,623	6,582	18,840	16,081
26	Meenachal	2,823	5,567	13,405	11,757
27	Muvattupula	7,606	8,846	23,122	22,129
28	Todupula	2,029	2,307	5,357	4,968
29	Kunnattunadu	7,622	10,043	26,545	24,699
30	Alangadu	4,815	6,286	16,294	14,671
31	Parur	3,962	5,343	12,864	11,673
	Cardamom Hills	1,445	1,028	3,270	1,938
	Periyar & Thekkadi.	515	167	1,632	337
	Total	161,584	234,492	601,304	558,093

IX.

Part (A)—Total Population—(Continued).

PERIODS—(Continued).

25 and over.							
Learning.		Literate.		Illiterate.		Not stated.	
Males.	Females.	Males.	Females.	Males.	Females.	Males.	Females.
36	37	38	39	40	41	42	43
...	...	1,963	21	5,067	7,257
...	...	6,091	1,241	14,173	18,979
5	4	6,638	790	18,177	22,720
7	...	3,168	136	10,300	12,723
10	2	3,904	219	12,269	13,750
35	6	6,511	296	21,389	22,461
37	16	10,661	1,571	16,249	22,494
24	11	2,651	267	10,489	11,262
64	13	4,948	348	16,403	21,429
126	54	2,729	637	13,581	14,598
42	25	2,130	127	7,691	8,618
4	...	1,674	55	5,441	7,520
145	96	7,371	391	19,671	26,366	3	1
11	4	2,695	200	14,759	16,459
4	...	3,813	409	20,336	24,995
146	13	5,800	723	15,186	20,199
2	...	5,670	217	19,852	23,587
...	...	7,266	281	14,573	19,884
1	...	11,326	957	18,118	25,333
34	3	8,400	448	13,132	20,735
13	4	12,822	1,400	17,273	25,700
16	1	5,610	296	14,033	17,979
7	...	7,848	723	11,670	16,474
2	...	5,918	506	11,798	15,811
...	...	5,597	796	13,243	15,285
...	2	7,271	412	6,134	11,343
98	63	4,669	1,118	18,360	20,948
77	80	940	649	4,340	4,239
547	321	6,560	2,009	19,438	22,369
45	19	3,337	1,357	12,912	13,295
23	21	3,617	410	9,224	11,242
69	2	333	22	2,868	1,914
...	...	385	13	1,247	324
1,589	760	170,316	19,045	429,396	538,292	3	1

TABLE
Education by Religion and Age,

Number.	TALUQ.	TOTAL HINDU.			TOTAL	
		Total.	Males.	Females.	Learning.	
					Males.	Females.
1	2	3	4	5	6	7
1	Tovala	26,822	13,107	13,715	576	31
2	Agastiswaram	68,634	33,920	34,714	1,382	252
3	Eranial	74,383	37,597	36,786	1,521	173
4	Kalkulam	47,117	23,607	23,510	679	111
5	Vilavankodu	56,718	29,108	27,610	801	99
6	Neyattankara	93,618	48,144	45,474	2,584	207
7	Trivandram	93,468	47,760	45,708	4,229	1,113
8	Nedumangadu	50,766	25,345	25,421	728	175
9	Sirayinkil	83,105	40,937	42,168	1,376	304
10	Kottarakkara	57,393	28,873	28,520	840	268
11	Pattanapuram	31,453	15,877	15,576	333	67
12	Shenkotta	30,033	14,603	15,430	664	56
13	Quilon	90,737	45,136	45,601	2,983	332
14	Kunnattur	61,948	31,606	30,342	454	55
15	Karunagappalli	86,968	41,679	45,289	1,239	261
16	Kartigappalli	76,849	37,693	39,156	1,443	464
17	Mavellikkara	85,000	42,881	42,119	1,447	131
18	Chenganur	65,795	33,894	31,901	2,080	97
19	Tiruvalla	77,711	39,751	37,960	1,825	172
20	Ambalappula	63,660	31,275	32,385	1,346	170
21	Sherattala	89,561	44,659	44,902	2,483	527
22	Vykkam	65,704	33,190	32,514	618	64
23	Ettumanur	49,356	25,423	23,933	627	102
24	Kottayam	49,756	25,300	24,456	1,001	56
25	Changanacheri	44,698	23,181	21,517	573	105
26	Meenachal	27,797	14,402	13,395	323	78
27	Muvattupula	52,923	26,341	26,582	454	112
28	Todupula	14,714	7,432	7,282	229	132
29	Kunnattunadu	66,116	33,037	33,079	1,487	417
30	Alangadu	38,056	18,967	19,089	888	489
31	Parur	38,216	19,427	18,789	1,041	169
	Cardamom Hills	10,235	5,877	4,358	93	2
	Periyar and Thekkadi	2,554	1,966	588	2	...
	Total	1,871,864	941,995	929,869	38,349	6,791

IX.

Part (B)—Hindu.

BY EDUCATION.						AGE PERIODS.	
Literate.		Illiterate.		Not stated.		0—14.	
Males.	Females.	Males.	Females.	Males.	Females.	Total.	
						Males.	Females.
8	9	10	11	12	13	14	15
2,655	66	9,876	13,618	4,538	4,669
7,810	1,116	24,728	33,346	11,908	12,223
6,887	757	29,189	35,856	13,554	13,797
3,820	302	19,108	23,097	8,269	8,499
4,769	407	23,538	27,104	10,104	10,408
8,096	484	37,464	44,783	15,588	15,870
13,439	2,677	30,092	41,918	15,540	15,508
3,695	511	20,922	24,735	8,922	9,246
6,651	667	32,910	41,197	15,592	14,993
3,530	1,101	24,503	27,151	10,629	10,628
2,423	192	13,121	15,317	5,145	5,483
2,343	90	11,596	15,284	5,445	5,582
9,119	584	33,031	44,684	3	1	16,538	16,406
2,942	216	28,210	30,071	11,454	10,689
4,800	694	35,640	44,334	15,463	15,919
6,649	1,223	29,601	37,469	13,438	13,685
6,421	460	35,013	41,528	14,327	14,020
6,704	266	25,110	31,538	11,759	11,163
9,124	968	28,802	36,820	13,107	12,998
7,823	474	22,106	31,741	10,860	11,098
13,701	1,688	28,475	42,687	13,764	14,685
6,004	352	26,568	32,098	11,349	10,868
6,379	578	18,417	23,253	8,891	8,700
5,250	765	19,049	23,635	9,125	8,918
4,380	670	18,228	20,742	7,520	7,209
4,315	191	9,764	13,126	5,054	5,017
3,759	1,537	22,128	24,933	9,653	9,878
1,175	837	6,028	6,313	2,827	2,736
5,577	1,782	25,973	30,880	11,951	12,446
3,336	1,635	14,743	16,965	7,147	7,280
3,350	523	15,036	18,092	7,538	7,387
248	9	5,536	4,347	1,719	1,632
300	9	1,664	579	223	158
177,474	23,836	726,169	899,241	3	1	328,941	329,798

TABLE
Education by Religion and Age,

Number.	TALUQ.	AGE					
		0—14.					
		Learning.		Literate.		Illiterate.	
		Males.	Females.	Males.	Females.	Males.	Females.
1	2	16	17	18	19	20	21
1	Tovala ...	544	31	172	19	3,822	4,619
2	Agastiswaram ...	1,311	252	751	98	9,846	11,873
3	Eranial ...	1,383	169	298	64	11,873	13,564
4	Kalkulam ...	587	106	185	85	7,497	8,308
5	Vilavankodu ...	722	96	310	98	9,072	10,214
6	Neyattankara ...	2,395	205	84	58	13,109	15,607
7	Trivandram ...	3,428	1,010	651	362	11,461	14,136
8	Nedumangadu ...	638	142	291	140	7,993	8,964
9	Sirayinkil ...	1,192	288	587	112	13,813	14,593
10	Kottarakkara ...	644	167	575	458	9,410	10,003
11	Pattanapuram ...	282	31	175	33	4,688	5,419
12	Shenkotta ...	649	56	91	12	4,705	5,514
13	Quilon ...	2,655	289	622	139	13,259	15,978
14	Kunnattur ...	430	51	88	6	10,936	10,632
15	Karunagappalli ...	1,152	251	306	50	14,005	15,618
16	Kartigappalli ...	1,175	257	430	263	11,833	13,165
17	Mavellikara ...	1,295	128	348	116	12,684	13,776
18	Chenganur ...	1,944	94	55	3	9,760	11,066
19	Tiruvalla ...	1,674	172	495	97	10,938	12,729
20	Ambalappula ...	1,184	165	363	43	9,313	10,890
21	Sherttala ...	2,213	520	823	168	10,728	13,997
22	Vykkam ...	549	63	271	28	10,529	10,777
23	Ettumanur ...	598	96	316	35	7,977	8,569
24	Kottayam ...	960	56	279	67	7,886	8,795
25	Changanacheri ...	510	96	335	65	6,675	7,048
26	Meenachal ...	304	77	266	17	4,484	4,923
27	Muvattupula ...	379	39	577	625	8,697	9,214
28	Todupula ...	165	43	274	240	2,388	2,453
29	Kunnattanadu ...	1,049	184	95	76	10,807	12,186
30	Alangadu ...	845	484	449	194	5,853	6,602
31	Parur ...	934	143	97	35	6,507	7,209
	Cardamom Hills ...	9	...	1	...	1,709	1,632
	Periyar & Thekkadi.	2	...	9	2	212	156
	Total ...	33,801	5,761	10,669	3,808	284,469	320,229

IX.

Part (B)—Hindu—(Continued).

PERIODS—(Continued).

		15—24.					
Not stated.		Total.		Learning.		Literate.	
Males.	Females.	Males.	Females.	Males.	Females.	Males.	Females.
22	23	24	25	26	27	28	29
...	...	2,198	2,468	32	...	647	38
...	...	5,834	6,261	71	...	1,976	292
...	...	6,391	6,370	135	3	1,521	129
...	...	4,551	4,763	87	5	933	94
...	...	5,635	5,591	77	1	1,155	125
...	...	8,844	10,091	184	2	2,311	196
...	...	9,424	9,929	765	87	3,421	1,004
...	...	4,464	5,551	67	25	927	121
...	...	7,038	8,477	129	5	1,643	232
...	...	4,823	5,336	85	62	752	92
...	...	2,744	3,046	16	11	564	54
...	...	2,488	2,710	11	...	610	27
2	...	8,055	8,809	275	24	2,631	266
...	...	5,209	5,433	16	...	638	28
...	...	6,990	8,454	83	10	1,323	295
...	...	6,485	7,646	131	207	1,583	277
...	...	7,400	8,074	151	3	1,622	164
...	...	6,069	5,960	136	3	1,927	95
...	...	7,055	7,244	151	...	2,427	275
...	...	5,754	6,384	143	2	1,930	158
...	...	7,481	8,962	262	5	3,010	651
...	...	5,743	6,391	53	1	1,440	114
...	...	4,357	4,417	23	6	1,536	136
...	...	4,360	4,583	39	...	1,340	523
...	...	3,832	4,229	63	9	898	121
...	...	2,806	2,734	19	1	1,127	69
...	...	4,451	4,759	9	10	533	122
...	...	1,430	1,478	10	22	251	139
...	...	5,513	5,933	28	17	1,194	206
...	...	3,157	3,703	26	2	747	379
...	...	3,442	3,601	103	5	814	144
...	...	1,346	954	18	...	66	1
...	...	520	156	100	4
2	...	165,889	180,497	3,398	528	43,597	6,571

TABLE
Education by Religion and Age,

Number.	TALUQ.	Age					
		15-24.				Total.	
		Illiterate.		Not stated.		Total.	
		Males.	Females.	Males.	Females.	Males.	Females.
1	2	30	31	32	33	34	35
1	Tovala ...	1,519	2,430	6,371	6,578
2	Agastiswaram ...	3,787	5,969	16,178	16,230
3	Eranial ...	4,735	6,238	17,652	16,619
4	Kalkulam ...	3,531	4,664	10,787	10,248
5	Vilavankodu ...	4,403	5,465	13,369	11,611
6	Neyyattankara ...	6,349	9,893	23,712	19,513
7	Trivandram ...	5,238	8,838	22,796	20,271
8	Nedumangadu ...	3,470	5,405	11,959	10,624
9	Sirayinkil ...	5,266	8,240	18,307	18,698
10	Kottarakkara ...	3,986	5,182	13,421	12,556
11	Pattanapuram ...	2,164	2,981	7,988	7,047
12	Shenkotta ...	1,867	2,683	6,670	7,138
13	Quilon ...	5,149	8,519	20,543	20,386
14	Kunnattur ...	4,555	5,405	14,943	14,220
15	Karunagappalli ...	5,584	8,149	19,226	20,916
16	Kartigappalli ...	4,771	7,162	17,770	17,825
17	Mavellikkara ...	5,627	7,907	21,154	20,025
18	Chengannur ...	4,006	5,862	16,066	14,778
19	Tiruvalla ...	4,477	6,969	19,589	17,718
20	Ambalappula ...	3,681	6,224	14,661	14,903
21	Sherttala ...	4,209	8,306	23,414	21,255
22	Vykkam ...	4,250	6,276	16,098	15,255
23	Ettumanur ...	2,798	4,275	12,175	10,816
24	Kottayam ...	2,981	4,060	11,815	10,955
25	Changanacheri ...	2,871	4,099	11,829	10,079
26	Meenachal ...	1,660	2,664	6,542	5,644
27	Muvattupula ...	3,909	4,627	12,237	11,945
28	Todupula ...	1,169	1,317	3,175	3,068
29	Kunnattunadu ...	4,291	5,710	15,573	14,700
30	Alangadu ...	2,384	3,322	8,663	8,106
31	Parur ...	2,525	3,452	8,447	7,801
	Cardamom Hills ...	1,262	953	2,812	1,772
	Periyar & Thekkadi.	420	152	1,223	274
	Total ...	118,894	173,398	447,165	419,574

IX.

Part (B)—Hindu—(Continued).

PERIODS—(Continued).

25 and over.

Learning.		Literate.		Illiterate.		Not stated.	
Males.	Females.	Males.	Females.	Males.	Females.	Males.	Females.
36	37	38	39	40	41	42	43
...	...	1,836	9	4,535	6,569
...	...	5,083	726	11,095	15,504
3	1	5,068	564	12,581	16,054
5	..	2,702	123	8,080	10,125
2	2	3,304	184	10,063	11,425
5	...	5,701	230	18,006	19,283
36	16	9,367	1,311	13,393	18,944
23	8	2,477	250	9,459	10,366
55	11	4,421	323	13,831	18,364
111	39	2,203	551	11,107	11,966
35	25	1,684	105	6,269	6,917
4	...	1,642	51	5,024	7,087
53	19	5,866	179	14,623	20,187	1	1
8	4	2,216	182	12,719	14,034
4	...	3,171	349	16,051	20,567
137	...	4,636	683	12,997	17,142
1	...	4,451	180	16,702	19,845
...	...	4,722	168	11,344	14,610
...	...	6,202	596	13,387	17,122
19	3	5,530	273	9,112	14,627
8	2	9,868	869	13,538	20,384
16	...	4,293	210	11,789	15,045
6	...	4,527	407	7,642	10,409
2	...	3,631	175	8,182	10,780
...	...	3,147	484	8,682	9,595
...	...	2,922	105	3,620	5,539
66	63	2,649	790	9,522	11,092
54	67	650	458	2,471	2,543
410	216	4,288	1,500	10,875	12,984
17	3	2,140	1,062	6,506	7,041
4	21	2,439	349	6,004	7,431
66	2	181	8	2,565	1,762
...	...	191	3	1,032	271
1,150	502	123,208	13,457	322,806	405,614	1	1

TABLE
Education by Religion and Age,

Number.	TALUQ.	TOTAL MUSSALMAN.			TOTAL	
		Total.	Males.	Females.	Learning.	
					Males.	Females.
1	2	3	4	5	6	7
1	Tovala	1,184	550	634	13	...
2	Agastiswaram	3,387	1,709	1,678	46	25
3	Eranial	4,065	2,115	1,950	48	12
4	Kalkulam	2,420	1,222	1,198	33	...
5	Vilavankodu	2,087	1,064	1,023	28	1
6	Neyattankara	5,143	2,539	2,554	61	14
7	Trivandram	9,506	4,718	4,788	174	50
8	Nedumangadu	3,308	1,718	1,590	18	5
9	Sirayinkil	13,050	6,434	6,616	97	7
10	Kottarakkara	4,550	2,376	2,174	48	25
11	Pattanamuram	4,169	2,063	2,106	22	7
12	Shenkotta	1,611	864	747	3	...
13	Quilon	13,650	6,995	6,655	332	78
14	Kunnattur	2,759	1,426	1,333	4	...
15	Karunagappalli	13,061	6,884	6,177	66	8
16	Kartigappalli	7,075	3,549	3,526	89	15
17	Mavellikara	4,134	2,188	1,946	48	1
18	Chenganur	2,843	1,485	1,358	32	1
19	Tiruvalla	2,175	1,158	1,017	37	7
20	Ambalappula	10,133	4,789	5,344	206	16
21	Sherattala	2,787	1,363	1,424	65	21
22	Vyckam	3,423	1,767	1,656	11	2
23	Ettumanur	483	313	170	4	5
24	Kottayam	1,151	637	514	22	...
25	Changanacheri	3,420	1,795	1,625	15	...
26	Meenachal	1,084	631	453	5	1
27	Muvattupula	6,442	3,348	3,094	41	1
28	Todupula	2,676	1,409	1,267	25	13
29	Kunnattunadu	11,386	5,884	5,502	62	17
30	Alangadu	11,386	5,994	5,392	111	35
31	Parur	3,632	1,874	1,758	35	7
	Cardamom Hills	345	221	124	3	...
	Periyar & Thekkadi	298	243	55
	Total	158,823	81,875	77,448	1,804	374

IX.

Part (C)—Mussalman.

BY EDUCATION.						AGE PERIODS.	
Literate.		Illiterate.		Not stated.		0—14.	
Males.	Females.	Males.	Females.	Males.	Females.	Total.	
						Males.	Females.
8	9	10	11	12	13	14	15
44	...	493	634	185	215
358	98	1,305	1,555	647	613
436	55	1,631	1,883	761	733
256	11	933	1,187	455	444
190	16	846	1,006	389	372
245	32	2,283	2,508	885	972
975	78	3,569	4,660	1,681	1,772
176	16	1,524	1,569	600	612
700	22	5,637	6,587	2,590	2,524
200	48	2,128	2,101	895	955
271	14	1,770	2,085	767	781
18	...	843	747	346	274
1,047	148	5,614	6,429	2	...	2,771	2,539
69	...	1,353	1,333	579	532
351	9	6,467	6,160	2,705	2,477
558	12	2,902	3,499	1,287	1,341
234	3	1,906	1,942	784	712
243	3	1,210	1,354	496	475
307	24	814	986	426	386
1,374	56	3,209	5,272	1,744	2,086
488	134	810	1,269	408	506
303	11	1,453	1,643	570	670
166	10	143	155	82	75
195	6	420	508	229	207
388	39	1,392	1,586	558	626
288	5	338	447	182	147
302	39	3,005	3,054	1,350	1,287
148	133	1,236	1,121	605	532
469	84	5,353	5,401	2,411	2,352
557	171	5,326	5,186	2,256	2,050
222	2	1,617	1,749	809	762
38	...	180	124	58	35
93	1	150	54	25	13
11,709	1,280	67,860	75,794	2	...	30,536	30,077

TABLE
Education by Religion and Age,

Number.	TALUQ.	AGE					
		0—14.					
		Learning.		Literate.		Illiterate.	
		Males.	Females.	Males.	Females.	Males.	Females.
1	2	16	17	18	19	20	21
1	Tovala ...	13	...	2	...	170	215
2	Agastiswaram ...	44	25	39	15	564	573
3	Eranial ...	43	9	18	...	700	724
4	Kalkulam ...	31	...	5	2	419	442
5	Vilavankodu ...	24	1	10	...	355	371
6	Neyattankara ...	48	8	17	7	820	957
7	Trivandram ...	151	49	61	4	1,469	1,719
8	Nedumangadu ...	15	3	16	3	569	606
9	Sirayinkil ...	72	5	55	8	2,463	2,511
10	Kottarakkara ...	34	10	14	34	847	911
11	Pattanapuram ...	14	6	20	...	733	775
12	Shenkotta ...	3	343	274
13	Quilon ...	282	30	45	43	2,444	2,466
14	Kunnattur ...	4	575	532
15	Karunagappalli ...	65	8	15	2	2,625	2,467
16	Kartigappalli ...	76	15	29	2	1,182	1,324
17	Mavellikkara ...	47	1	17	1	720	710
18	Chenganur ...	32	1	4	...	460	474
19	Tiruvalla ...	31	7	8	2	387	377
20	Ambalappula ...	182	15	65	2	1,497	2,069
21	Sherttala ...	62	21	25	11	321	474
22	Vykkam ...	10	2	9	1	551	667
23	Ettumanur ...	4	5	9	...	69	70
24	Kottayam ...	22	...	15	1	192	206
25	Changanacheri ...	13	...	24	...	521	626
26	Meenachal ...	5	1	23	...	154	146
27	Muvattupula ...	31	1	85	26	1,234	1,260
28	Todupula ...	10	5	50	49	545	478
29	Kunnattunadu ...	49	13	23	23	2,339	2,316
30	Alangadu ...	87	18	123	30	2,046	2,002
31	Parur ...	33	1	18	...	758	761
	Cardamom Hills	58	35
	Periyar & Thekkadi...	5	...	20	13
	Total ...	1,537	260	849	266	28,150	29,551

IX.

Part (C)—Mussalman—(Continued).

PERIODS—(Continued).

Not stated.		15-24.					
		Total.		Learning.		Literate.	
Males.	Females.	Males.	Females.	Males.	Females.	Males.	Females.
22	23	24	25	26	27	28	29
...	...	92	117	10	...
...	...	271	305	2	...	98	24
...	...	399	351	4	...	125	...
...	...	204	237	2	...	55	6
...	...	203	238	1	...	48	7
...	...	452	543	2	1	69	6
...	...	898	1,043	23	1	256	31
...	...	326	343	3	2	32	5
...	...	1,098	1,352	19	..	168	6
...	...	418	363	4	...	55	3
...	...	360	386	7	1	62	5
...	...	159	123	8	...
...	...	1,283	1,253	19	2	295	41
...	...	214	228	20	...
...	...	1,130	1,103	1	...	78	2
...	...	642	746	12	...	102	5
...	...	388	390	49	2
...	...	304	258	63	2
...	...	193	180	6	...	58	4
...	...	909	973	22	1	330	17
...	...	216	257	3	...	106	20
...	...	328	352	1	...	72	4
...	...	66	27	41	2
...	...	123	92	71	4
...	...	266	293	2	...	54	14
...	...	126	96	66	...
...	...	565	558	5	...	41	3
...	...	238	276	1	6	14	30
...	...	969	982	...	2	74	6
...	...	1,073	1,073	...	4	123	40
...	...	306	331	2	6	41	...
...	...	53	27	8	...
...	...	70	7	29	...
...	...	14,342	14,903	141	26	2,721	289

TABLE
Education by Religion and Age,

Number.	TALUQ.	AGE					
		15-24.				Total.	
		Illiterate.		Not stated.		Total.	
		Males.	Females.	Males.	Females.	Males.	Females.
1	2	30	31	32	33	34	35
1	Tovala ...	82	117	273	302
2	Agastiswaram ...	171	281	791	760
3	Eranial ...	270	351	955	866
4	Kalkulam ...	147	231	563	517
5	Vilavankodu ...	154	231	472	413
6	Neyattankara ...	381	536	1,252	1,039
7	Trivandram ...	619	1,011	2,139	1,973
8	Nedumangadu ...	291	336	792	635
9	Sirayinkil ...	911	1,346	2,746	2,740
10	Kottarakkara ...	359	360	1,063	856
11	Pattanapuram ...	291	380	936	939
12	Shenkotta ...	151	123	359	350
13	Quilon ...	969	1,210	2,941	2,863
14	Kunnattur ...	194	228	633	573
15	Karunagappalli ...	1,051	1,101	3,049	2,597
16	Kartigappalli ...	528	741	1,620	1,439
17	Mavellikkara ...	339	388	1,016	844
18	Chenganur ...	241	256	685	625
19	Tiruvalla ...	129	176	539	451
20	Ambalappula ...	557	955	2,136	2,285
21	Sherttala ...	107	237	739	661
22	Vykkam ...	255	348	869	634
23	Ettumanur ...	25	25	165	68
24	Kottayam ...	52	88	285	215
25	Changanacheri ...	210	279	971	706
26	Meeachal ...	60	96	323	210
27	Muvattupula ...	519	555	1,433	1,249
28	Todupula ...	223	240	566	459
29	Kunnattunadu ...	895	974	2,504	2,168
30	Alangadu ...	950	1,029	2,665	2,269
31	Parur ...	263	325	759	665
	Cardamom Hills ...	45	27	110	62
	Periyar & Thekkadi.	41	7	148	35
	Total ...	11,480	14,588	36,497	32,468

IX.

Part (C)—Mussalman—(Continued).

PERIODS—(Continued).

25 and over.

Learning.		Literate.		Illiterate.		Not stated.	
Males.	Females.	Males.	Females.	Males.	Females.	Males.	Females.
36	37	38	39	40	41	42	43
...	...	32	...	241	302
...	...	221	59	570	701
1	3	293	55	661	808
...	...	196	3	367	514
3	...	132	9	337	404
...
11	5	159	19	1,082	1,015
...	...	658	43	1,481	1,930
...	...	128	8	664	627
6	2	477	8	2,263	2,730
...
10	15	181	11	922	830
1	...	189	9	746	930
...	...	10	...	349	350
31	46	707	64	2,201	2,753	2	...
...	...	49	...	584	573
...	...	258	5	2,791	2,592
1	...	427	5	1,192	1,434
1	...	168	...	847	844
...	...	176	1	509	624
...	...	241	18	298	433
2	...	979	37	1,155	2,248
...
...	...	357	103	382	558
...	...	222	6	647	628
...	...	116	8	49	60
...	...	109	1	176	214
...	...	310	25	661	681
...	...	199	5	124	205
5	...	176	10	1,252	1,239
14	2	84	54	468	403
13	2	372	55	2,119	2,111
24	13	311	101	2,330	2,155
...	...	163	2	596	663
...
3	...	30	...	77	62
...	...	59	1	89	34
126	88	8,139	725	28,230	31,655	2	...

TABLE
Education by Religion and Age,

Number.	TALUQ.	TOTAL CHRISTIANS.			TOTAL	
		Total.	Males.	Females.	Learning.	
					Males.	Females.
1	2	3	4	5	6	7
1	Tovala ...	1,745	832	913	23	4
2	Agastiswaram ...	15,220	7,597	7,623	302	182
3	Eranial ...	26,650	13,171	13,479	343	66
4	Kalkulam ...	9,937	5,005	4,932	44	...
5	Vilavankodu ...	9,716	5,030	4,686	74	11
6	Neyattankara ...	11,994	6,220	5,774	347	51
7	Trivandram ...	8,963	4,430	4,533	366	212
8	Nedumangadu ...	1,423	794	629	14	13
9	Sirayinkil ...	1,840	900	940	33	17
10	Kottarakkara ...	9,574	4,806	4,768	143	35
11	Pattanapuram ...	3,825	1,918	1,907	48	10
12	Shenkotta ...	444	233	211	7	4
13	Quilon ...	17,538	8,696	8,842	605	137
14	Kunnattur ...	8,822	4,365	4,457	117	10
15	Karunagappalli ...	8,797	4,299	4,498	165	39
16	Kartigappalli ...	8,026	3,974	4,052	137	41
17	Mavellikara ...	14,485	7,425	7,060	368	48
18	Chenganur ...	25,322	13,064	12,258	1,582	148
19	Tiruvalla ...	42,256	21,605	20,651	2,031	250
20	Ambalappula ...	20,952	10,845	10,107	502	56
21	Sher тала ...	24,913	12,426	12,487	727	237
22	Vykkam ...	11,501	5,990	5,511	87	3
23	Ettumanur ...	30,984	15,800	15,184	371	63
24	Kottayam ...	26,187	13,292	12,895	653	124
25	Changanacheri ...	26,604	13,620	12,984	419	146
26	Meenachal ...	31,095	15,797	15,298	609	207
27	Muvattupula ...	43,644	21,906	21,738	341	55
28	Todupula ...	7,812	3,945	3,867	77	31
29	Kunnattuadu ...	36,547	18,295	18,252	629	144
30	Alangadu ...	21,513	10,980	10,533	255	118
31	Parur ...	17,315	8,721	8,594	364	43
	Cardamom Hills ...	833	616	217	2	...
	Periyar and Thekkadi ...	434	372	62	...	3
	Total ...	526,911	266,969	259,942	11,785	2,508

IX.

Part (D)—Christian.

BY EDUCATION.						AGE PERIODS.	
Literate.		Illiterate.		Not stated.		0—14.	
Males.	Females.	Males.	Females.	Males.	Females.	Total.	
						Males.	Females.
8	9	10	11	12	13	14	15
138	16	671	893	312	327
1,349	707	5,946	6,734	2,975	2,962
1,815	272	11,013	13,141	4,735	5,140
493	19	4,468	4,913	1,950	1,947
669	62	4,287	4,613	1,758	1,689
1,085	109	4,788	5,614	1,958	2,222
950	446	3,114	3,875	1,664	1,744
74	20	706	596	249	212
71	37	796	886	389	385
708	220	3,955	4,513	2,059	2,098
352	27	1,513	1,870	588	713
34	8	192	199	97	85
1,195	323	6,896	8,382	3,557	3,617
571	35	3,677	4,412	1,741	1,796
609	109	3,525	4,350	1,722	1,772
1,040	58	2,797	3,953	1,502	1,642
1,556	83	5,501	6,929	2,765	2,831
3,784	178	7,698	11,932	5,431	5,177
7,183	632	12,391	19,769	8,541	8,587
2,727	263	7,616	9,788	4,136	4,209
3,518	771	8,181	11,479	4,458	4,701
1,448	124	4,455	5,384	2,248	2,085
4,476	444	10,953	14,677	5,892	6,043
3,310	598	9,329	12,173	5,112	5,322
3,118	544	10,083	12,294	5,304	5,313
6,496	668	8,692	14,423	6,292	6,308
2,669	961	18,896	20,722	8,950	9,050
333	244	3,535	3,592	1,631	1,636
2,510	567	15,156	17,541	6,839	6,985
1,264	318	9,461	10,097	4,267	4,270
1,445	94	6,912	8,457	3,494	3,806
168	15	446	202	84	64
177	15	195	44	27	25
57,335	8,987	197,849	248,447	102,727	104,763

TABLE
Education by Religion and Age,

Number.	TALUQ.	AGE					
		0-14.					
		Learning.		Literate.		Illiterate.	
		Males.	Females.	Males.	Females.	Males.	Females.
1	2	16	17	18	19	20	21
1	Tovala ...	20	4	8	...	284	323
2	Agastiswaram ...	292	180	197	60	2,486	2,722
3	Eranial ...	298	54	127	37	4,310	5,049
4	Kalkulam ...	33	...	28	5	1,889	1,942
5	Vilavankodu ...	55	11	47	10	1,656	1,668
6	Neyattankara ...	298	44	26	12	1,634	2,166
7	Trivandram ...	304	188	57	55	1,303	1,501
8	Nedumangadu ...	8	9	6	3	235	200
9	Sirayinkil ...	25	16	5	5	359	364
10	Kottarakkara ...	125	25	144	111	1,790	1,962
11	Pattanapuram ...	32	10	15	6	541	697
12	Shenkotta ...	7	4	1	...	89	81
13	Quilon ...	481	104	103	54	2,973	3,459
14	Kunnattur ...	105	10	30	12	1,606	1,774
15	Karunagappalli ...	154	38	64	10	1,504	1,724
16	Kartigappalli ...	110	25	41	9	1,351	1,608
17	Mavellikara ...	337	47	116	17	2,312	2,767
18	Chenganur ...	1,500	144	49	2	3,882	5,031
19	Tiruvalla ...	1,855	239	365	84	6,321	8,264
20	Ambalappula ...	425	55	168	39	3,543	4,115
21	Sherttala ...	650	209	177	74	3,631	4,418
22	Vykkam ...	83	...	84	11	2,081	2,074
23	Ettumanur ...	300	62	232	31	5,360	5,950
24	Kottayam ...	643	124	189	71	4,280	5,127
25	Changanacheri ...	391	135	272	97	4,641	5,081
26	Meenachal ...	592	201	501	90	5,199	6,017
27	Muvattupula ...	314	54	504	555	8,132	8,441
28	Todupula ...	64	20	70	67	1,497	1,549
29	Kunnattunadu ...	494	33	69	44	6,276	6,908
30	Alangadu ...	240	112	123	45	3,904	4,113
31	Parur ...	321	43	51	17	3,122	3,746
	Cardamom Hills ...	2	82	64
	Periyar & Thekkadi	3	8	3	19	19
	Total ...	10,558	2,203	3,877	1,636	88,292	100,924

IX.

Part (D)—Christian—(Continued).

PERIODS—(Continued).

		15—24.					
Not stated.		Total.		Learning.		Literate.	
Males.	Females.	Males.	Females.	Males.	Females.	Males.	Females.
22	23	24	25	26	27	28	29
...	...	134	188	3	...	35	4
...	...	1,327	1,431	10	2	365	191
...	...	2,223	2,310	44	12	411	64
...	...	930	891	9	...	195	4
...	...	930	1,050	14	...	154	26
...	...	1,291	1,341	30	6	408	50
...	...	755	952	61	24	257	174
...	...	132	136	5	1	22	8
...	...	149	203	5	1	16	15
...	...	795	793	13	10	169	34
...	...	391	410	10	...	80	8
...	...	46	39	11	4
...	...	1,436	1,624	63	2	297	124
...	...	735	791	9	...	111	5
...	...	699	835	11	1	161	44
...	...	730	739	19	3	262	14
...	...	1,306	1,294	31	1	389	29
...	...	2,545	2,319	82	4	1,367	64
...	...	3,747	3,943	175	11	1,935	205
...	...	1,940	1,900	64	1	668	86
...	...	2,013	2,598	72	26	744	269
...	...	1,050	1,039	4	2	269	33
...	...	2,723	2,828	70	1	1,039	105
...	...	2,562	2,426	10	...	943	197
...	...	2,276	2,375	28	11	706	160
...	...	2,965	3,087	17	4	1,845	276
...	...	3,504	3,753	5	1	321	88
...	...	698	790	4	...	57	40
...	...	2,988	3,436	11	8	541	69
...	...	1,748	1,987	11	3	256	79
...	...	1,598	1,604	24	...	401	39
...	...	184	49	46	1
...	...	91	10	37	3
...	...	46,641	49,151	914	135	14,518	2,512

TABLE
Education by Religion and Age,

Number.	TALUQ.	AGE					
		15—24.				Total.	
		Illiterate.		Not stated.		Males.	Females.
		Males.	Females.	Males.	Females.		
1	2	30	31	32	33	34	35
1	Tovala ...	96	184	386	398
2	Agastiswaram ...	952	1,238	3,295	3,230
3	Eranial ...	1,768	2,234	6,213	6,029
4	Kalkulam ...	726	887	2,125	2,094
5	Vilavankodu ...	762	1,024	2,342	1,947
6	Neyattankara ...	853	1,285	2,971	2,211
7	Trivandram ...	487	754	2,011	1,837
8	Nedumangadu ...	105	127	413	281
9	Sirayinkil ...	128	187	362	352
10	Kottarakkara ...	613	749	1,952	1,877
11	Pattanapuram ...	301	402	939	784
12	Shenkotta ...	35	35	90	87
13	Quilon ...	1,076	1,498	3,703	3,601
14	Kunnattur ...	615	786	1,889	1,870
15	Karunagappalli ...	527	790	1,878	1,891
16	Kartigappalli ...	449	722	1,742	1,671
17	Mavellikara ...	886	1,264	3,354	2,935
18	Chenganur ...	1,096	2,251	5,088	4,762
19	Tiruvalla ...	1,637	3,727	9,317	8,121
20	Ambalappula ...	1,208	1,813	4,769	3,998
21	Sherttala ...	1,197	2,303	5,955	5,188
22	Vykkam ...	777	1,004	2,692	2,387
23	Ettumanur ...	1,614	2,722	7,185	6,313
24	Kottayam ...	1,609	2,229	5,618	5,147
25	Changanacheri ...	1,542	2,204	6,040	5,296
26	Meenachal ...	1,103	2,807	6,540	5,903
27	Muvattupula ...	3,178	3,664	9,452	8,935
28	Todupula ...	637	750	1,616	1,441
29	Kunnattunadu ...	2,436	3,359	8,468	7,831
30	Alangadu ...	1,481	1,885	4,965	4,296
31	Parur ...	1,173	1,565	3,629	3,184
	Cardamom Hills ...	138	48	348	104
	Periyar & Thekkadi.	54	7	254	27
	Total ...	31,209	46,504	117,601	106,028

IX.

Part (D)—Christian—(Continued).

PERIODS—(Continued).

25 and over.

Learning.		Literate.		Illiterate.		Not stated.	
Males.	Females.	Males.	Females.	Males.	Females.	Males.	Females.
36	37	38	39	40	41	42	43
...	...	95	12	291	386
...	...	787	456	2,508	2,774
1	...	1,277	171	4,935	5,858
2	...	270	10	1,853	2,084
5	...	468	26	1,869	1,921
19	1	651	47	2,301	2,163
1	...	636	217	1,374	1,620
1	3	46	9	366	269
3	...	50	17	309	335
5	...	395	75	1,552	1,802
6	...	257	13	676	771
...	...	22	4	68	83
61	31	795	145	2,847	3,425
3	...	430	18	1,456	1,852
...	...	384	55	1,494	1,836
8	13	737	35	997	1,623
...	...	1,051	37	2,303	2,898
...	...	2,368	112	2,720	4,650
1	...	4,883	943	4,433	7,778
13	...	1,891	138	2,865	3,860
5	2	2,597	428	3,353	4,758
...	1	1,095	80	1,597	2,306
1	...	3,205	308	3,979	6,005
...	...	2,178	330	3,440	4,817
...	...	2,140	287	3,900	5,009
...	2	4,150	302	2,390	5,599
22	...	1,844	318	7,586	8,617
9	11	206	137	1,401	1,293
124	103	1,900	454	6,444	7,274
4	3	885	194	4,076	4,099
19	...	993	38	2,617	3,146
...	...	122	14	226	90
...	...	132	9	122	18
313	170	38,940	4,839	78,348	101,019

TABLE IX.
Education by Religion and Age,
Part (E)—Jain—(Contd.)

TABLE IX.

Education by Religion and Age, Part (E)—Jain—(Continued).

Taluq.	AGE PERIODS—(Continued).																			
	15—24.							25 and over.												
	Total.		Learning.		Literate.		Illiterate.		Not stated.		Total.		Learning.		Literate.		Illiterate.		Not stated.	
Number.	Males.	Females.	Males.	Females.	Males.	Females.	Males.	Females.	Males.	Females.	Males.	Females.	Males.	Females.	Males.	Females.	Males.	Females.	Males.	Females.
1	24	25	26	27	28	29	30	31	32	33	34	35	36	37	38	39	40	41	42	43
80	2	...	1	...	1	1	1
	...	1	1	5	1	1	...	4	1
Total ...	2	1	1	...	1	1	6	1	2	...	4	1

Education by Religion and Age, Part (F)—Parsi.

TABLE IX.
Education by Religion and Age, Part (F)—Parsi.

Number.	TOTAL BY EDUCATION.										AGE PERIODS.										
	TOTAL PARSI.					0-14.					25 and over.										
	Total.	Males.	Females.	Learning.	Literate.	Illiterate.	Not stated.	Total.	Males.	Females.	Learning.	Literate.	Illiterate.	Not stated.	Total.	Males.	Females.	Learning.	Literate.	Illiterate.	Not stated.
1	2	4	5	6	7	8	9	10	11	12	13	14	15	16	17	18	19	20	21	22	23
7	Trivandram	1	1	1
AGE PERIODS—(Continued).																					
15-24.																					
25 and over.																					
TALUQ.																					
1	2	24	25	26	27	28	29	30	31	32	33	34	35	36	37	38	39	40	41	42	43
7	Trivandram	1	1

TABLE IX.
Education by Religion and Age, Part (G)—Jew.

TABLE IX.
Education by Religion and Age, Part (G)—Jew.

Number.	TABUQ.	TOTAL JEW.			TOTAL BY EDUCATION.												AGE PERIODS.						
		Total.	Males.	Females.	Learning.			Literate, Illiterate.			Not stated.		0-14.				Total.	Learning.	Literate, Illiterate.	Not stated.			
					Males.	Females.	Males.	Females.	Males.	Females.	Males.	Females.	Males.	Females.	Males.	Females.				Males.	Females.		
1	2	3	4	5	6	7	8	9	10	11	12	13	14	15	16	17	18	19	20	21	22	23	
13	Quilon	...	10	5	5	...	1	4	3	1	1	...	1	1	...	1	1
31	Parrur	...	115	60	55	16	13	30	14	9	21	22	15	13	...	3	6	6
	Total	...	125	65	60	16	14	34	15	10	22	23	15	14	...	3	7	6

TABLE IX.

Education by Religion and Age, Part (G)—Jew—(Contd.)

TABLE IX.
Education by Religion and Age, Part (G)—Jew—(Continued).

Taluq.	AGE PERIODS—(Continued).																			
	15—24.							25 and over.												
	Total.		Learning.		Literate.		Illiterate.		Not stated.		Total.		Learning.		Literate.		Illiterate.		Not stated.	
Number.	Males.	Females.	Males.	Females.	Males.	Females.	Males.	Females.	Males.	Females.	Males.	Females.	Males.	Females.	Males.	Females.	Males.	Females.	Males.	Females.
1	24	25	26	27	28	29	30	31	32	33	34	35	36	37	38	39	40	41	42	43
18 Quilon	1	1	3	4	8	8	...	1
31 Parur	10	10	1	...	8	9	1	1	29	23	22	21	7	2
Total	11	10	1	...	9	9	1	1	32	27	25	24	7	3

TABLE IX.
Education by Religion and Age, Part (H)—None.

TABLE IX.
Education by Religion and Age, Part (H)—None.

Number.	TOTAL BY EDUCATION.										AGE PERIODS.										
	TOTAL NONE.					0-14.					25 and over.										
	Taluq.		Learning.		Illiterate.		Not stated.		Total.		Learning.		Illiterate.		Not stated.						
1	Males.	4	5	6	7	8	9	10	11	12	13	Males.	Females.	Males.	Females.	Males.	Females.	Males.	Females.	Males.	Females.
	Females.	3	5	6	7	8	9	10	11	12	13	Males.	Females.	Males.	Females.	Males.	Females.	Males.	Females.	Males.	Females.
2	Males.	2	2	2
	Females.	2	2	2
1	Males.	24	25	26	27	28	29	30	31	32	33	Males.	Females.	Males.	Females.	Males.	Females.	Males.	Females.	Males.	Females.
	Females.	2	2	Males.	Females.	Males.	Females.	Males.	Females.	Males.	Females.	Males.	Females.
2	Males.	2	2
	Females.	2	2

AGE PERIODS—(Continued).

TABLE
Parent

Number.	TALUQ.	TOTAL POPULATION.		
		Total.	Males.	Females.
1	2	3	4	5
1	Tovala	29,751	14,489	15,262
2	Agastiswaram	87,241	43,226	44,015
3	Eranial	105,098	52,883	52,215
4	Kalkulam	59,474	29,834	29,640
5	Vilavankodu	68,521	35,202	33,319
6	Neyyattankara	110,755	56,953	53,802
7	Trivandram	111,938	56,909	55,029
8	Nedumangadu	55,497	27,857	27,640
9	Sirayinkil	97,995	48,271	49,724
10	Kottarakkara	71,517	36,055	35,462
11	Pattanapuram	39,447	19,858	19,589
12	Shenkotta	32,088	15,700	16,388
13	Quilon	121,935	60,832	61,103
14	Kunnattur	73,529	37,397	36,132
15	Karunagappalli	108,826	52,862	55,964
16	Kartigappalli	91,950	45,216	46,734
17	Mavellikara	103,619	52,494	51,125
18	Chenganur	93,960	48,443	45,517
19	Tiruvalla	122,142	62,514	59,628
20	Ambalappula	94,745	46,909	47,836
21	Sherattala	117,261	58,448	58,813
22	Vykkam	80,628	40,947	39,681
23	Ettumanur	80,823	41,536	39,287
24	Kottayam	77,094	39,229	37,865
25	Changanacheri	74,722	38,596	36,126
26	Meenachal	59,976	30,830	29,146
27	Muvattupula	103,009	51,595	51,414
28	Todupula	25,202	12,786	12,416
29	Kunnattunadu	114,049	57,216	56,833
30	Alengadu	70,958	35,944	35,014
31	Parur	59,278	30,082	29,196
	Cardamom Hills	11,413	6,714	4,699
	Periyar & Thekkadi	3,295	2,588	707
	Total	2,557,736	1,290,415	1,267,321

X.

Tongue.

MADRAS LANGUAGES.

Malayalam.			Tamil.			Konkan.		
Total.	Males.	Females.	Total.	Males.	Females.	Total.	Males.	Females.
6	7	8	9	10	11	12	13	14
108	61	47	29,405	14,305	15,100
596	299	297	84,649	41,923	42,726
8,845	4,365	4,480	96,128	48,431	47,697
11,979	5,934	6,045	47,190	23,713	23,477
17,560	8,874	8,686	50,868	26,261	24,607
95,565	48,983	46,582	15,108	7,921	7,187
85,481	43,042	42,439	21,821	11,392	10,429	176	95	81
50,052	25,054	24,998	5,344	2,741	2,603	8	5	3
89,991	44,224	45,767	7,718	3,861	3,857	6	5	1
67,665	34,059	33,606	3,721	1,919	1,802	29	16	13
35,327	17,667	17,660	3,984	2,106	1,878	11	7	4
20	16	4	30,923	15,118	15,805
112,537	55,756	56,781	6,399	3,444	2,955	224	114	110
71,876	36,485	35,391	1,595	878	717	28	15	13
106,393	51,646	54,747	1,786	912	874	370	167	203
87,256	42,827	44,429	2,192	1,153	1,039	2,196	1,079	1,117
101,138	51,172	49,966	2,262	1,206	1,056	117	59	58
90,911	46,801	44,110	2,995	1,607	1,388
119,377	61,045	58,332	2,481	1,322	1,159	186	90	96
87,284	43,002	44,282	4,347	2,204	2,143	1,967	1,067	910
113,398	56,403	56,995	1,225	641	584	1,741	973	768
77,217	39,106	38,111	2,448	1,293	1,155	594	344	250
79,240	40,676	38,564	1,318	713	605	187	98	89
74,887	38,065	36,822	1,564	828	736	284	140	144
70,405	36,323	34,082	4,063	2,144	1,919	207	99	108
59,065	30,331	28,734	895	489	406
101,623	50,834	50,789	1,350	737	613	10	5	5
23,664	11,960	11,704	1,519	818	701
112,715	56,509	56,206	1,072	538	534	4	3	1
70,273	35,557	34,716	545	299	246	27	17	10
52,100	26,278	25,822	2,963	1,605	1,358	2,325	1,283	1,042
4,377	2,687	1,690	6,688	3,835	2,853
346	330	16	1,756	1,311	445
2,079,271	1,046,371	1,032,900	448,322	227,668	220,654	10,697	5,671	5,026

TABLE
Parent

		MADRAS					
Number.	TALUQ.	Telugu.			Hindustani.		
		Total.	Males.	Females.	Total.	Males.	Females.
		15	16	17	18	19	20
1	2	15	16	17	18	19	20
1	Tovala ...	117	53	64	50	32	18
2	Agastiswaram ...	610	299	311	367	190	177
3	Eranial ...	35	19	16	35	26	9
4	Kalkulam ...	92	39	53	113	62	51
5	Vilavankodu ...	5	2	3	14	10	4
6	Neyattankara ...	15	11	4	6	2	4
7	Trivandram ...	1,252	638	614	1,207	653	554
8	Nedumangadu ...	19	9	10	38	26	12
9	Sirayinkil	93	69	24
10	Kottarakkara ...	27	15	12	6	3	3
11	Pattapuram ...	57	34	23	31	19	12
12	Shenkotta ...	895	430	465	189	105	84
13	Quilon ...	944	490	454	923	505	418
14	Kunnattur	2	2	...
15	Karunagappalli ...	7	4	3	129	64	65
16	Kartigappalli ...	41	24	17	59	37	22
17	Mavellikara ...	10	6	4	19	13	6
18	Obenganur ...	5	2	3	30	19	11
19	Tiruvalla ...	32	24	8	19	10	9
20	Ambalappala ...	118	60	58	303	178	125
21	Sherattala ...	54	26	28	110	53	57
22	Vykkam ...	11	10	1	26	20	6
23	Ettumanur ...	15	10	5
24	Kottayam ...	11	6	5	155	80	75
25	Changanacheri	38	21	17
26	Meenachal
27	Muvattupula ...	5	3	2
28	Todupula	8	2	6
29	Kunnattunadu ...	8	4	4	28	20	8
30	Alangadu	20	13	7
31	Parur ...	77	35	42	1,198	605	593
	Cardamom Hills ...	160	82	78	44	27	17
	Periyar & Thekkadi.	804	632	172	195	159	36
	Total ...	5,426	2,967	2,459	5,455	3,025	2,430

X.

Tongue—(Continued).

LANGUAGES—(Continued).

Tulu.			Canarese.			Patnul.		
Total.	Males.	Females.	Total.	Males.	Females.	Total.	Males.	Females.
21	22	23	24	25	26	27	28	29
20	16	4	10	3	7
58	44	14	14	11	3	816	389	427
34	27	7	2	2
70	64	6	10	10
39	33	6	25	14	11
36	21	15	20	12	8
252	193	59	222	121	101
6	3	3	6	4	2
6	6	...	99	54	45
26	19	7	37	18	19
2	2	...	1	1
...	32	16	16
35	27	8	50	33	17
13	6	7	4	4
7	5	2	20	7	13	7	5	2
106	52	54	10	5	5
1	1	...	17	11	6
8	6	2	3	3
6	3	3	7	7
...	16	8	8
34	25	9	40	26	14
24	20	4	37	27	10
35	22	13	9	5	4
12	9	3	35	17	18
...	6	6
8	3	5
3	3	...	12	10	2
...
35	25	10	43	33	10
2	2	...	6	3	3
15	15	...	1	1
...	34	16	18
...	63	46	17
893	652	241	891	534	357	823	394	429

TABLE
Parent

Number.	TALUQ.	MADRAS LANGUAGES— (Continued).			OTHER INDIAN		
		Total Madras Languages.			Mahrathi.		
		Total.	Males.	Females.	Total.	Males.	Females.
1	2	30	31	32	33	34	35
1	Tovala ...	29,710	14,470	15,240	40	18	22
2	Agastiswaram ...	87,110	43,155	43,955	43	21	22
3	Eranial ...	105,079	52,870	52,209	1	1	...
4	Kalkulam ...	59,454	29,822	29,632	12	8	4
5	Vilavankodu ...	68,511	35,194	33,317	5	3	2
6	Neyattankara ...	110,750	56,950	53,800	2	2	...
7	Trivandram ...	110,411	56,134	54,277	450	214	236
8	Nedumangadu ...	55,473	27,842	27,631
9	Sirayinkil ...	97,913	48,219	49,694	2	2	...
10	Kottarakkara ...	71,511	36,049	35,462
11	Pattanamuram ...	39,413	19,836	19,577
12	Shenkotta ...	32,059	15,685	16,374	9	5	4
13	Quilon ...	121,112	60,369	60,743	355	206	149
14	Kunnattur ...	73,518	37,390	36,128
15	Karunagappalli ...	108,719	52,810	55,909	3	1	2
16	Kartigappalli ...	91,860	45,177	46,683	14	10	4
17	Mavellikara ...	103,564	52,468	51,096
18	Chenganur ...	93,952	48,438	45,514
19	Tiruvalla ...	122,108	62,501	59,607	14	8	6
20	Ambalappula ...	94,035	46,509	47,526	103	67	36
21	Sherttala ...	116,602	58,147	58,455	533	253	280
22	Vykkam ...	80,357	40,820	39,537	173	82	91
23	Ettumanur ...	80,804	41,524	39,280
24	Kottayam ...	76,948	39,145	37,803	26	18	8
25	Changanacheri ...	74,719	38,593	36,126
26	Meenachal ...	59,968	30,823	29,145	4	3	1
27	Muvattupula ...	103,003	51,592	51,411
28	Todupula ...	25,191	12,780	12,411
29	Kunnattunadu ...	113,905	57,132	56,773	143	83	60
30	Alangadu ...	70,873	35,891	34,982	65	44	21
31	Parur ...	58,679	29,822	28,857	201	52	149
	Cardamom Hills ...	11,303	6,647	4,656
	Periyar & Thekkadi	3,164	2,478	686	7	5	2
	Total ...	2,551,778	1,287,282	1,264,496	2,205	1,106	1,099

X.

Tongue—(Continued).

LANGUAGES.

Guzeratti.			Cutchi.			Sindhi.		
Total.	Males.	Females.	Total.	Males.	Females.	Total.	Males.	Females.
36	37	38	39	40	41	42	43	44
...
...
...
...
...
15	12	3	132	68	64
9	8	1
2	2
...
...
73	59	14	5	3	2
8	7	1	11	7	4
...
...
...
316	153	163	22	12	10
...
4	4
...
...
...
...	1	1
...
...
...
...
...
...
427	245	182	160	84	76	11	7	4

TABLE
Parent

Number.	TALUQ.	OTHER INDIAN LANGUAGES—(Continued).					
		Bengali.			Total other Indian Languages.		
		Total.	Males.	Females.	Total.	Males.	Females.
1	2	45	46	47	48	49	50
1	Tovala	40	18	22
2	Agastiswaram	43	21	22
3	Eranial	1	1	...
4	Kalkulam	12	8	4
5	Vilavankodu	5	3	2
6	Neyattankara	2	2	...
7	Trivandram ...	4	3	1	601	297	304
8	Nedumangadu
9	Sirayinkil	11	10	1
10	Kottarakkara	2	2	...
11	Pattanapuram
12	Shenkotta	9	5	4
13	Qilon	433	268	165
14	Kunnattur	11	7	4
15	Karunagappalli	11	8	3
16	Kartigappalli	14	10	4
17	Mavellikara
18	Chenganur
19	Tiruvalla	14	8	6
20	Ambalappula	441	232	209
21	Sherttala	533	253	280
22	Vykkam ...	1	1	...	174	83	91
23	Ettumanur	4	4	...
24	Kottayam	26	18	8
25	Changanacheri
26	Meenachal	4	3	1
27	Muvattupula	1	1	...
28	Todupula
29	Kunnattunadu	143	83	60
30	Alangadu	65	44	21
31	Parur	201	52	149
	Cardamom Hills
	Periyar & Thekkadi	7	5	2
	Total ...	5	4	1	2,808	1,446	1,362

TABLE
Parent

Number.	TALUQ.	ASIATIC LANGUAGES—					
		Arabic.			Persian.		
		Total.	Males.	Females.	Total.	Males.	Females.
1	2	63	64	65	66	67	68
1	Tovala
2	Agastiswaram ...	3	2	1	1	1	...
3	Eranial ...	1	1
4	Kalkulam
5	Vilavankodu
6	Neyattankara
7	Trivandram ...	245	128	117
8	Nedumangadu ...	2	2
9	Sirayinkil ...	57	34	23
10	Kottarakkara
11	Pattapuram
12	Shenkotta
13	Quilon ...	161	83	78
14	Kunnattur
15	Karunagappalli ...	10	7	3
16	Kartigappalli ...	76	29	47
17	Mavellikara
18	Chenganur ...	6	3	3
19	Tiruvalla ...	17	4	13
20	Ambalappula ...	60	56	4
21	Sherttala ...	111	44	67
22	Vykkam ...	90	42	48
23	Ettumanur ...	11	4	7
24	Kottayam ...	75	43	32
25	Changanacheri ...	3	3
26	Meenachal
27	Muvattupula ...	4	1	3
28	Todupula ...	11	6	5
29	Kunnattunadu ...	1	1
30	Alangadu ...	10	4	6
31	Parur ...	71	30	41
	Cardamom Hills ...	3	3
	Periyar & Thekkadi.	1	1
	Total ..	1,029	531	498	1	1	...

X.

Tongue—(Continued).

(Continued).			NON-ASIATIC LANGUAGES.								
Total Asiatic Languages.			Italian.			Spanish.			Portuguese.		
Total.	Males.	Females.	Total.	Males.	Females.	Total.	Males.	Females.	Total.	Males.	Females.
69	70	71	72	73	74	75	76	77	78	79	80
...
4	3	1
1	1	...	1	1	...	1	1	...	6	4	2
...
...	1	1
...
245	128	117	6	3	3	18	12	6
2	2
57	34	23	1	1	...
...
...
...
170	88	82	3	3
...
10	7	3
76	29	47	48	22	26
...
...	47	21	26
6	3	3
17	4	13
60	56	4	50	21	29
...
111	44	67	1	1	...
94	43	51
11	4	7	4	4	...
75	43	32	1	1	...	23	12	11
3	3
2	2
4	1	3
11	6	5
1	1
14	6	8
192	94	98	3	3	...	3	3	...	194	102	92
...
6	6	7	7	...
2	2	61	58	3
1,174	610	564	8	8	...	11	8	3	460	265	195

TABLE
Parent

Number.	TALUQ.	NON-ASIATIC					
		French.			German.		
		Total.	Males.	Females.	Total.	Males.	Females.
1	2	81	82	83	84	85	86
1	Tovala
2	Agastiswaram
3	Eranial
4	Kalkulam
5	Vilavankodu
6	Neyattankara
7	Trivandram	26	16	10	1	1	...
8	Nedumangadu
9	Sirayinkil
10	Kottarakkara
11	Pattanamuram
12	Shenkotta	1	...	1
13	Quilon	1	1
14	Kunnattur
15	Karunagappalli
16	Kartigappalli
17	Mavellikara
18	Chenganur
19	Tiruvalla
20	Ambalappula	1	...	1
21	Sherttala
22	Vykkam
23	Ettumanur
24	Kottayam
25	Changanacheri
26	Meenachal
27	Muvattupula
28	Todupula
29	Kunnattunadu
30	Alangadu
31	Parur	1	1
	Cardamom Hills	1	1	...
	Periyar & Thekkadi.
	Total	80	18	12	2	2	...

X.

Tongue—(Continued).

LANGUAGES—(Continued).									Not stated.		
English.			Irish.			Total Non-Asiatic Languages.					
Total.	Males.	Females.	Total.	Males.	Females.	Total.	Males.	Females.	Total.	Males.	Females.
87	88	89	90	91	92	93	94	95	96	97	98
1	1	1	1
78	43	35	84	47	37
15	9	6	17	11	6
8	4	4	8	4	4
4	4	5	5
3	1	2	3	1	2
630	318	312	681	350	331
22	13	9	22	13	9
13	7	6	14	8	6
4	4	4	4
34	22	12	34	22	12
19	10	9	20	10	10
215	102	113	219	106	113	1	1	...
...
38	15	23	86	37	49
...
8	5	3	55	26	29
2	2	2	2
3	1	2	3	1	2
158	91	67	209	112	97
14	8	11	15	4	11
3	1	2	3	1	2
...	4	4
21	10	11	45	23	22
...
2	2	2	2
1	1	1	1
...
...
6	3	3	6	3	3
5	5	206	114	92
67	42	25	29	11	18	104	61	43
61	45	16	122	103	19
1,435	764	671	29	11	18	1,975	1,076	899	1	1	...

TABLE
Birth

DISTRICT, STATE, PROVINCE OR COUNTRY OF BIRTH.	TOTAL POPULATION.		
	Total.	Males.	Females.
A. Within the Province.			
Travancore	2,540,758	1,279,321	1,261,437
Tinnevely	7,785	4,831	2,954
Madura	2,113	1,464	649
Trichinopoly	499	340	159
Tanjore	507	314	193
South Arcot	69	62	7
Chingleput	28	18	10
Madras	508	296	212
Cochin	1,274	814	460
Malabar	362	258	104
South Canara	271	208	63
Nilgiris	1	1	...
Coimbatore	580	479	101
Salem	11	6	5
North Arcot	173	110	63
Nellore	53	29	24
Cuddappah	13	9	4
Kurnool	20	13	7
Bellary	6	4	2
Ceded Districts	2	1	1
Krishna	22	16	6
Godavari	36	21	15
Vizagapatam	395	209	186
Ganjam	164	118	46
Pondicherry	2	1	1
Total A. ...	2,555,652	1,288,943	1,266,709

XI.
place.

TALUQS.

Tovala.			Agastiswaram.			Eraniel.		
Total.	Males.	Females.	Total.	Males.	Females.	Total.	Males.	Females.
27,717	13,378	14,339	86,293	42,611	43,682	104,965	52,768	52,197
1,988	1,093	895	737	470	267	105	91	14
23	4	19	47	27	20	1	1	...
5	2	3	2	1	1
5	1	4	38	26	12
...
...
...	19	14	5
2	...	2	6	5	1
...	3	3
...
5	5	...	10	9	1
...
1	1	...	2	1	1
...
...	1	1
...
...
...
...
...
...
...
...
...
...
...
...
29,746	14,484	15,262	87,158	43,168	43,990	105,071	52,860	52,211

TABLE
Birth

DISTRICT, STATE, PROVINCE OR COUNTRY OF BIRTH.	TALUQ					
	Kalkulam.			Vilavankodu.		
	Total.	Males.	Females.	Total.	Males.	Females.
A. Within the Province.						
Travancore ...	59,308	29,704	29,604	68,442	35,127	33,315
Tinnevely ...	107	83	24	35	31	4
Madura ...	2	2
Trichinopoly ...	3	3
Tanjore ...	1	1
South Arcot ...	2	2
Chingleput
Madras	2	2	...
Cochin ..	4	1	3	18	18	...
Malabar
South Canara ...	18	18	...	18	18	...
Nilgiris
Coimbatore ...	2	2
Salem
North Arcot ...	2	2
Nellore
Cuddappah
Kurnool
Bellary
Ceded Districts
Krishna
Godavari
Vizagapatam
Ganjam
Pondicherry
Total A. ...	59,449	29,818	29,631	68,515	35,196	33,319

XI.

place—(Continued).

—(Continued).

Neyyattankara.			Trivandram.			Nedumangadu.		
Total.	Males.	Females.	Total.	Males.	Females.	Total.	Males.	Females.
110,661	56,864	53,797	109,523	55,445	54,078	55,495	27,856	27,639
66	63	3	1,390	826	564
10	9	1	53	40	13
...	30	19	11
...	118	70	48
...
...	4	2	2
...	42	25	17
4	4	...	72	44	28
...	86	59	27
8	8	...	108	60	48
...
...	133	107	26
...
...	18	13	5
...	7	3	4
...	1	1
...	1	1
...	2	1	1
...
...	2	2
...	4	3	1
...	61	29	32
...	12	3	9
...
110,749	56,948	53,801	111,667	56,753	54,914	55,495	27,856	27,639

TABLE
Birth

DISTRICT, STATE, PROVINCE OR COUNTRY OF BIRTH.	TALUQS					
	Sirayinkil.			Kottarakkara.		
	Total.	Males.	Females.	Total.	Males.	Females.
A. Within the Province.						
Travancore ...	97,929	48,223	49,706	71,517	36,055	35,462
Tinnevely ...	3	2	1
Madura ...	2	2
Trichinopoly
Tanjore ...	2	2
South Arcot
Chingleput
Madras
Cochin ...	4	4
Malabar ...	4	4
South Canara
Nilgiris
Coimbatore
Salem
North Arcot
Nellore
Cuddappah
Kurnool
Bellary
Ceded Districts
Krishna ...	4	3	1
Godavari
Vizagapatam
Ganjam
Pondicherry
Total A. ...	97,948	48,240	49,708	71,517	36,055	35,462

XI.

place—(Continued).

—(Continued).

Pattanamparam.			Shenkotta.			Quilon.		
Total.	Males.	Females.	Total.	Males.	Females.	Total.	Males.	Females.
39,439	19,851	19,588	30,612	14,863	15,749	119,535	59,379	60,156
...	1,441	814	627	270	141	129
...	10	7	3	52	34	18
...	180	87	93
...	1	...	1	142	86	56
...	56	55	1
...	4	2	2
...	8	4	4	280	148	132
...	59	36	23
...	31	18	13
...	2	2	...	11	9	2
...	1	1	...
...
...	8	6	2
...	145	89	56
...	16	7	9
...	7	4	3
...	6	4	2
...	2	2	...
...	2	1	1
...	9	4	5
...	19	9	10
...	333	180	153
...	152	115	37
...	1	...	1
39,439	19,851	19,588	32,074	15,690	16,384	121,321	60,417	60,904

TABLE
Birth

DISTRICT, STATE, PROVINCE OR COUNTRY OF BIRTH.	TALUQS					
	Kunnattur.			Karunagappalli.		
	Total.	Males.	Females.	Total.	Males.	Females.
A. Within the Province.						
Travancore ...	73,510	37,378	36,132	108,810	52,851	55,959
Tinnevely ...	14	14	...	2	2	...
Madura ...	4	4
Trichinopoly
Tanjore
South Arcot
Chingleput
Madras
Cochin	4	2	2
Malabar
South Canara ...	1	1	...	4	4	...
Nilgiris
Coimbatore
Salem
North Arcot
Nellore
Cuddappah
Kurnool
Bellary
Ceded Districts
Krishna
Godavari
Vizagapatam
Ganjam
Pondicherry
Total A. ...	73,529	37,397	36,132	108,820	52,859	55,961

TABLE
Birth

DISTRICT, STATE, PROVINCE OR COUNTRY OF BIRTH.	TALUQS					
	Tiruvalla.			Ambalappula.		
	Total.	Males.	Females.	Total.	Males.	Females.
A. Within the Province.						
Travancore ...	122,115	62,487	59,628	94,339	46,570	47,769
Tinnevelly ...	19	19	...	26	21	5
Madura	1	1	...
Trichinopoly
Tanjore ...	8	8	...	35	20	15
South Arcot
Chingleput
Madras	13	8	5
Cochin	66	47	19
Malabar	48	42	6
				8	3	...
South Canara
Nilgiris
Coimbatore
Salem
North Arcot
Nellore
Cuddappah
Kurnool
Bellary
Ceded Districts
Krishna
Godavari
Vizagapatam
Ganjam
Pondicherry
Total A. ...	122,142	62,514	59,628	94,531	46,712	47,819

XI.

place—(Continued).

—(Continued).

Sherttala.			Vykkam.			Ettumanur.		
Total.	Males.	Females.	Total.	Males.	Females.	Total.	Males.	Females.
117,188	58,389	58,799	80,127	40,614	39,513	80,750	41,463	39,287
2	2	...	84	67	17	1	1	...
2	1	1
2	2	...	2	2
2	2	...	7	4	3
...
...	10	7	3
...
34	25	9	271	149	122	53	53	...
6	4	2	75	60	15	2	2	...
13	13	...	18	17	1	4	4	...
...
...	2	2	...
1	...	1
...
...
...
...
...
...
...
...	1	1
...
...
...
...
...
...
...
117,250	58,438	58,812	80,595	40,921	39,674	80,812	41,525	39,287

TABLE
Birth

DISTRICT, STATE, PROVINCE OR COUNTRY OF BIRTH.	TALUQS					
	Kottayam.			Changanachery.		
	Total.	Males.	Females.	Total.	Males.	Females.
A. Within the Province.						
Travancore ...	77,073	89,216	87,857	74,675	88,552	86,123
Tinnevelly ...	1	...	1	30	30	...
Madura
Trichinopoly
Tanjore
South Arcot
Chingleput
Madras
Cochin ...	5	5
Malabar ...	1	1
South Canara
Nilgiris
Coimbatore
Salem
North Arcot
Nellore
Cuddappah
Kurnool
Bellary
Ceded Districts
Krishna
Godavari
Vizagapatam
Ganjam
Pondicherry
Total A. ...	77,080	89,222	87,858	74,705	88,582	86,123

TABLE
Birth

DISTRICT, STATE, PROVINCE OR COUNTRY OF BIRTH.	TALUQS					
	Kunnattanadu.			Alangadu.		
	Total.	Males.	Females.	Total.	Males.	Females.
A. Within the Province.						
Travancore	113,949	57,120	56,829	70,910	35,900	35,010
Tinnevely	1	1	...	9	8	1
Madura
Triebinopoly
Tanjore
South Arcot
Chingleput
Madras
Cochin	59	56	3	36	33	3
Malabar
South Canara
Nilgiris
Coimbatore
Salem
North Arcot
Nellore
Cuddappah
Kurnool
Bellary
Ceded Districts
Krishna
Godavari
Vizagapatam
Ganjam
Pondicherry
Total A.	114,009	57,177	56,832	70,955	35,941	35,014

XI.

place—(Continued).

—(Continued).

Parur.			Cardamom Hills.			Periyar and Thekkadi.		
Total.	Males.	Females.	Total.	Males.	Females.	Total.	Males.	Females.
58,714	29,815	28,899	9,397	5,375	4,022	244	228	16
45	29	16	1,095	755	340	292	254	38
...	317	197	120	1,588	1,134	454
...	38	31	7	228	189	39
47	33	14	41	25	16	56	34	22
...	1	...	1	10	5	5
...	10	7	3
...	41	26	15	99	65	34
245	56	189	50	48	2	166	161	5
90	52	38	6	4	2	9	8	1
39	28	11	1	1
...
...	69	37	32	365	327	38
...	2	...	2
...	1	1	...	6	4	2
...	30	19	11
...	5	4	1
...	13	8	5
...	2	1	1
...
...	7	7	...
...	12	8	4
...	1	...	1
...
...	1	1	...
59,180	30,013	29,167	11,057	6,500	4,557	3,146	2,464	682

TABLE
Birth

DISTRICT, STATE, PROVINCE OR COUNTRY OF BIRTH.	TOTAL POPULATION.		
	Total.	Males.	Females.
B. In India beyond the Province.			
Mysore	154	88	66
Coorg	1	1	...
North Canara	27	25	2
Goa	11	11	...
Bijapur	3	3	...
Kolhapur	1	1	...
Ratnagiri	20	20	...
Bombay	182	162	20
Hyderabad	227	112	115
Nagpore	10	7	3
Jabalpore	4	4	...
Central Provinces (Unspecified)	102	58	44
Bhopal	1	1	...
Malwa	55	48	7
Bundalkhand	1	1	...
Gwalior	1	1	...
Baroda	28	19	15
Guzerat	10	10	...
Cutch	66	41	25
Marwar	2	2	...
Jeypore	15	15	...
Delhi	22	20	2
Punjab	2	2	...
Agra	17	15	2
Allahabad	11	10	1
Benares	33	26	7
Oudh	44	40	4
Rohilkund	1	1	...
North-West Provinces (Unspecified)	15	14	1
Calcutta	10	8	2
Dacca	1	1	...
Bengal (Unspecified)	54	45	9
Orissa	10	4	6
Nepaul	2	2	...
British Burmah	2	...	2
British India (Unspecified)	539	342	197
Total B.	1,684	1,154	530

XI.
place—(Continued).

TALUQS.								
Tovala.			Agastiswaram.			Eraniel.		
Total.	Males.	Females.	Total.	Males.	Females.	Total.	Males.	Females.
...	2	1	1
...
...
...	1	1
...
...	1	...	1	17	17	...
...
...
...
...
...
...
...
...
...
...
...
...
...
...
...
...	2	2
...	1	1
...	1	1
...	16	16
...	1	1
...
...
...
...
...
...
...
...	1	1
...	1	...	1
4	4	...	25	16	9
4	4	...	52	40	12	17	17	...

TABLE
Birth

DISTRICT, STATE, PROVINCE OR COUNTRY OF BIRTH.	TALUQS					
	Kalkulam.			Vilavankodu.		
	Total.	Males.	Females.	Total.	Males.	Females.
B. In India beyond the Province.						
Mysore	2	2
Coorg	2	2	...
North Canara
Goa
Bijapur
Kolhapur
Ratnagiri
Bombay
Hyderabad	5	3	2
Nagpore
Jabalpore
Central Provinces (Unspecified)
Bhopal
Malwa	5	5
Bundalkhand
Gwalior
Baroda
Guzerat
Cutch
Marwar
Jeypore
Delhi
Punjab
Agra
Allahabad
Benares	7	3	4	1	1	...
Oudh
Rohilkund
North-West Provinces (Unspecified).
Calcutta
Dacca
Bengal (Unspecified)
Orissa
Nepaul
British Burmah
British India (Unspecified)	2	1	1
Total B.	21	14	7	3	3	...

XI.

place—(Continued).

—(Continued).

Neyyattankara.			Trivandram.			Nedumangadu.		
Total.	Males.	Females.	Total.	Males.	Females.	Total.	Males.	Females.
...	21	13	8
...	3	2	1
...
...
...	8	7	1
...	87	33	54
...
...	8	5	3
...
...
...
...
...	46	27	19
...	1	1
...
...
...	13	11	2
...
...	7	6	1
...	6	6
...
...
4	4	...	16	6	10
4	4	...	216	117	99

TABLE
Birth

DISTRICT, STATE, PROVINCE OR COUNTRY OF BIRTH.	TALUQS					
	Sirayinkil.			Kottarakkara.		
	Total.	Males.	Females.	Total.	Males.	Females.
B. In India beyond the Province.						
Mysore
Coorg
North Canara
Goa
Bijapur
Kolhapur
Ratnagiri
Bombay
Hyderabad
Nagpore	2	2
Jabbalpore	2	2
Central Provinces (Unspecified)
Bhopal	1	1
Malwa	13	6	7
Bundalkhand
Gwalior	1	1
Baroda
Guzerat
Cutch
Marwar	2	2
Jeypore	5	5
Delhi	1	1
Punjab
Agra	4	4
Allahabad	4	4
Benares
Oudh	1	1
Rohilkund	1	1
North-West Provinces (Unspecified)...
Calcutta
Dacca
Bengal (Unspecified)
Orissa
Nepaul
British Burmah
British India (Unspecified)	10	1	9
Total B.	47	31	16

XI.

place—(Continued).

—(Continued).

Pattanapuram.			Shenkotta.			Quilon.		
Total.	Males.	Females.	Total.	Males.	Females.	Total.	Males.	Females.
...	85	41	44
...
...	8	8	...
...
...	84	76	8
...	131	74	57
...
...	94	53	41
...
...
...	28	13	15
...	10	10	...
...	4	2	2
...
...
...	2	2	...
...
...
...	2	2	...
...
...	4	3	1
...	10	4	6
...	1	1	...
...	1	...	1
2	2	...	9	8	1	9	6	3
2	2	...	9	8	1	473	295	178

TABLE
Birth

DISTRICT, STATE, PROVINCE OR COUNTRY OF BIRTH.	TALUQS					
	Kunnattur.			Karunagappalli.		
	Total.	Males.	Females.	Total.	Males.	Females.
B. In India beyond the Province.						
Mysore
Coorg
North Canara
Goa
Bijapur
Kolhapur
Ratnagiri
Bombay
Hyderabad
Nagpore
Jabalpore
Central Provinces (Unspecified)
Bhopal
Malwa
Bundalkhand
Gwalior
Baroda
Guzerat
Cutch
Marwar
Jeypore
Delhi
Punjab
Agra
Allahabad
Benares	2	...	2
Oudh
Rohilkund
North-West Provinces (Unspecified)...	3	2	1
Calcutta
Dacca
Bengal (Unspecified)
Orissa
Nepaul
British Burmah
British India (Unspecified)
Total B.	5	2	3

TABLE
Birth

DISTRICT, STATE, PROVINCE OR COUNTRY OF BIRTH.	TALUQS					
	Tiruvalla.			Ambalappula.		
	Total.	Males.	Females.	Total.	Males.	Females.
B. In India beyond the Province.						
Mysore	9	6	3
Coorg
North Canara
Goa
Bijapur
Kolhapur
Ratnagiri	20	20	...
Bombay	23	20	3
Hyderabad	1	1	...
Nagpore
Jabbalpure	1	1	...
Central Provinces (Unspecified)
Bhopal
Malwa	87	87	...
Bundalkhand
Gwalior
Baroda
Guzerat
Cutch	16	12	4
Marwar
Jeypore	4	4	...
Delhi	3	3	...
Punjab
Agra
Allahabad
Benares	5	5	...
Oudh	12	12	...
Rohilkund
North-West Provinces (Unspecified)...	1	1	...
Calcutta
Dacca
Bengal (Unspecified)	3	3	...
Orissa
Nepaul
British Burmah
British India (Unspecified)	12	11	1
Total B.	147	136	11

XI.

place—(Continued).

—(Continued).

Sherttala.			Vykkam.			Ettumanur.		
Total.	Males.	Females.	Total.	Males.	Females.	Total.	Males.	Females.
2	1	1
...
1	1	2	2	...
...
1	1	...	4	4	...	3	3	...
...
...
...
...	1	1
...
...
1	1
...
1	1	...	1	1
...
...	3	2	1
...	1	1
...
...
4	4	...	20	15	5	6	6	...
10	9	1	30	24	6	11	11	...

TABLE
Birth

DISTRICT, STATE, PROVINCE OR COUNTRY OF BIRTH.	TALUQS					
	Kottayam.			Changanacheri.		
	Total.	Males.	Females.	Total.	Males.	Females.
B. In India beyond the Province.						
Mysore
Coorg
North Canara
Goa
Bijapur
Kolhapur
Ratnagiri
Bombay
Hyderabad
Nagpore
Jabbspore
Central Provinces (Unspecified)
Bhopal
Malwa
Bundalkhand
Gwalior
Baroda
Guzerat
Cutch
Marwar
Jeypore
Delhi
Punjab
Agra
Allahabad
Benares	...	1	1
Ondh
Rohilkund
North-West Provinces (Unspecified)
Calcutta
Dacca
Bengal (Unspecified)
Orissa
Nepaul
British Burmah
British India (Unspecified)	17	14	3
Total B.	1	...	1	17	14	3

TABLE
Birth

DISTRICT, STATE, PROVINCE OR COUNTRY OF BIRTH.	TALUQS					
	Kunnattunadu.			Alangadu.		
	Total.	Males.	Females.	Total.	Males.	Females.
B. In India beyond the Province.						
Mysore
Coorg
North Canara	...	12	11	1
Goa
Bijapur
Kolhapur
Ratnagiri
Bombay
Hyderabad
Nagpore
Jabbalpore
Central Provinces (Unspecified)
Bhopal
Malwa
Bundalkhand
Gwalior
Baroda
Guzerat
Cutch
Marwar
Jeypore
Delhi
Punjab
Agra
Allahabad
Benares
Oudh
Rohilkund
North-West Provinces (Unspecified).
Calcutta
Dacca
Bengal (Unspecified)
Orissa
Nepaul
British Burmah
British India (Unspecified)	...	28	28	...	1	1
Total B.	...	40	39	1	1	...

TABLE
Birth

DISTRICT, STATE, PROVINCE OR COUNTRY OF BIRTH.	TOTAL POPULATION.		
	Total.	Males.	Females.
C. In Asia beyond India.			
Ceylon	131	107	24
Singapore	1	1	...
Java	1	1	...
China	3	3	...
Afghanistan	9	9	...
Persia	1	1	...
Arabia	93	86	7
Total C.	239	208	31
D. In Europe.			
Italy	9	9	...
Spain	9	6	3
France	2	1	1
Germany	3	3	...
Belgium	1	...	1
England	71	42	29
Scotland	16	11	5
Ireland	15	8	7
Wales	2	2	...
Holland	1	1	...
Europe (Unspecified)	21	16	5
Total D.	150	99	51
E. In Africa.			
Africa (Unspecified) E.	2	2	...
F. In America.			
The United States	2	2	...
Canada	5	5	...
America (Unspecified)	2	2	...
Total F.	9	9	...
Total	2,557,786	1,290,415	1,267,321

XI.

place—(Continued).

TALUQS.								
Tovala.			Agastiswaram.			Eraial.		
Total.	Males.	Females.	Total.	Males.	Females.	Total.	Males.	Females.
...	20	10	10
...
...
...
...
...
...	20	10	10
...
...	1	1	...	1	1	...
...	1	1	...
...
...
...
1	1	...	4	3	1	5	1	4
...	4	2	2
...
...
...
...	2	2	...	3	3	...
1	1	...	11	8	3	10	6	4
...
...
...
...
29,751	14,489	15,262	87,241	43,226	44,015	105,098	52,883	52,215

TABLE
Birth

DISTRICT, STATE, PROVINCE OR COUNTRY OF BIRTH.	TALUQS					
	Kalkulam.			Vilavankodu.		
	Total.	Males.	Females.	Total.	Males.	Females.
C. In Asia beyond India.						
Ceylon ...	2	1	1
Singapore
Java
China
Afghanistan
Persia
Arabia
Total C. ...	2	1	1
D. In Europe.						
Italy	1	1	...
Spain
France
Germany
Belgium
England
Scotland
Ireland
Wales	1	1	...
Holland
Europe (Unspecified) ...	2	1	1	1	1	...
Total D. ...	2	1	1	3	3	...
E. In Africa.						
Africa (Unspecified) E.
F. In America.						
The United States
Canada
America (Unspecified)
Total F.
Total ...	59,474	29,834	29,640	68,521	35,202	33,319

XI.

place—(Continued).

—(Continued).

Neyattankara.			Trivandram.			Nedumangadu.		
Total.	Males.	Females.	Total.	Males.	Females.	Total.	Males.	Females.
...	15	14	1
...
...
...	5	5
...	1	1
...	21	20	1
...
...	3	...	3
...
...
2	1	1	11	6	5
...	4	4
...	6	2	4
...	1	1
...	4	1	3	2	1	1
2	1	1	29	14	15	2	1	1
...
...
...	5	5
...
...	5	5
110,755	56,953	53,802	111,938	56,909	55,029	55,497	27,857	27,640

TABLE
Birth

DISTRICT, STATE, PROVINCE OR COUNTRY OF BIRTH.	TALUQS					
	Sirayinkil.			Kottarakkara.		
	Total.	Males.	Females.	Total.	Males.	Females.
C. In Asia beyond India.						
Ceylon
Singapore
Java
China
Afghanistan
Persia
Arabia
Total C.
D. In Europe.						
Italy
Spain
France
Germany
Belgium
England
Scotland
Ireland
Wales
Holland
Europe (Unspecified)
Total D.
E. In Africa.						
Africa (Unspecified) E.
F. In America.						
The United States
Canada
America (Unspecified)
Total F.
Total ...	97,995	48,271	49,724	71,517	36,055	35,462

XI.

place—(Continued).

—(Continued).

Pattanapuram.			Shenkotta.			Quilon.		
Total.	Males.	Females.	Total.	Males.	Females.	Total.	Males.	Females.
...	76	67	9
...	1	1	...
...
...
...	38	37	1
...	115	105	10
1	1	2	2	...
...
...
...	1	...	1
2	2	...	4	2	2	15	6	9
3	2	1	2	1	1
...	2	1	1
...
...	5	5	...
6	5	1	5	2	3	26	15	11
...
...
...
...
39,447	19,858	19,589	32,088	15,700	16,388	121,935	60,832	61,103

TABLE

Birth

DISTRICT, STATE, PROVINCE OR COUNTRY OF BIRTH.	TALUQS					
	Kunnattur.			Karunagappalli.		
	Total.	Males.	Females.	Total.	Males.	Females.
C. In Asia beyond India.						
Ceylon	1	1	...
Singapore
Java
China
Afghanistan
Persia
Arabia
Total C.	1	1	...
D. In Europe.						
Italy
Spain
France
Germany
Belgium
England
Scotland
Ireland
Wales
Holland
Europe (Unspecified)
Total D.
E. In Africa.						
Africa (Unspecified) E.
F. In America.						
The United States
Canada
America (Unspecified)
Total F.
Total ...	73,529	37,397	36,132	108,826	52,862	55,964

TABLE
Birth.

DISTRICT, STATE, PROVINCE OR COUNTRY OF BIRTH.	TALUQS					
	Tiruvalla.			Ambalappula.		
	Total.	Males.	Females.	Total.	Males.	Females.
C. In Asia beyond India.						
Ceylon	6	6	...
Singapore	1	1	...
Java
China
Afghanistan
Persia	1	1	...
Arabia	43	40	3
Total C.	51	48	3
D. In Europe.						
Italy
Spain	1	1	...
France	1	...	1
Germany
Belgium
England	5	4	1
Scotland	3	2	1
Ireland	1	1	...
Wales
Holland
Europe (Unspecified)
Total D.	11	8	3
E. In Africa.						
Africa (Unspecified) E.	2	2	...
F. In America.						
The United States	2	2	...
Canada
America (Unspecified)	1	1	...
Total F.	3	3	...
Total	122,142	62,514	59,628	94,745	46,909	47,836

TABLE
Birth

DISTRICT, STATE, PROVINCE OR COUNTRY OF BIRTH.	TALUQS					
	Kottayam.			Changanacheri.		
	Total.	Males.	Females.	Total.	Males.	Females.
C. In Asia beyond India.						
Ceylon ...	2	...	2
Singapore
Java
China
Afghanistan
Persia
Arabia
Total C. ...	2	...	2
D. In Europe.						
Italy
Spain ...	1	1
France
Germany
Belgium
England ...	8	5	3
Scotland
Ireland ...	2	1	1
Wales
Holland
Europe (Unspecified)
Total D. ...	11	7	4
E. In Africa.						
Africa (Unspecified) E.
F. In America.						
The United States
Canada
America (Unspecified)
Total F.
Total ...	77,094	39,229	37,865	74,722	38,596	36,126

TABLE
Birth

DISTRICT, STATE, PROVINCE OR COUNTRY OF BIRTH.	TALUQS					
	Kunnattunadu.			Alangadu.		
	Total.	Males.	Females.	Total.	Males.	Females.
C. In Asia beyond India.						
Ceylon
Singapore
Java
China
Afghanistan	1	1	...
Persia
Arabia
Total C.	1	1	...
D. In Europe.						
Italy
Spain
France
Germany
Belgium
England	1	1	...
Scotland
Ireland
Wales
Holland
Europe (Unspecified)
Total D.	1	1	...
E. In Africa.						
Africa (Unspecified) E.
F. In America.						
The United States
Canada
America (Unspecified)
Total F.
Total	114,049	57,216	56,833	70,958	35,944	35,014

XI.

place—(Continued).

—(Continued).

Parur.			Cardamom Hills.			Periyar and Thekkadi.		
Total.	Males.	Females.	Total.	Males.	Females.	Total.	Males.	Females.
...	3	3	...	6	5	1
...
...	2	2	...	1	1	...
...	2	2	...
...
11	8	3
11	8	3	5	5	...	9	8	1
3	3
3	3
1	1
2	2	...	1	1
...
...	9	6	3	3	3	...
...
...	1	1	...
1	1
...
10	10	...	10	7	3	4	4	...
...
...
...
1	1
1	1
59,278	30,082	29,196	11,413	6,714	4,699	3,295	2,588	707

TABLE
Persons of Unsound Mind,

Number.	TALUQ.	TOTAL INSANE.		
		Total.	Males.	Females.
1	2	3	4	5
1	Tovala	5	5	...
2	Agastiswaram	22	10	12
3	Eranial	7	7	...
4	Kalkulam	6	3	3
5	Vilavankodu	3	1	2
6	Neyattankara	16	11	5
7	Trivandram	95	69	26
8	Nedumangadu	6	3	3
9	Sirayinkil	15	5	10
10	Kottarakkara	8	4	4
11	Pattanapuram	2	...	2
12	Shenkotta	2	2	...
13	Quilon	14	6	8
14	Kunnattur	5	1	4
15	Karunagappalli	21	15	6
16	Kartigappalli	15	11	4
17	Mavellikkara	16	10	6
18	Chenganur	8	6	2
19	Tiruvalla	16	9	7
20	Ambalappula	14	9	5
21	Sherttala	10	6	4
22	Vykkam	23	10	13
23	Ettumanur	4	3	1
24	Kottayam	9	6	3
25	Changanacheri	13	8	5
26	Meenachal	13	10	3
27	Muvattupula	7	5	2
28	Todupula
29	Kunnattunadu	3	1	2
30	Alangadu	6	5	1
31	Parur	7	5	2
	Cardamom Hills	3	3	...
	Periyar & Thekkadi
	Total	394	249	145

TABLE
Persons of Unsound Mind,

Number.	TALUQ.	DISTRIBUTION					
		25—29.		30—34.		35—39.	
		Males.	Females.	Males.	Females.	Males.	Females.
1	2	16	17	18	19	20	21
1	Tovala ...	1	1	...
2	Agastiswaram ...	2	1	2	2	...	2
3	Eranial ...	2	...	1	...	1	...
4	Kalkulam	1
5	Vilavankodu
6	Neyattankara ...	1	...	1	1	2	1
7	Trivandram ...	13	1	10	5	10	4
8	Nedumangadu ...	1	1	1
9	Sirayinkil	2	...	1
10	Kottarakkara ...	1	1
11	Pattanapuram	1
12	Shenkotta	1
13	Quilon ...	2	2	2	2
14	Kunnattur	1	1
15	Karunagappalli	1	1	3	1
16	Kartigappalli	2	1	1	1	...
17	Mavellikara	2	1
18	Chenganur
19	Tiruvalla ...	1	1
20	Ambalappula ...	1	1	1	...	1	...
21	Sherttala ...	1	...	1	1	1	...
22	Vykkam ...	1	1	...	2
23	Ettumanur	1	1
24	Kottayam ...	1	1	1	1
25	Changanacheri ...	3	1	...
26	Meenachal	1	...	1	1
27	Muvattupula ...	1	1	1
28	Todupula
29	Kunnattunadu
30	Alangadu ...	2	...	1	...	1	...
31	Parur	1	...
	Cardamom Hills	2
	Periyar & Thekkadi
	Total ...	34	12	26	16	29	19

XII.

by Age—(Continued).

BY AGE—(Continued).

40—44.		45—49.		50—54.		55—59.		60 and over.	
Males.	Females.	Males.	Females.	Males.	Females.	Males.	Females.	Males.	Females.
22	23	24	25	26	27	28	29	30	31
2	...	1
2	3	2	1	2
...
2	1	1	...
...	1
1	1	1	1
12	4	8	4	6	2	2	1	1	3
1	1
...	...	1	2	...	1	1
...	1	...	1	1	...
...	1
...	...	1
...	1	...	1	1	1
...	1
2	...	2	2	1	2	1
1	1	1	1
1	1	3	...	1	1	3	2
1	...	2	...	2	1	2	2	1	...
1	2	2	...	1	...	1	2	1	1
...	2	3	1	1	...
...	1	1
1	3	2	1	1	1	1	3
...
1	...	1	1
2	2	1	1	...	2
4	1	2	1	2	...
...	1	1
...
...	1
...	...	1	1
1	...	1	1	2	...
...	...	1
...
35	19	30	18	19	10	11	11	13	14

TABLE
Deaf-Mutes,

Number.	TALUQ.	TOTAL DEAF-MUTES.		
		Total.	Males.	Females.
1	2	3	4	5
1	Tovala	6	2	4
2	Agastiswaram	43	19	24
3	Eranial	20	14	6
4	Kalkulam	31	16	15
5	Vilavankodu	18	11	7
6	Neyattankara	56	38	18
7	Trivandram	27	15	12
8	Nedumangadu	22	15	7
9	Sirayinkil	46	20	26
10	Kottarakkara	23	15	8
11	Pattanapuram	9	3	6
12	Shenkotta
13	Quilon	50	33	17
14	Kunnattur	19	12	7
15	Karunagappalli	29	16	13
16	Kartigappalli	22	14	8
17	Mavellikara	19	11	8
18	Chenganur	12	8	4
19	Tiruvalla	30	15	15
20	Ambalappula	29	17	12
21	Sherattala	28	18	10
22	Vykkam	43	23	20
23	Ettumanur	6	4	2
24	Kottayam	42	23	19
25	Changanacheri	29	16	13
26	Meenachal	29	20	9
27	Muvattupula	21	15	6
28	Todupula	8	4	4
29	Kunnattunadu	11	8	3
30	Alangadu	7	8	4
31	Parur	10	7	3
	Cardamom Hills
	Periyar & Thekkadi
	Total	745	435	310

XIII.
by Age.

DISTRIBUTION BY AGE.

0-4.		5-9.		10-14.		15-19.		20-24.	
Males.	Females.	Males.	Females.	Males.	Females.	Males.	Females.	Males.	Females.
6	7	8	9	10	11	12	13	14	15
...	1
1	...	5	2	3	5	1	...	4	2
2	3	...	2	4	...	1	...
2	1	2	4	3	4	4	1	1	2
...	...	2	...	2	...	2	1	1	1
2	...	10	1	3	2	4	4	2	2
...	1	2	2	2	2	5	2	2	1
...	...	4	...	1	2	4	...
1	2	3	2	3	4	2	4	3	3
1	...	3	2	2	...	2	2	1	1
...	1
...
...	...	2	2	2	1	2	2	2	1
...	...	3	...	2	4	2
...	...	2	...	2	2	2	2	...	1
...	...	1	...	2	...	3	1	1	1
...	2	1	1	...	1	...	1
...	1	1	2	1
...	...	2	1	1	2	2	3	3	2
...	...	2	3	1	...	1	...	1	1
...	2	...	1	...	2	1
1	...	1	3	3	2	2	1
...	2	1
...	...	4	2	3	2	3	1	3	...
1	...	1	...	2	...	1	...	2	2
1	...	3	...	3	1	1	1	4	...
1	...	1	2	1	...	4	...	2	2
...	...	1	1	2	1	...	1
...	2	...	1	1	1	...
...	1	...	1	1	...	2
...	2	...	1	...	1	2
...
...
13	5	55	33	51	32	52	29	47	33

TABLE
Deaf-Mutes,

Number.	TALUQ.	DISTRIBUTION					
		25—29.		30—34.		35—39.	
		Males.	Females.	Males.	Females.	Males.	Females.
1	2	16	17	18	19	20	21
1	Tovala	1	...
2	Agastiswaram ...	1	5	2	2	...	1
3	Eranial ...	1	1	2
4	Kalkulam ...	1	...	2	1
5	Vilavankodu ...	1	2	2	1
6	Neyattankara ...	4	1	3	2	1	1
7	Trivandram ...	2	1	...	1	1	1
8	Nedumangadu	2	2	...
9	Sirayinkil ...	3	1	2	1	1	1
10	Kottarakkara	1	2	1	...
11	Pattanamuram	1	1	1
12	Shenkotta
13	Quilon ...	3	2	5	1	4	...
14	Kunnattur ...	1	...	2	1	...	2
15	Karunagappalli ...	1	1	3	3	2	...
16	Kartigappalli	1	...	2	...	1
17	Mavelikkara ...	1	1	3	1
18	Chenganur	1	1	...
19	Tiruvalla ...	2	1	1	1	1	...
20	Ambalappula ...	1	2	1	2	2	...
21	Sherttala ...	2	2	2	1	1	1
22	Vykkam ...	5	2	...	1	2	4
23	Ettumanur	1	1
24	Kottayam ...	3	...	1	2	...	2
25	Changanacheri ...	2	2	2	...	2	...
26	Meenachal ...	1	1	1	3	1	...
27	Muvattupula ...	1	1	1	...
28	Todupula ...	1
29	Kunnattunadu	1	1
30	Alangadu ...	1	1
31	Parur	1
	Cardamom Hills
	Periyar & Thekkadi.
	Total ...	38	27	33	32	30	18

XIII.

by Age—(Continued).

BY AGE—(Continued).

40—44.		45—49.		50—54.		55—59.		60 and over.	
Males.	Females.	Males.	Females.	Males.	Females.	Males.	Females.	Males.	Females.
22	23	24	25	26	27	28	29	30	31
...	1	3
...	3	1	1	...	1	3
1	...	2	...	1
...	1	1	1
...	1	1	1
1	2	2	1	3	...	3	2
...	1	1	...
1	1	1	1	...	2	1
...	1	...	3	1	2	1	2
1	1	1	2	...
1	1	...	1	...	1	1	...
...
3	3	1	...	3	3	1	1	5	1
...	1	...	1
...	2	2	...	1	2	1	...
3	1	1	...	2	1	1
1	...	1	...	3	1	...
...	...	1	1	1	...	2	...	1	1
...	1	1	...	1	1	3
3	...	1	2	4	2
1	2	1	...	1	1	1	1	4	1
4	1	1	2	1	1	...	1	3	2
...	1	...
1	2	1	1	...	1	...	3	4	3
...	3	1	1	...	1	1	...	1	4
2	3	2	1	...
3	1	1
...	1
1	...	1	1	1	...
...
...	1	1	1
...
...
27	27	17	16	20	20	11	7	41	31

TABLE
Blind,

Number.	TALUQ.	TOTAL BLIND.		
		Total.	Males.	Females.
1	2	3	4	5
1	Tovala	11	4	7
2	Agastiswaram	49	27	22
3	Eranial	26	22	4
4	Kalkulam	20	14	6
5	Vilavankodu	23	9	14
6	Neyattankara	63	30	33
7	Trivandram	61	40	21
8	Nedumangadu	50	28	22
9	Sirayinkil	68	38	30
10	Kottarakkara	58	37	21
11	Pattanapuram	9	6	3
12	Shenkotta
13	Quilon	64	37	27
14	Kunnattur	21	14	7
15	Karunagappalli	29	19	10
16	Kartigappalli	44	22	22
17	Mavellikara	35	25	10
18	Chenganur	25	17	8
19	Tiruvalla	33	20	13
20	Ambalappula	26	13	13
21	Shertala	27	13	14
22	Vykkam	28	21	7
23	Ettumanur	12	4	8
24	Kottayam	22	15	7
25	Changanacheri	35	22	13
26	Meenachal	37	23	14
27	Muvattupula	65	38	27
28	Todupula	5	1	4
29	Kunnattuadu	18	9	9
30	Alangadu	15	10	5
31	Parur	38	20	18
	Cardamom Hills
	Periyar and Thekkadi
	Total	1,017	598	419

XIV.
by Age.

DISTRIBUTION BY AGE.

0-4.		5-9.		10-14.		15-19.		20-24.	
Males.	Females.	Males.	Females.	Males.	Females.	Males.	Females.	Males.	Females.
6	7	8	9	10	11	12	13	14	15
...	1	1	1	...
...	1	1	1	1	1
1	1	...	1	...
1	...	1	1	...	2	1
...	1	1	...
1	...	1	..	3	2	...	2	1	2
...	1	...	1	2	2	2	2	4	2
...	2	3	1	3	1	5	2	3	2
1	1	2	2	3	...	4	1	...	2
4	1	2	1	4	2	1	1
1	...	1	...	1	1	...
...
1	...	4	2	1	5	3	...	4	1
2	...	1	1	1	1	1
1	...	1	1	...	2	1
...	...	2	1	2	...	2	2	...	1
...	...	1	1	2	1	5	...
...	...	3	...	3	2	2	1
...	...	2	2	1	2	...
1	...	2	1
...	1	1	1	...	1	2
2	1	1	...	2	1	4	1	1	1
...	2	1	1	...
...	...	1	...	1	...	3	...	1	1
1	...	2	...	1	1	2	...	1	...
2	...	1	1	2	1	5	1	3	...
...	...	1	...	2	2	3	...	2	3
...	1	2	1
...	...	1	1	1	1	1
...	1	1	1
1	...	1	2	3	2
...
...
20	10	35	16	36	20	40	17	45	29

TABLE
Blind,

Number.	TALUQ.	DISTRIBUTION					
		25-29.		30-34.		35-39.	
		Males.	Females.	Males.	Females.	Males.	Females.
1	2	16	17	18	19	20	21
1	Tovala
2	Agastiswaram	2	1	2	4	3	1
3	Eranial	2	...	1	...	3	...
4	Kalkulam	1	1	1	1
5	Vilavankodu	...	1	2	...
6	Neyyattankara	2	5	2	2	3	4
7	Trivandram	1	1	3	2	2	2
8	Nedumangadu	1	3	1	1	...	2
9	Sirayinkil	2	2	3	4	4	3
10	Kottarakkara	...	3	2	2	4	1
11	Pattanapuram	1	1
12	Shenkotta
13	Quilon	1	...	1	2	3	1
14	Kunnattur	2	1	...	1	3	1
15	Karunagappalli	2	1	3	1
16	Kartigappalli	...	2	2
17	Mavelikkara	1	1	1	...	1	1
18	Chenganur	2	1	2
19	Tiruvalla	...	1	2	1	1	...
20	Ambalappula	2	2	2	...
21	Sherttala	1	1	3	1	4	1
22	Vyckam	2	1	1	...	2	...
23	Ettumanur	2	2
24	Kottayam	3	1	...	1	1	...
25	Changanacheri	1	...	1	1	2	...
26	Meenachal	1	2	2	2	2	1
27	Muvattupula	7	3	5	3	2	3
28	Todupula	1
29	Kunnattunadu	2	2	...
30	Alangadu	...	1	2
31	Parur	...	1	2	2	3	1
	Cardamom Hills
	Periyar & Thekkadi.
	Total	37	33	38	34	54	29

XIV.

by Age—(Continued).

BY AGE—(Continued).

40—44.		45—49.		50—54.		55—59.		60 and over.	
Males.	Females.	Males.	Females.	Males.	Females.	Males.	Females.	Males.	Females.
22	23	24	25	26	27	28	29	30	31
...	...	1	...	1	6
1	1	4	1	2	2	3	5	8	4
4	1	7	1	2	2
2	...	1	1	2	1	...	1	2	...
...	...	2	4	2	3	2	5
1	2	3	1	2	1	3	4	8	8
6	3	7	...	3	3	3	3	7	1
4	3	...	1	5	2	3	2
2	...	6	1	4	2	1	4	6	8
1	1	5	...	4	3	4	...	6	6
...	1	1	1
...
3	3	4	1	3	9	12
...	2	1	...	1	2	...
4	...	1	1	2	1	...	2	2	3
1	1	...	3	2	2	4	...	7	10
1	...	3	2	3	...	2	...	5	4
...	...	2	1	4	2
2	1	1	2	2	...	7	6
...	1	1	1	2	2	...	1	3	5
...	1	1	1	...	1	2	1	...	3
1	1	4	2
...	1	1	...	2
...	...	1	1	...	2	...	1	4	...
2	2	1	...	2	1	1	1	5	7
1	2	...	1	2	2	2	1
2	4	2	...	2	1	2	1	8	7
...
...	1	1	...	1	...	3	3
1	1	1	...	1	...	1	...	3	1
1	...	3	1	1	1	5	8
...
...
40	28	50	20	54	33	32	32	117	118

TABLE
Lepers,

Number.	TALUQ.	TOTAL LEPEERS.		
		Total.	Males.	Females.
1	2	3	4	5
1	Tovala	6	6	...
2	Agastiswaram	14	13	1
3	Eranial	12	12	...
4	Kalkulam	9	6	3
5	Vilavankodu	15	7	8
6	Neyattankara	49	33	16
7	Trivandram	34	23	11
8	Nedumangadu	52	39	13
9	Sirayinkil	48	41	7
10	Kottarakkara	54	42	12
11	Pattanapuram	11	8	3
12	Shenkotta
13	Quilon	85	70	15
14	Kunnattur	29	22	7
15	Karunagappalli	65	42	23
16	Kartigappalli	117	79	38
17	Mavellikara	18	11	7
18	Chenganur	10	7	3
19	Tiruvalla	25	18	9
20	Ambalappula	45	36	9
21	Sherdtala	79	54	25
22	Vykkam	42	28	14
23	Ettumanur	11	4	7
24	Kottayam	11	5	6
25	Changanacheri	24	19	5
26	Meenachal	15	9	6
27	Muvattupula	15	8	7
28	Todupula	4	2	2
29	Kunnattunadu	19	12	7
30	Alangadu	20	11	9
31	Parur	22	12	10
	Cardamom Hills	8	7	1
	Periyar and Thekkadi
	Total	968	684	284

XV.
by Age.

DISTRIBUTION BY AGE.

0-4.		5-9.		10-14.		15-19.		20-24.	
Males.	Females.	Males.	Females.	Males.	Females.	Males.	Females.	Males.	Females.
6	7	8	9	10	11	12	13	14	15
...	1
...	1
...	1	...
...	1
1	2	1	1
1	1	2	...	2	...	1	...	1	...
...	2	...	1	...	1	2
...	1	...	1	...	1	2
...	1	1	2	3	...
...	1
...
...	...	1	...	1	...	3	2	5	3
...	...	1	1	...	1
...	1	...	2	1
...	1	...	1	1	1
...	1	...	1	...	1	1	1
...	1	1	...	2	1	2	1
...	2	3	1
1	1	2	3	3	1	3	3	5	3
...	1	1	1	1	...	3	2
...	1	1	...
...	1	2	1
...	1	1	...	3	1
...	2
...	1	...	1
...	1	1	...
...	1	1	1	1	1
...	...	1	...	2	1	3	1	...	1
...	2	...	1	1	1	2	...
...	...	1	...	1	...	2
...
3	5	10	9	20	11	29	21	39	23

TABLE
Lepers,

Number.	TALUQ.	DISTRIBUTION					
		25—29.		30—34.		35—39.	
		Males.	Females.	Males.	Females.	Males.	Females.
		16	17	18	19	20	21
1	Tovala	2
2	Agastiswaram	3	2	...
3	Eranial	1	...	4	...	2	...
4	Kalkulam	3	1
5	Vilavankodu	3	1	3	1
6	Neyattankara	5	2	2	1	4	1
7	Trivandram	4	...	1	1	...	4
8	Nedumangadu	2	...	4	2	4	...
9	Sirayinkil	2	1	4	1	7	1
10	Kottarakkara	5	2	3	1	4	3
11	Pattanapuram	1	...	2	1
12	Shenkotta
13	Quilon	2	1	7	2	11	1
14	Kunnattur	1	1	3	...	3	...
15	Karunagappalli	3	1	3	2	4	3
16	Kartigappalli	5	4	16	8	9	2
17	Mavellikara	...	1	...	2	2	1
18	Chenganur	1	1
19	Tiruvalla	1	2	2	...
20	Ambalappula	1	2	6	...	8	1
21	Sherttala	4	...	4	4	9	1
22	Vykkam	7	...	5	2	3	2
23	Ettumanur	...	1	1	1
24	Kottayam	1	1
25	Changanancheri	4	1
26	Meenachal	1	1	1	1	...	1
27	Muvattupula	1	...	2	...	1	...
28	Todupula	...	1	...	1
29	Kunnattunadu	...	1	2	...	2	1
30	Alangadu	1	...	2	...	1	...
31	Parur	2	2	2
	Cardamom Hills	2
	Periyar & Thekkadi.
	Total	61	22	76	31	91	28

XV.

by Age—(Continued).

BY AGE—(Continued).

40—44.		45—49.		50—54.		55—59.		60 and over.	
Males.	Females.	Males.	Females.	Males.	Females.	Males.	Females.	Males.	Females.
22	23	24	25	26	27	28	29	30	31
1	...	2
3	1	...	1	...	2	1
...	...	2	2	...
...	1	1	1	2	...
1	1	1	...	2	...	1
8	...	2	5	4	1	2	2	4	1
2	1	5	3	3	1	1
8	1	5	2	6	4	4	...	2	2
6	1	7	...	4	1	3	...	5	...
6	...	6	2	3	1	2	...	9	...
2	1	3
...
12	1	5	1	7	2	3	...	13	2
1	2	3	1	4	2	2	...	4	...
5	3	8	4	3	4	4	2	6	...
11	3	15	4	9	5	6	2	2	3
4	2	1	1
1	3	...
4	...	2	1	1	...	1	3
6	...	2	3	2	...	1	...	5	2
4	2	5	2	7	2	2	1	5	2
3	2	...	2	1	1	1	...	3	1
...	2	1	3
...	2	1	1	1
1	1	2	1	2	...	1	...	5	...
2	1	1	...	2	1	...	1
2	3	...	1	2	1
...
...	...	1	...	2	...	2	...	1	2
1	2	...	1	...	1	...	1	...	1
2	3	1	1	1	...	1	...
...	1	1
...
96	33	79	33	64	30	38	11	78	27

TABLE
Castes, Tribes and Races, by

NAME AND CLASSIFICATION.					STATE TOTAL.			
CLASS.	GROUP.	CASTE, &C.	No. of recorded sub-divisions.	Religion.	Total.	Males.	Females.	
1	2	3	4	5	6	7	8	
A. Agricultural.	I. Military and Dominant.	1 Nair ...	75	Hindu...	483,725	241,598	242,127	
		2 Ambalakāran...	...	" ...	1	1	...	
		3 Kartāvu	" ...	97	55	42	
		4 Koiltamburan...	...	" ...	101	58	43	
		5 Kshatrya ...	7	" ...	1,276	653	623	
		6 Mahratta	" ...	93	50	43	
		7 Maravar ...	7	" ...	5,642	2,889	2,753	
		8 Pandāla	" ...	71	36	35	
		9 Rajaput ...	1	" ...	20	13	7	
		10 Raju ...	1	" ...	52	30	22	
		11 Sāmantakar	" ...	188	97	91	
		12 Tampān	" ...	286	144	142	
		13 Tirumulpād	" ...	410	232	178	
		14 Unniyādiri	" ...	94	51	43	
		15 Vellōdi	" ...	44	18	26	
		Total Group 1	492,100	245,925	246,175	
		2(a). Other Agricultural land-holding classes.	1 Gavarulu	Hindu...	12	7	5
			2 Karayālar	" ...	58	27	31
			3 Kattāran	" ...	5	3	2
			4 Kodipattan	" ...	423	210	213
	5 Kuruni	" ...	7	7	...	
	6 Lōti	" ...	1	1	...	
	7 Mālli	" ...	1	1	...	
	8 Mudali ...		5	" ...	926	437	489	
	9 Pandi Sudra ...		8	" ...	5,144	2,511	2,633	
	10 Valamalu	" ...	5	2	3	
	11 Vellala ...		14	" ...	44,886	22,808	22,078	
	Total Group 2(a)...	51,468	26,014	25,454		

XVI.

Nationality or Traditional Occupation.

TALUQS.								
Tovala.			Agastiswaram.			Eraniel.		
Total.	Males.	Females.	Total.	Males.	Females.	Total.	Males.	Females.
9	10	11	12	13	14	15	16	17
322	156	166	1,578	797	781	4,848	2,422	2,426
...
...
88	18	20	29	19	10	12	5	7
...	3	1	2
881	415	416	965	502	463	60	20	40
...
...
...	8	4	4
...
...
...
...
...
...
1,191	589	602	2,580	1,322	1,258	4,923	2,448	2,475
...
...
...
...
...
...
23	7	16	486	245	241	35	18	17
1,008	443	565	645	322	323	83	36	47
...
7,219	3,490	3,729	11,021	5,428	5,593	1,648	784	864
...
8,250	3,940	4,310	12,152	5,995	6,157	1,766	838	928

TABLE
Castes, Tribes and Races, by

CLASS.		GROUP.	CASTE, &C.	TALUQS					
				Kalkulam.			Vilavankodu.		
				Total.	Males.	Females.	Total.	Males.	Females.
1	2	3	18	19	20	21	22	23	
A. Agricultural.		1. Military and Dominant.	1 Nair ...	8,266	4,144	4,122	13,213	6,873	6,340
			2 Ambalakāran...
			3 Kartāvu
			4 Koiltamburān...
			5 Kshatrya
			6 Mahratta
			7 Maravar ...	36	17	19	11	8	3
			8 Pandāla
			9 Rajaput
			10 Raju
			11 Sāmantakar
			12 Tampān
			13 Tirumulpād
			14 Unniyādiri
			15 Vellōdi
			Total Group 1 ...	8,302	4,161	4,141	13,224	6,881	6,343
		2 (a). Other Agricultu- ral land-holding classes.	1 Gavarulu
			2 Karayālar
			3 Kattāran
			4 Kodipattan
5 Kuruni		
6 Lōti		
7 Mālli		
8 Mudali ...	29		13	16	51	26	25		
9 Pāndi Sudra ...	35		20	15	27	15	12		
10 Valamalu		
11 Vellāla ...	1,174	573	601	777	407	370			
	Total Group 2 (a)..	1,238	606	632	855	448	407		

XVI.

Nationality or Traditional Occupation—(Continued).

—(Continued).

Neyyattankara.			Trivandram.			Nedumangadu.		
Total.	Males.	Females.	Total.	Males.	Females.	Total.	Males.	Females.
24	25	26	27	28	29	30	31	32
29,503	14,956	14,547	31,124	15,543	15,581	15,492	7,501	7,991
...	1	1
...
...
19	5	14	862	175	187
...	44	25	19
4	4	...	41	34	7	42	15	27
13	8	5	18	9	9
...
...	19	12	7
...	6	2	4
...	1	1
...	4	4
...
...
29,539	14,973	14,566	31,620	15,806	15,814	15,534	7,516	8,018
...
...
...	3	2	1	20	8	12
...
...
...
...	97	40	57	4	2	2
96	62	84	1,007	483	524	155	70	85
...
774	432	342	5,088	2,736	2,352	1,714	920	794
870	494	376	6,195	3,261	2,934	1,893	1,000	893

TABLE
Castes, Tribes and Races, by

CLASS.	GROUP.	CASTE, &c.	TALUQS					
			Sirayinkil.			Kottarakkara.		
			Total.	Males.	Females.	Total.	Males.	Females.
1	2	3	33	34	35	36	37	38
A. Agricultural.	1. Military and Dominant.	1 Nair ...	23,833	11,868	11,965	16,690	8,459	8,231
		2 Ambalakāran...
		3 Kartāvu
		4 Koiltamburān...	61	34	27
		5 Kshatrya ...	2	2
		6 Mahratta ...	28	15	13
		7 Maravar	21	6	15
		8 Pandāla
		9 Rajaput
		10 Raju
		11 Sāmantakar
		12 Tampān
		18 Tirumulpād
		14 Unniyādiri
		15 Vellōdi
		Total Group 1 ...	23,924	11,919	12,005	16,711	8,465	8,246
	2 (a). Other Agricultural land-holding classes.	1 Gavarulu
		2 Karayālar
		3 Kattāran
		4 Kodipattan
5 Kuruni	
6 Lōti	
7 Mālli	
8 Mudali	3	2	1	
9 Pāndi Sudra ...		12	7	5	20	11	9	
10 Valamalu	
11 Vellāla ...		518	264	254	532	267	265	
	Total Group 2 (a).	530	271	259	555	280	275	

XVI.

Nationality or Traditional Occupation—(Continued).

—(Continued).

Pattanapuram.			Shenkotta.			Quilon.		
Total.	Males.	Females.	Total.	Males.	Females.	Total.	Males.	Females.
39	40	41	42	43	44	45	46	47
9,330	4,642	4,688	112	52	60	31,410	15,558	15,852
...
...
5	3	2	11	8	8
...	18	9	9
2	2	...	3,271	1,637	1,634	28	18	10
...
...	8	4	4
...	7	2	5	18	12	6
...
...	12	12	...
...
...
...
9,327	4,647	4,690	3,401	1,694	1,707	31,494	15,613	15,881
...	12	7	5
...	2	2
...
...
...
...
2	2	...	99	33	66	62	29	33
55	30	25	611	278	333	200	103	97
...	5	2	3
749	423	326	3,369	1,644	1,725	708	406	302
806	455	351	14,081	1,957	2,124	987	547	440

TABLE
Castes, Tribes and Races, by

CLASS.		GROU.P.	CASTE, &c.	TALUQS					
				Kunnattur.			Karunagappalli.		
				Total.	Males.	Females.	Total.	Males.	Females.
1	2	3	48	49	50	51	52	53	
A. Agricultural.		1. Military and Dominant.	1 Nair ...	20,113	10,765	9,348	25,687	12,229	13,458
			2 Ambalakāran
			3 Kartāyu
			4 Koiltamburān
			5 Kshatrya ...	34	14	20	36	14	22
			6 Mahratta
			7 Maravar
			8 Pandāla
			9 Rajaput
			10 Raju
			11 Sāmantakar
			12 Tampān
			13 Tirumulpād	28	12	16
			14 Unniyādiri
			15 Vellōdi
	Total Group 1 ...	20,147	10,779	9,368	25,751	12,255	13,496		
2(a). Other Agricultural land-holding classes.		1 Gavarulu	
		2 Karayālar	
		3 Kattāran	
		4 Kodipattan	
		5 Kuruni	
		6 Lōti	
		7 Mālli	
		8 Mudali	
		9 Pāndi Sudra	71	38	33	
		10 Valanālu	
		11 Vellāla ...	253	140	113	278	147	131	
	Total Group 2 (a).	253	140	113	349	185	164		

XVI.

Nationality or Traditional Occupation—(Continued).

—(Continued).

Kartigappalli.			Mavellikkāra.			Changanur.		
Total.	Males.	Females.	Total.	Males.	Females.	Total.	Males.	Females.
54	55	56	57	58	59	60	61	62
22,979	11,168	11,811	30,800	15,509	15,291	22,150	11,265	10,885
...
...	10	6	4	13	8	5
79	42	37	107	71	36	109	51	58
...
13	5	8	16	8	8	1	1	...
...
...
...	25	12	13
2	1	1	54	33	21
...
...
23,973	11,216	11,857	31,012	15,639	15,373	22,273	11,325	10,948
...
...	56	25	31
...
...
...
...
128	58	70	60	31	29	18	10	8
616	330	286	264	124	140	867	433	434
...
744	388	356	380	180	200	885	443	442

TABLE
Castes, Tribes and Races, by

CLASS. GROUP.		CASTE, &c.	TALUQS							
			Tiruvalla.			Ambalappula.				
			Total.	Males.	Females.	Total.	Males.	Females.		
1	2	3	63	64	65	66	67	68		
A. Agricultural.		1. Military and Dominant.		1 Nair ...	28,842	14,472	14,370	17,388	8,438	8,950
		2 Ambalakāran
		3 Kartavu
		4 Koiltamburān
		5 Kshatrya ...	141	73	68	73	35	38
		6 Mahratta
		7 Maravar
		8 Pandāla
		9 Rajaput
		10 Raju
		11 Sāmantakar
		12 Tampān
		13 Tirumulpād ...	78	42	36	38	30	8
		14 Unniyādiri ...	1	1
		15 Vellōdi
				Total Group 1 ...	29,062	14,588	14,474	17,499	8,503	8,996
		2 (a). Other Agricultural land-holding classes.		1 Gavarulu
2 Karayālar	
3 Kattāran	
4 Kodipattan	
5 Kuruni	
6 Lōti	
7 Mālli	
8 Mudali			
9 Pāndi Sudra ...	348	200	148	100	52	48		
10 Valamalu		
11 Vellāla ...	218	116	102	1,049	539	510		
		Total Group 2(a)..	566	316	250	1,149	591	558		

XVI.

Nationality or Traditional Occupation—(Continued).

—(Continued).

Sherttala.			Vykkam.			Ettumanur.		
Total.	Males.	Females.	Total.	Males.	Females.	Total.	Males.	Females.
69	70	71	72	73	74	75	76	77
14,826	7,224	7,602	13,072	6,599	6,473	12,367	6,343	6,024
18	10	8	3	2	1	22	12	10
1	1	...	57	29	28
7	2	5
...	10	5	5
...
...
71	37	34	175	86	89	25	12	13
71	44	27	44	23	21
...	14	6	8	10	5	5
...
14,994	7,318	7,676	13,365	6,745	6,620	12,434	6,377	6,057
...
...
...
...
...
...
182	85	97	122	65	57	15	8	7
304	130	174	146	65	81	128	73	55
486	215	271	268	130	138	143	81	62

TABLE
Castes, Tribes and Races, by

CLASS.		GROUP.	CASTE, &C.	TALUQS					
				Kottayam.			Changanacheri.		
				Total.	Males.	Females.	Total.	Males.	Females.
1	2	3	78	79	80	81	82	83	
A. Agricultural.		1. Military and Dominant.	1 Nair ...	14,944	7,460	7,484	14,611	7,428	7,183
			2 Ambalakāran...
			3 Kartāvu ...	27	15	12	10	6	4
			4 Koiltamburān	17	10	7
			5 Kshatrya ...	45	27	18	38	24	14
			6 Mahratta
			7 Maravar
			8 Pandāla
			9 Rajaput
			10 Raju
			11 Sāmantakar ...	19	10	9	36	19	17
			12 Tampān
			13 Tirumulpād ...	6	3	3
			14 Unniyādiri ...	33	16	17	12	8	4
			15 Vellōdi
		Total Group 1 ...	15,074	7,531	7,543	14,724	7,495	7,229	
2 (a). Other Agricultural land-holding classes.		1 Gavarulu	
		2 Karayālar	
		3 Kattāran	
		4 Kodipattan	
		5 Kuruni	
		6 Lōti	
		7 Mālli	
		8 Mudali	
		9 Pāndi Sudra ...	41	25	16	
		10 Valamalu	
		11 Vellāla ...	226	109	117	803	450	353	
		Total Group 2(a)..	267	134	133	803	450	353	

XVI.

Nationality or Traditional Occupation—(Continued).

—(Continued).

Meenachal.			Muvattappula.			Todupula.		
Total.	Males.	Females.	Total.	Males.	Females.	Total.	Males.	Females.
84	85	86	87	88	89	90	91	92
8,917	4,531	4,386	13,572	6,524	7,048	2,995	1,527	1,468
...
...	7	4	3
...
44	26	18
...
2	2
...
...
...
54	25	29
...
...	47	15	32
13	9	4
...
9,030	4,593	4,437	13,626	6,543	7,083	2,995	1,527	1,468
...
...
...
...
...
...
...
7	4	3	15	6	9	18	7	11
...
128	84	44	107	55	52	1,715	873	842
...
135	88	47	122	61	61	1,733	880	853

TABLE
Castes, Tribes and Races, by

CLASS. GROUPE.		CASTE, &c.	TALUQS					
			Kunnattunadu.			Alangadu.		
			Total.	Males.	Females.	Total.	Males.	Females.
1	2	3	93	94	95	96	97	98
A. Agricultural.		1. Military and Dominant.						
		1 Nair ...	16,907	8,269	8,638	10,314	4,989	5,325
		2 Ambalakāran
		3 Kartāvu ...	5	3	2	5	3	2
		4 Koiltamburān
		5 Kshatrya
		6 Mahratta
		7 Maravar
		8 Pandāla
		9 Rajaput
		10 Raju
		11 Sāmantakar ...	27	18	9	21	11	10
		12 Tampān	14	8	6
		13 Tirumulpād ...	26	18	13
		14 Unniyādiri ...	11	6	5
15 Vellōdi	44	18	28		
Total Group 1 ...		16,976	8,309	8,667	10,398	5,029	5,369	
2 (a). Other Agricultural land-holding classes.		1 Gavarulu	
		2 Karayālar	
		3 Kattāran	
		4 Kodipattan ...	31	15	16	
		5 Kuruni	
		6 Lōti	
		7 Māli	
		8 Mudali	
		9 Pāndi Sudra ...	54	37	17	
		10 Valamalu	
		11 Vellāla ...	98	47	51	117	59	58
Total Group 2(a)...		183	99	84	117	59	58	

XVI.

Nationality or Traditional Occupation (Continued).

—(Continued).

Parur.			Cardamom Hills.			Periyar and Thekkadi.		
Total.	Males.	Females.	Total.	Males.	Females.	Total.	Males.	Females.
99	100	101	102	103	104	105	106	107
7,231	3,653	3,578	279	226	53	10	8	2
...
...
15	7	8	11	3	8	8	6	2
...	274	175	99	47	32	15
...	9	6	3	3	3	...
...
...
...
...
...
...
...
...
7,246	3,660	3,586	573	410	163	68	49	19
...
...	5	3	2
369	185	184	7	7	...
...	1	1	...
...	1	1	...
...	29	16	13	6	4	2
11	5	6
434	211	223	1,427	740	687	417	309	108
...
814	401	413	1,456	756	700	437	325	112

TABLE
Castes, Tribes and Races, by

NAME AND CLASSIFICATION.					STATE TOTAL.			
CLASS.	GROUP.	CASTE, &C.	No. of recorded sub-divisions.	Religion.	Total.	Males.	Females.	
1	2	3	4	5	6	7	8	
A. Agricultural — <i>Continued</i> .	2(c) Field-labouring classes.	1 Kanakkan	Hindu....	192	94	98	
		2 Kurava	7	" ...	60,377	29,660	30,717	
		3 Padayāchi	" ...	4	1	3	
		4 Pallan	" ...	5,655	2,811	2,844	
		5 Pariah	9	{ Hindu	71,847	36,463	35,384	
		6 Pulaya	5	{ Chris.				
		7 Udaya	Hindu....	202,616	103,153	99,463	
		8 Ullādan	" ...	7	2	5	
		9 Vettuvan	" ...	2,873	1,473	1,400	
				87	39	48		
			Total Group 2(c)...	343,658	173,696	169,962
	4 Forest and Hill tribes.		1 Iruler	Hindu....	16	7	9
			2 Kāttar	" ...	39	23	16
		3 Kāttilaya	" ...	76	40	36	
		4 Kāttu Parisha (Forest tribe)..	...	" ...	34	23	11	
		5 Khond	1	" ...	10	8	2	
		6 Malayarien	1	" ...	4,809	2,498	2,311	
		7 Mariya	" ...	3	3	...	
		8 Muduvan	" ...	1,077	545	532	
		9 Mynāta	" ...	41	24	20	
		10 Nādiapanikan	" ...	29	9	20	
		11 Pania	" ...	2	...	2	
		12 Vēlan	2	" ...	17,143	8,660	8,483	
		Total Group 4	23,282	11,840	11,442	
		Total Class A.	910,508	457,475	453,033	

XVI.

Nationality or Traditional Occupation—(Continued).

TALUQS.								
Tovala.			Agastiswaram.			Eraniel.		
Total.	Males.	Females.	Total.	Males.	Females.	Total.	Males.	Females.
9	10	11	12	13	14	15	16	17
...
29	15	14	67	25	42	72	33	39
317	157	160	396	190	206	385	195	190
6,828	3,291	3,537	8,873	4,264	4,609	4,899	2,411	2,488
...	165	69	96
...
...
...
7,174	3,463	3,711	9,336	4,479	4,857	5,521	2,708	2,813
...	16	7	9
...
...
...
...
...
...
...
95	50	45
...
95	50	45	16	7	9
16,710	8,042	8,668	24,068	11,796	12,272	12,226	6,001 ²	6,225

TABLE
Castes, Tribes and Races, by

CLASS.		GROUP.	CASTE, &C.	TALUQS					
				Kalkulam.			Vilavankodu.		
				Total.	Males.	Females.	Total.	Males.	Females.
1	2	3	18	19	20	21	22	23	
A. Agricultural.	2(c) Field-labouring classes.	1 Kanakkan
		2 Kurava ...	98	49	49	80	30	50	
		3 Padayāchi	
		4 Pallan ...	100	50	50	
		5 Pariah ...	4,913	2,462	2,451	2,553	1,326	1,227	
		6 Pelaya ...	330	166	164	3,090	1,571	1,519	
		7 Udaya	
		8 Ullādan	
		9 Vettuvan	
		Total Group 2(c)...	5,441	2,727	2,714	5,723	2,927	2,796	
	4. Forest and Hill tribes.	1 Iruler	
		2 Kāttar	
		3 Kāttilaya	
4 Kāttu Parisha (Forest tribe)...			
5 Khond		
6 Malayarien ...		1,023	519	504		
7 Mariya		
8 Muduvan		
9 Mynāta		
10 Nādjipānikan		
11 Pania		
12 Vēlan ...		656	316	340	1,566	773	793		
	Total Group 4 ...	1,679	835	844	1,566	773	793		
	Total Class A.	16,660	8,329	8,331	21,368	11,029	10,339		

XVI.

Nationality or Traditional Occupation—(Continued).

—(Continued).

Neyyattankara.			Trivandram.			Nedumangadu.		
Total.	Males.	Females.	Total.	Males.	Females.	Total.	Males.	Females.
24	25	26	27	28	29	30	31	32
...
62	29	33	376	194	182	3,201	1,618	1,583
...
...	21	10	11
2,873	1,496	1,377	544	283	261	2,730	1,347	1,383
13,472	6,811	6,661	9,284	4,679	4,605	6,801	3,386	3,415
...
...
...
16,407	8,336	8,071	10,204	5,156	5,048	12,753	6,361	6,392
...
...
...
...	13	6	7
1,504	794	710	318	168	150
...
...
...
...
2,307	1,196	1,111	124	72	52	3,312	1,696	1,616
...
...
3,811	1,990	1,821	137	78	59	3,630	1,864	1,766
...
50,627	25,793	24,834	48,156	24,301	23,855	33,810	16,741	17,069

TABLE
Castes, Tribes and Races, by

CLASS.	GROUP.	CASTE, &C.	TALUQS					
			Sirayinkil.			Kottarakkara.		
			Total.	Males.	Females.	Total.	Males.	Females.
1	2	3	33	34	35	36	37	38
A. Agricultural.	2(c) Field-labouring classes.	1 Kanakkan
		2 Kurava	9,443	4,634	4,809	8,628	4,227	4,401
		3 Padayāchi
		4 Pallan	122	88	34
		5 Pariah	744	364	380	1,911	1,039	872
		6 Pulaya	2,928	1,416	1,512	5,207	2,649	2,558
		7 Udaya
		8 Ullādan
		9 Vettuvan
		Total Group 2(c)...	13,115	6,414	6,701	15,868	8,003	7,865
	4. Forest and Hill tribes.	1 Iruler
		2 Kāttar
		3 Kāttilaya
4 Kāttu Parisha (Forest tribe).		
5 Khond	
6 Malayarien	227	98	129	
7 Mariya	
8 Muduvan	
9 Mynāta	
10 Nādipanikan	
11 Pania	
12 Vēlan		112	53	59	134	60	74	
Total Group 4	112	53	59	361	158	203		
Total Class A.	37,681	18,657	19,024	33,495	16,906	16,589		

XVI.

Nationality or Traditional Occupation —(Continued).

—(Continued).

Pattanamuram.			Shenkotta.			Quilon.		
Total.	Males.	Females.	Total.	Males.	Females.	Total.	Males.	Females.
39	40	41	42	43	44	45	46	47
6,429	3,163	3,266	158	85	73	5,231	2,540	2,691
3	2	1	3,731	1,741	1,990	4	1	3
1,797	925	872	1,874	889	985	55	31	24
1,583	845	738	1,197	586	611
...	6,935	3,421	3,514
...	7	2	5
...
...
9,812	4,935	4,877	5,763	2,715	3,048	13,429	6,581	6,848
...
...
...
...
105	58	47
...
...
...
...
...
139	68	71	2	...	2
...	108	64	44
...
244	126	118	110	64	46
...
20,199	10,163	10,036	13,245	6,366	6,879	46,020	22,805	23,215

TABLE
Castes, Tribes and Races, by

CLASS.	GROUP.	CASTE, &C.	TALUQS					
			Kunnattur.			Karunagappalli.		
			Total.	Males.	Females.	Total.	Males.	Females.
1	2	3	48	49	50	51	52	53
A. Agricultural.	2(c) Field-labouring classes.	1 Kanakkan
		2 Kurava ...	11,960	5,774	6,186	2,268	1,092	1,176
		3 Padayāchi
		4 Pallan	8	6	2
		5 Pariah ...	3,809	1,892	1,917	1,117	543	574
		6 Pulaya ...	6,178	3,104	3,074	4,268	1,887	2,381
		7 Udaya
		8 Ullādan	42	25	17
		9 Vettuvan
		Total Group 2(c)...	21,947	10,770	11,177	7,703	3,553	4,150
	4. Forest and Hill tribes.	1 Iruler
		2 Kāttar
		3 Kāttilaya
4 Kāttu Parisha (Forest tribe).		
5 Khond	
6 Malayarien	
7 Mariya	
8 Muduvan	
9 Mynāta	
10 Nādipanikan...		
11 Pania	
12 Vēlan ...		146	59	87	182	99	83	
Total Group 4 ...	146	59	87	182	99	83		
Total Class A. ...	42,493	21,748	20,745	33,985	16,092	17,893		

XVI.

Nationality or Traditional Occupation—(Continued)

—(Continued).

Kartigappalli.			Mavellikara.			Changanur.		
Total.	Males.	Females.	Total.	Males.	Females.	Total.	Males.	Females.
54	55	56	57	58	59	60	61	62
...
423	221	202	6,076	3,012	3,064	4,354	2,186	2,168
...
731	347	384	1,947	1,089	908	2,646	1,342	1,304
5,098	2,569	2,529	10,904	5,528	5,376	10,934	5,818	5,116
...
151	89	62	56	30	26
...
6,403	3,226	3,177	18,927	9,579	9,348	17,990	9,376	8,614
...
...	15	10	5
...
...
...	61	48	13
...
...
...
...
490	243	247	193	96	97	274	132	142
...
490	243	247	193	96	97	350	190	160
...
30,710	15,073	15,637	50,512	25,494	25,018	41,498	21,334	20,164

TABLE
Castes, Tribes and Races, by

CLASS.		GROUP.	CASTE, &C.	TALUQS					
				Tiruvalla.			Ambalappula.		
				Total.	Males.	Females.	Total.	Males.	Females.
1	2	3	63	64	65	66	67	68	
A. Agricultural.	2(c) Field-labouring classes.	1 Kanakkan	
		2 Kurava	746	377	369	53	26	27	
		3 Padayāchi	
		4 Pallan	
		5 Pariah	2,782	1,392	1,390	1,015	533	482	
		6 Pulaya	17,858	9,416	8,442	7,347	3,642	3,705	
		7 Udaya	
		8 Ullādan	188	109	79	37	18	19	
		9 Vettuvan	87	39	48	
		Total Group 2(c).	21,661	11,333	10,328	8,452	4,219	4,233	
	4. Forest and Hill tribes.	1 Iruler	
		2 Kāttar	15	6	9	
		3 Kāttilaya	
		4 Kattu Parisha (Forest tribe).	
		5 Khond	
6 Malayarien		163	81	82	140	71	69		
7 Mariya		
8 Muduvan		
9 Mynāta		10	5	5		
10 Nātipanikan		
11 Pania		
12 Vēlan		205	108	97	119	60	59		
Total Group 4 ...	393	200	193	259	131	128			
Total Class A. ...	51,682	26,437	25,245	27,359	13,444	13,915			

XVI.

Nationality or Traditional Occupation—(Continued).

—(Continued).

Sherttala.			Vykkam.			Ettumanur.		
Total.	Males.	Females.	Total.	Males.	Females.	Total.	Males.	Females.
69	70	71	72	73	74	75	76	77
...
111	59	52	71	36	35	27	12	15
...
...
141	73	68	373	182	191	1,372	752	620
5,480	2,759	2,721	9,041	4,522	4,519	11,966	6,221	5,745
...
275	137	138	70	32	38	76	34	42
...
6,007	3,028	2,979	9,555	4,772	4,783	13,441	7,019	6,422
...
...
...
...
...
...
...
34	19	15
...
1,922	910	1,012	1,160	688	522	421	245	176
1,956	929	1,027	1,160	688	522	421	245	176
23,443	11,490	11,953	24,348	12,285	12,063	26,439	13,722	12,717

TABLE
Castes, Tribes and Races, by

CLASS.	GROUP.	CASTE, &c.	TALUQS					
			Kottayam.			Changanacheri.		
			Total.	Males.	Females.	Total.	Males.	Females.
1	2	3	78	79	80	81	82	83
A. Agricultural.	2(c) Field-labouring classes.	1 Kanakkan	1	1	...
		2 Kurava	25	10	15	3	2	1
		3 Padayāchi
		4 Pallan	8	3	...
		5 Pariah	3,112	1,646	1,466	3,448	1,820	1,628
		6 Pulaya	7,671	3,935	3,736	8,647	4,566	4,081
		7 Udaya
		8 Ullādan	206	102	104	309	147	162
		9 Vettuvan
		Total Group 2(c)...	11,014	5,693	5,321	12,411	6,539	5,872
	4. Forest and Hill tribes.	1 Iruler
		2 Kāttar
		3 Kāttilaya
		4 Kāttu Parisha (Forest tribe)..	10	6	4
		5 Khond
6 Malayarien		85	66	19	155	78	77	
7 Mariya	
8 Muduvan	
9 Mynāta	
10 Nādipanikan	
11 Pania	
12 Vēlan		379	203	176	243	128	115	
Total Group 4 ...	464	269	195	408	212	196		
Total Class A. ...	26,819	13,627	13,192	28,346	14,696	13,650		

XVI.

Nationality or Traditional Occupation--(Continued).

--(Continued).

Meenachal.			Muvattupula.			Todupula.		
Total.	Males.	Females.	Total.	Males.	Females.	Total.	Males.	Females.
84	85	86	87	88	89	90	91	92
...
8	3	5	126	75	51
...
237	126	111	1,177	633	544	128	55	73
4,107	2,155	1,952	12,641	6,399	6,242	2,187	1,107	1,080
...
788	393	395	220	112	108	154	86	68
...
5,140	2,677	2,463	14,164	7,219	6,945	2,469	1,248	1,221
...
...	9	7	2
...	76	40	36
...	11	11
...
46	29	17
...
...
...
...
382	182	200	982	481	501	99	50	49
...
428	211	217	1,078	539	539	99	50	49
...
14,733	7,569	7,164	28,990	14,362	14,628	7,296	3,705	3,591

TABLE
Castes, Tribes and Races, by

CLASS.	GROUP.	CASTE, &c.	TALUQS					
			Kunnattunadu.			Alangadu.		
			Total.	Males.	Females.	Total.	Males.	Females.
1	2	3	93	94	95	96	97	98
A. Agricultural.	2(c) Field-labouring classes.	1 Kanakkan ...	92	45	47	26	10	16
		2 Kurava ...	111	61	50	61	29	32
		3 Padayāchi
		4 Pallan
		5 Pariah ...	3,155	1,589	1,566	1,127	554	573
		6 Pulaya ...	16,077	8,160	7,917	7,533	3,831	3,702
		7 Udaya
		8 Ullādan ...	29	18	11	88	47	41
		9 Vettuvan
		Total Group 2(c)...	19,464	9,873	9,591	8,835	4,471	4,364
	4. Forest and Hill tribes.	1 Iruler
		2 Kāttar
		3 Kāttilaya
4 Kāttu Parisha (Forest tribe).		
5 Khond	
6 Malayarien	
7 Mariya ...		3	3	
8 Muduvan	
9 Mynāta	
10 Nādiapanikan ...		29	9	20	
11 Pania	
12 Velan ...		766	367	399	436	218	218	
Total Group 4 ...	798	379	419	436	218	218		
Total Class A. ...	37,421	18,660	18,761	19,786	9,777	10,009		

XVI.

Nationality or Traditional Occupation — (Continued).

—(Continued).

Parur.			Cardamom Hills.			Periyar & Thekkadi.		
Total.	Males.	Females.	Total.	Males.	Females.	Total.	Males.	Females.
99	100	101	102	103	104	105	106	107
73	38	35
25	11	14	55	32	23
...	427	264	163	87	74	13
139	75	64	1,078	730	348	577	457	120
3,317	1,709	1,608	1,567	812	755
...
153	78	75	31	16	15
...
3,707	1,911	1,796	3,158	1,854	1,304	664	531	133
...
...
...
...	10	8	2
207	108	99	775	380	395
...	1,077	545	532
...
...
...
187	93	94	4	...	4
394	201	193	1,856	925	931	10	8	2
12,161	6,173	5,988	7,043	3,945	3,098	1,179	913	266

TABLE
Castes, Tribes and Races, by

NAME AND CLASSIFICATION.					STATE TOTAL.		
CLASS.	GROUP.	CASTE, &c.	No. of recorded sub-divisions.	Religion.	Total.	Males.	Females.
1	2	3	4	5	6	7	8
B. Professional.	5. Priests.	1 Brahmin	Hindu...	2,645	1,423	1,222
		Foreign Brahmin	" "	3,529	1,961	1,568
		Aiyengar	" "	898	479	419
		Canarese Brahmin...	...	" "	35	18	17
		Gouda Brahmin	" "	77	66	11
		Hindustani Brahmin	...	" "	6	3	3
		Kannadasta	" "	9	4	5
		Kāsi Brahmin	" "	59	24	35
		Kēsiar	" "	67	34	33
		Mahratta Brahmin...	...	" "	964	525	439
		Nambiyān	" "	214	110	104
		Survēriya	" "	1	1	...
		Tamil Brahmin	" "	21,899	11,238	10,661
		Telugu Brahmin	" "	797	385	412
		Malayala Brahmin	" "	3,451	1,866	1,585
		Akkaradēsi	" "	25	25	...
		Bhattadiri	" "	146	74	72
		Embrān	" "	1,988	1,150	788
		Nambūdiri	" "	3,750	1,979	1,771
		Ponmany Gramom...	...	" "	96	55	41
		Pōtti	" "	2,595	1,421	1,174
		Tiruvallādēsi	" "	328	167	161
		Trippūnitoraidēsi..	...	" "	66	50	16
		2 Ariapattar	1	" "	40	21	19
		3 Ilayadu	4	" "	3,260	1,666	1,574
		4 Tangal	Mussalman.	14	9	5
		Total Group 5	46,909

XVI.

Nationality or Traditional Occupation--(Continued).

TALUQS.								
Tovala.			Agastiswaram.			Eranial.		
Total.	Males.	Females.	Total.	Males.	Females.	Total.	Males.	Females.
9	10	11	12	13	14	15	16	17
467	218	249	111	62	49	76	41	35
...
...	9	6	3
...
...
...
...	46	24	22
21	15	6	72	33	39
49	25	24	44	26	18	15	8	7
...
672	362	310	3,042	1,506	1,536	163	80	83
7	2	5	161	73	88	14	4	10
...	62	33	29
...
...	34	29	5	5	4	1
...	18	9	9
14	9	5	38	21	17	141	62	79
...
4	4
27	13	14	1	...	1
...
...
1,261	648	613	3,576	1,789	1,787	476	232	244

TABLE
Castes, Tribes and Races, by

CLASS. GROUP.		CASTE, &C.	TALUQS					
			Kalkulam.			Vilavankodu.		
			Total.	Males.	Females.	Total.	Males.	Females.
1	2	3	18	19	20	21	22	23
B. Professional.	5. Priests.	1 Brahmin ...	49	33	16	7	4	3
		Foreign Brahmin
		Aiyengar ...	58	22	36
		Canarese Brahmin.
		Gouda Brahmin	5	5	...
		Hindustani Brahmin
		Kannadasta
		Kāsi Brahmin
		Kēsiar ...	9	3	6
		Mahratta Brahmin.	51	23	23	5	3	2
		Nambiyān ...	24	11	13
		Survēriya
		Tamil Brahmin ...	1,340	662	678	483	225	258
		Telugu Brahmin ...	26	9	17
		Malayala Brahmin...	37	22	15
		Akkaradēsi ...	25	25
		Bhattadiri
		Embrān	30	18	12
		Nambūdiri ...	26	22	4	8	8	...
		Ponmany Gramom.
		Pōtti ...	121	87	34	30	13	17
		Tiruvallādēsi
		Trippūnitoraidēsi.
2 Ariapattar		
3 Ilayadu	2	2	...		
4 Tangal		
Total Group 5 ...		1,729	902	827	607	300	307	

XVI.

Nationality or Traditional Occupation—(Continued).

—(Continued).

Neyyattankara.			Trivandram.			Nedumangadu.		
Total.	Males.	Females.	Total.	Males.	Females.	Total.	Males.	Females.
24	25	26	27	28	29	30	31	32
...	169	105	64
232	113	119	604	350	254	361	182	179
11	6	5	569	310	259
...
...	12	8	4
...
...	9	4	5
...	3	3
...	610	353	257
...
...
400	190	210	4,965	2,619	2,346	15	7	8
4	1	3	161	63	98
42	27	15	201	105	96	17	11	6
...
...	10	8	2
1	1	...	519	305	214	39	21	18
6	6	...	114	69	45	3	3	...
...
145	73	72	168	101	67	143	38	105
...	33	12	21	28	14	14
...	51	37	14
11	9	2	15	12	3
...
852	426	426	8,213	4,464	3,749	606	276	330

TABLE
Castes, Tribes and Races, by

CLASS. GROUP.		CASTE, &c.	TALUQS					
			Sirayinkil.			Kottarakkara.		
			Total.	Males.	Females.	Total.	Males.	Females.
1	2	3	33	34	35	36	37	38
B. Professional. 5. Priests.	1	Brahmin
		Foreign Brahmin ...	595	295	300	29	5	24
		Aiyengar ...	108	52	56	2	1	1
		Canarese Brahmin.	8	8	...
		Gouda Brahmin ...	9	8	1
		Hindustani Brahmin
		Kannadasta
		Kāsi Brahmin ...	2	2
		Kēsiar
		Mahratta Brahmin.	10	6	4	8	5	3
		Nambiyān
		Survēriya
		Tamil Brahmin ...	763	357	406	227	101	126
		Telugu Brahmin
		Malayala Brahmin...	28	15	13	126	67	59
		Akkaradēsi
		Bhattadiri ...	10	4	6
		Embrān ...	9	2	7	33	20	13
		Nambūdiri ...	91	51	40	31	20	11
		Ponmany Gramom.	80	47	33
		Pōtti ...	118	66	52	287	147	120
		Tiruvallādēsi ...	30	16	14	14	7	7
		Trippūnitoraidēsi..
	2 Ariapattar	
	3 Ilayadu ...	33	17	16	85	54	31	
	4 Tangal	
	Total Group 5 ...	1,806	891	915	910	482	428	

XVI.

Nationality or Traditional Occupation—(Continued).

—(Continued).

Pattanamuram.			Shenkotta.			Quilon.		
Total.	Males.	Females.	Total.	Males.	Females.	Total.	Males.	Females.
39	40	41	42	43	44	45	46	47
...
6	2	4	76	41	35	485	308	177
...	27	10	17
...	7	6	1
...	6	3	3
...
...
...	15	5	10	33	15	18
...	82	40	42
...	1	1	...
113	60	53	2,206	1,008	1,198	99	75	24
11	5	6	320	154	166	37	28	9
96	49	47	1	1	...	30	20	10
...
...
50	33	17	40	27	13
...	4	4	...
...
53	44	9	2	2	...	52	35	17
...
...
...
70	36	34	134	62	72
...
399	229	170	2,729	1,261	1,468	928	584	344

TABLE
Castes, Tribes and Races, by

CLASS. GROUP.	CASTE, &C.	TALUQS					
		Kunnattur.			Karnagappalli.		
		Total.	Males.	Females.	Total.	Males.	Females.
1 2	3	48	49	50	51	52	53
B. Professional. 5. Priests.	1 Brahmin
	Foreign Brahmin ...	18	18	...	59	30	29
	Aiyengar
	Canarese Brahmin.
	Gouda Brahmin	5	3	2
	Hindustani Brahmin
	Kannadasta
	Kasi Brahmin
	Kēsiar
	Mahratta Brahmin.
	Nambiyān
	Survēriya
	Tamil Brahmin* ...	124	69	55	217	108	109
	Telugu Brahmin	7	5	2
	Malayala Brahmin...	169	89	80	142	77	65
	Akkaradēsi
	Bhattadiri ...	15	10	5
	Embrān	4	4	...
	Nambūdiri ...	15	15	...	12	7	5
	Ponmany Gramom..
	Pōtti ...	108	56	52	140	68	72
	Tiruvallādēsi
	Trippūnitoraidēsi..
	2 Ariapattar	8	4	4
	3 Ilayadu ...	256	128	128	148	68	80
4 Tangal	14	9	5	
Total Group 5	705	385	320	756	383	373

XVI.

Nationality or Traditional Occupation—(Continued).

—(Continued).

Kartigappalli.			Mavellikara.			Chenganur.		
Total.	Males.	Females.	Total.	Males.	Females.	Total.	Males.	Females.
54	55	56	57	58	59	60	61	62
...
6	4	2	271	144	127	140	123	17
...
...
...
...
7	4	3
...
...
1,158	672	486	278	158	120	264	137	127
23	16	7	5	5	...
214	118	96	50	30	20	264	151	113
...
20	12	8
...	2	1	1	158	95	63
35	20	15	17	13	4	11	6	5
...	16	8	8
177	92	85	301	167	134	43	22	21
...	73	38	35
...
4	4
117	53	64	309	162	147	102	60	42
...
1,761	995	766	1,228	675	553	1,076	645	431

TABLE
Castes, Tribes and Races, by

CLASS. GROUP.		CASTE, &C.	TALUQS					
			Tiruvalla.			Ambalappula.		
			Total.	Males.	Females.	Total.	Males.	Females.
1	2	3	63	64	65	66	67	68
B. Professional. 5. Priests.	1	Brahmin
		Foreign Brahmin ...	284	150	134	112	34	78
		Aiyengar	41	27	14
		Canarese Brahmin.
		Gouda Brahmin	33	30	3
		Hindustani Brahmin.
		Kannadasta
		Kāsi Brahmin
		Kēsiar
		Mahratta Brahmin.	20	10	10
		Nambiyān
		Survēriya
		Tamil Brahmin ...	261	155	106	1,384	659	725
		Telugu Brahmin
		Malayala Brahmin ...	586	326	260	99	64	35
		Akkaradēsi
		Bhattadiri ...	10	5	5
		Embrūn ...	41	33	8	227	123	104
		Nambūdiri ...	102	59	43	89	41	48
		Ponmany Gramom...
		Pōtti ...	104	56	48
		Tiruvalladēsi	31	15	16
		Trippunittoraidēsi...
		2 Ariapattar
		3 Ilayadu ...	105	54	51	38	14	24
	4 Tangal	
	Total Group 5 ...	1,493	838	655	2,074	1,017	1,057	

XVI.

Nationality or Traditional Occupation—(Continued).

--(Continued).

Sherttala.			Vykkam.			Ettumanur.		
Total.	Males.	Females.	Total.	Males.	Females.	Total.	Males.	Females.
69	70	71	72	73	74	75	76	77
119	71	48	254	172	82	16	16	..
75	40	35	45	27	18
...	4	2	2
...
...	6	6
...
...	52	22	30	5	...	5
9	4	5
...	26	12	14	18	8	10
...
...
207	126	81	855	461	394	397	202	195
61	35	26	37	19	18	21	20	1
...	283	136	147
...	17	6	11	18	9	9
103	57	46	91	50	41	124	68	56
29	22	7	381	204	177	617	308	309
...
18	11	7	1	1	2	71	37	34
...	7	5
...	11	9	2
64	36	28	159	87	72	259	143	116
...
685	402	283	1,935	1,074	861	1,840	956	884

TABLE
Castes, Tribes and Races, by

CLASS. GROUP.		CASTE, &C.	TALUQS					
			Kottayam.			Changanacheri.		
			Total.	Males.	Females.	Total.	Males.	Females.
1	2	3	78	79	80	81	82	83
B. Professional.	5. Priests.	1 Brahmin	4	4	...
		Foreign Brahmin
		Aiyengar
		Canarese Brahmin.
		Gouda Brahmin
		Hindustani Brahmin
		Kannadasta
		Kāsi Brahmin
		Kēsiar
		Mahratta Brahmin.	41	18	23
		Nambiyān
		Survēriya
		Tamil Brahmin ...	688	366	322	159	88	71
		Telugu Brahmin
		Malayala Brahmin...	184	86	98	26	14	12
		Akkaradēsi
		Bhattadiri ...	37	17	20	9	3	6
		Embrān ...	87	46	41	45	27	18
		Nambūdiri ...	319	176	143	150	89	61
		Ponmany Gramom.
		Pōtti ...	181	94	87	175	111	64
		Tiruvallādēsi
		Trippūnitoraidēsi..
2 Ariapattar		
3 Ilayadu ...	253	120	183	200	103	97		
4 Tangal		
Total Group 5 ...		1,790	923	867	768	439	329	

XVI.

Nationality or Traditional Occupation—(Continued).

—(Continued).

Meenachal.			Muvattupula.			Todupula.		
Total.	Males.	Females.	Total.	Males.	Females.	Total.	Males.	Females.
84	85	86	87	88	89	90	91	92
...
47	32	15	11	7	4
...	5	3	2
...
...
...
...
...
97	60	37	390	218	172	117	58	59
138	67	71	138	70	68	1	1	...
...
147	84	63	19	15	4
154	97	57	916	437	479	95	50	45
36	28	8
...
...
189	104	85	248	122	126	74	37	37
...
808	472	336	1,708	857	851	306	161	145

TABLE
Castes, Tribes and Races, by

CLASS. GROUP.		CASTE, &c.	TALUQS					
			Kunnattunadu.			Alangadu.		
			Total.	Males.	Females.	Total.	Males.	Females.
1	2	3	93	94	95	96	97	98
B. Professional. 5. Priests.	1	Brahmin ...	527	263	264	832	425	407
		Foreign Brahmin ...	36	29	7
		Aiyengar
		Canarese Brahmin..
		Gouda Brahmin
		Hindustani Brahmin
		Kannadasta
		Kāsi Brahmin
		Kēsiar
		Mahratta Brahmin..
		Nambiyān
		Survēriya
		Tamil Brahmin ...	357	177	180	7	4	3
		Telugu Brahmin
		Malayala Brahmin ...	257	131	126	109	67	42
		Akkaradēsi
		Bhattadiri
		Embrān ...	80	58	22	41	20	21
		Nambūdiri ...	414	203	211	63	28	35
		Ponmany Gramom.
		Pōtti ...	15	13	2
		Tiruvallādēsi ...	23	12	11
		Trippūnitoraidēsi..
		2 Ariapattar
		3 Ilayadu ...	134	68	66	191	99	92
		4 Tangal
		Total Group 5 ...	1,843	954	889	1,243	643	600

XVI.

Nationality or Traditional Occupation—(Continued).

—(Continued).

Parur.			Cardamom Hills.			Periyar & Thekkadi.		
Total.	Males.	Females.	Total.	Males.	Females.	Total.	Males.	Females.
99	100	101	102	103	104	105	106	107
...	14	9	5
125	74	51
...	3	3	...
...
...
...
...
19	8	11	8	2	6
...
...
440	260	180	1	1	...	10	7	3
...
51	33	18	2	2	...
...
...	9	9	...
...
30	12	18
...
22	15	7
...
...
64	36	28
...
751	438	313	15	10	5	32	23	9

TABLE
Castes, Tribes and Races, by

NAME AND CLASSIFICATION.					STATE TOTAL.		
CLASS.	GROUP.	CASTE, &c.	No. of recorded sub-divisions.	Religion.	Total.	Males.	Females.
1	2	3	4	5	6	7	8
B. Professional.	6. Devotees.	1 Fakkir	Mussalman.	5	4	1
		2 Gosains ...	1	Hindu...	61	40	21
		3 Sannyāsi	" ...	9	8	1
		4 Vyravi ...	2	" ...	712	356	356
		Total Group 6	787	408	379
	7. Temple servants.	1 Ambalavāsi ...	16	Hindu ...	7,469	3,890	3,579
		2 Krishnanvagai...	...	" ...	6,953	3,394	3,559
		3 Pilāppalli	" ...	69	33	36
		4 Sātāni ...	1	" ...	14	7	7
	Total Group 7	14,505	7,324	7,181	
8. Genealogists.	Tākur	Hindu...	4	3	1	
10. Astrologers and Quack-doctors.	1 Kaniyān ...	1	Hindu ...	9,548	4,846	4,702	
	2 Pulluvan	" ...	274	123	151	
	Total Group 10	9,822	4,969	4,853	
Total Class B.	72,027	37,478	34,549		

XVI.

Nationality or Traditional Occupation—(Continued).

Talucs.								
Tovala.			Agastiswaram.			Eraniel.		
Total.	Males.	Females.	Total.	Males.	Females.	Total.	Males.	Females.
9	10	11	12	13	14	15	16	17
...
...	9	9
...	1	1
71	23	48	215	112	103	120	58	62
71	23	48	225	122	103	120	58	62
7	4	3	56	22	34	102	42	60
9	5	4	42	20	22	5,175	2,516	2,659
...
...
16	9	7	98	42	56	5,277	2,558	2,719
...
28	17	11	44	20	24	52	24	28
...
28	17	11	44	20	24	52	24	28
1,376	697	679	3,943	1,973	1,970	5,925	2,872	3,053

TABLE
Castes, Tribes and Races, by

1	2	3	TALUQS					
			Kalkulam.			Vilavankodu.		
			Total.	Males.	Females.	Total.	Males.	Females.
CLASS.	GROUP.	CASTE, &C.	18	19	20	21	22	23
B. Professional.	6. Devotees.	1 Fakkir
		2 Gosains ...	2	2
		3 Sanniyāsi
		4 Vyraivi ...	64	32	32
		Total Group 6 ...	66	34	32
	7. Temple servants.	1 Ambalavāsi ...	91	54	37	68	46	22
		2 Krishnanvagai...	1,681	824	857
		3 Pilāppalli
	8. Genealogists.	4 Sātāni
		Total Group 7 ...	1,772	878	894	68	46	22
10. Astrologers and Quack-doctors.	Tākur	
	1 Kaniyān ...	77	42	35	250	122	128	
	2 Pulluvan	
	Total Group 10 ...	77	42	35	250	122	128	
Total Class B. ...		3,644	1,856	1,788	925	468	457	

XVI.

Nationality or Traditional Occupation—(Continued).

—(Continued).

Neyattankara.			Trivandram.			Nedumangadu.		
Total.	Males.	Females.	Total.	Males.	Females.	Total.	Males.	Females.
24	25	26	27	28	29	30	31	32
...
...	21	13	8
...
...	67	33	34
...	21	13	8	67	33	34
181	87	94	328	173	155	76	34	42
31	19	12	5	5	...	10	5	5
...
...
212	106	106	333	178	155	86	39	47
...
271	134	137	214	119	95	215	104	111
...
271	134	137	214	119	95	215	104	111
1,335	666	669	8,781	4,774	4,007	974	452	522

TABLE
Castes, Tribes and Races, by

CLASS.	GROUP.	CASTE, &c.	TALUQS					
			Sirayinkil.			Kottarakkara.		
			Total.	Males.	Females.	Total.	Males.	Females.
1	2	3	33	34	35	36	37	38
B. Professional.	6. Devotees.	1 Fakkir
		2 Gosains ...	1	1
		3 Sanniyasi
		4 Vyraivi ...	3	2	1
		Total Group 6 ...	4	3	1
	7. Temple servants.	1 Ambalavāsi ...	143	70	73	186	103	83
		2 Krishnanvagai...
		3 Pilāppalli
	4 Sātāni	
	Total Group 7 ...	143	70	73	186	103	83	
8. Genealogists.	Tākur	
10. Astrologers and Quack-doctors.	1 Kaniyān ...	264	127	137	392	196	196	
	2 Pulluvan	26	10	16	
	Total Group 10 ...	264	127	137	418	206	212	
Total Class B. ...		2,217	1,091	1,126	1,514	791	723	

XVI.

Nationality or Traditional Occupation—(Continued).

—(Continued).

Pattapuram.			Shenkotta.			Quilon.		
Total.	Males.	Females.	Total.	Males.	Females.	Total.	Males.	Females.
39	40	41	42	43	44	45	46	47
...
...
...
9	9	...	154	85	69	7	6	1
9	9	...	154	85	69	7	6	1
121	65	56	25	15	10	138	66	72
...
...
...	5	2	3
121	65	56	25	15	10	143	68	75
...
191	102	89	444	200	244
...	13	7	6	33	2	31
191	102	89	13	7	6	477	202	275
720	405	315	2,921	1,368	1,553	1,555	860	695

TABLE
Castes, Tribes and Races, by

CLASS.		GROUP.	CASTE, &c.	TALUQS					
				Kunnattur.			Karunagappalli.		
1	2	3	Total.	Males.	Females.	Total.	Males.	Females.	
B. Professional.									
6. Devotees.		1 Fakkir	
		2 Gosains	
		3 Sanniyāsi	
		4 Vyravi	
		Total Group 6	
7. Temple servants.		1 Ambalavāsi ...	154	89	65	345	170	175	
		2 Krishnanvagai	
		3 Pilāppalli	
4 Sātāni			
Total Group 7	154	89	65	345	170	175		
8. Genealogists.		Takur	
10. Astrologers and Quack-doctors.		1 Kaniyān ...	448	228	220	444	212	232	
		2 Pulluvan ...	14	9	5	11	6	5	
		Total Group 10 ...	462	237	225	455	218	237	
Total Class B. ...		1,321	711	610	1,556	771	785		

XVI.

Nationality or Traditional Occupation—(Continued).

—(Continued).

Kartigappalli.			Mavellikara.			Chenganur.		
Total.	Males.	Females.	Total.	Males.	Females.	Total.	Males.	Females.
54	55	56	57	58	59	60	61	62
...
...
...	9	2	7
...	9	2	7
309	173	136	442	230	212	261	131	130
...
...
...
309	173	136	442	230	212	261	131	130
...
451	216	235	536	301	235	564	302	262
...	1	1
451	216	235	537	302	235	564	302	262
2,521	1,384	1,137	2,216	1,209	1,007	1,901	1,078	823

TABLE
Castes, Tribes and Races, by

CLASS.		GROUP.	CASTE, &c.	TALUQS					
				Tiruvalla.			Ambalappula.		
				Total.	Males.	Females.	Total.	Males.	Females.
1	2	3	63	64	65	66	67	68	
B. Professional.	6. Devotees.	1 Fakkir	
		2 Gosains	
		3 Sanniyāsi	
		4 Vyravi	
		Total Group 6	
	7. Temple ser- vants.	1 Ambalavāsi ...	364	187	177	293	163	130	
		2 Krishnanvagai...	69	33	36	
		3 Pilāppalli	
		4 Sātāni	
	Total Group 7 ...	364	187	177	362	196	166		
8. Genea- logists.	Tākur		
10. Astrologers and Quack-doctors.	1 Kaniyān ...	647	331	316	400	205	195		
	2 Pulluvan ...	11	7	4	10	2	8		
	Total Group 10 ...	658	338	320	410	207	203		
Total Class B. ...	2,515	1,363	1,152	2 846	1,420	1,426			

XVI.

Nationality or Traditional Occupation--(Continued).

—(Continued).

Sherttala.			Vykkam.			Ettamanur.		
Total.	Males.	Females.	Total.	Males.	Females.	Total.	Males.	Females.
69	70	71	72	73	74	75	76	77
...	5	4	1
...	17	7	10
...
...
...	22	11	11
601	321	280	279	151	128	429	230	199
...
...
...
601	321	280	279	151	128	429	230	199
...
258	127	131	289	155	134	329	153	176
4	2	2
262	129	133	289	155	134	329	153	176
1,548	852	696	2,525	1,391	1,134	2,598	1,339	1,259

TABLE
Castes, Tribes and Races, by

Class.	Group.	Caste, &c.	TALUQS					
			Kottayam.			Changanacheri.		
			Total.	Males.	Females.	Total.	Males.	Females.
1	2	3	78	79	80	81	82	83
B. Professional.	6. Devotees.	1 Fakkir
		2 Gosains
		3 Sanniyāsi	1	1	...
		4 Vyravi
		Total Group 6	1	1	...
	7. Temple Servants.	1 Ambalavāsi ...	464	246	218	312	146	166
		2 Krishnanvagai...
		3 Pilāppalli
		4 Satāni
		Total Group 7 ...	464	246	218	312	146	166
8. Genealogists.	Tākur	
	10. Astrologers and Quack-doctor.	1 Kaniyān ...	415	211	204	48	27	21
		2 Pulluvan ...	6	2	4
		Total Group 10 ...	421	213	208	48	27	21
	Total Class B. ...	2,675	1,382	1,293	1,129	613	516	

XVI.

Nationality or Traditional Occupation—(Continued).

—(Continued).

Meenachal.			Muvattappula.			Todupula.		
Total.	Males.	Females.	Total.	Males.	Females.	Total.	Males.	Females.
84	85	86	87	88	89	90	91	92
...
...
...
...
94	50	44	380	201	179	42	25	17
...
...
...
94	50	44	380	201	179	42	25	17
...
205	104	101	831	425	406	168	94	74
4	3	1	17	7	10	5	5	...
209	107	102	848	432	416	173	99	74
1,111	629	482	2,936	1,490	1,446	521	285	236

TABLE
Castes, Tribes and Races, by

1 2		3	TALUQS						
			CASTE, &c.	Kunnattuadu.			Alangadu.		
				Total.	Males.	Females.	Total.	Males.	Females.
1	2	3	93	94	95	96	97	98	
B. Professional.		6. Devotees.		1 Fakkir
		2 Gosains		
		3 Sanniyāsi		
		4 Vyraivi		
		Total Group 6		
7. Temple ser- vants.		1 Ambalavāsi	538	284	254	469	212	257	
		2 Krishnanvagai...	
		3 Pilāppalli	
4 Sātāni			
Total Group 7 ..	538	284	254	469	212	257			
8. Genea- logists.		Tākur	
		1 Kaniyān	853	445	408	186	86	100	
10. Astrologers and Quack-doctors.		2 Pulluvan	100	49	51	10	4	6	
		Total Group 10	953	494	459	196	90	106	
		Total Class B.	3,334	1,732	1,602	1,908	945	963	

XVI.

Nationality or Traditional Occupation—(Continued).

—(Continued).

Parur.			Cardamom Hills.			Periyar and Thekkadi.		
Total.	Males.	Females.	Total.	Males.	Females.	Total.	Males.	Females.
99	100	101	102	103	104	105	106	107
...
11	8	3
...
...
11	8	3
171	100	71
...
...	9	5	4
...
171	100	71	9	5	4
...	4	3	1
...
30	14	16	4	3	1
...	9	7	2
...
30	14	16	4	3	1	9	7	2
...
963	560	403	19	13	6	54	38	16

TABLE
Castes, Tribes and Races, by

NAME AND CLASSIFICATION.					STATE TOTAL.		
CLASS.	GROUP.	CASTE, &C.	No. of recorded sub-divisions.	Religion.	Total.	Males.	Females.
1	2	3	4	5	6	7	8
C. Commercial.	14. Traders.	1 Balija ...	11	Hindu....	449	249	200
		2 Baniya	{ Hindu Jain }	62	53	9
		3 Chetti ...	28	Hindu....	17,769	9,089	8,680
		4 Ilavaniyan	,, ...	3,311	1,647	1,664
		5 Jonaka ...	1	Muslmn.	51,791	26,568	25,223
		6 Labbai	,, ...	361	213	148
		7 Mëttan ..	1	,, ...	54,086	27,523	26,563
		8 Rāwat	,, ...	57	30	27
		9 Vaduka ...	13	Hindu....	2,696	1,427	1,269
		10 Vaisya	,, ...	474	259	215
	Total Group 14	131,056	67,058	63,998	
	15. Pedlars.	1 Balukar	Hindu....	6	6	...
		2 Manikār	,, ...	36	22	14
		Total Group 15	42	28	14
		Total Class C.	131,098	67,086	64,012

XVI.

Nationality or Traditional Occupation—(Continued).

TALUQS.								
Tovala.			Agastiswaram.			Eraniel.		
Total.	Males.	Females.	Total.	Males.	Females.	Total.	Males.	Females.
9	10	11	12	13	14	15	16	17
...
...
134	44	90	842	400	442	2,560	1,243	1,317
171	82	89	163	88	75	149	67	82
...
...
...	2,333	1,127	1,206	1,387	739	648
...	17	9	8
371	194	177	264	127	137	8	7	1
27	20	7	22	11	11
703	340	363	3,619	1,751	1,868	4,126	2,067	2,059
...
...
...
703	340	363	3,619	1,751	1,868	4,126	2,067	2,059

TABLE
Castes, Tribes and Races, by

CLASS. GROUP.		CASTE, &C.	TALUQS					
			Kalkulam.			Vilavankodu.		
			Total.	Males.	Females.	Total.	Males.	Females.
1	2	3	18	19	20	21	22	23
C. Commercial.	14. Traders.	1 Baliya
		2 Baniya
		3 Chetti	541	278	263	505	283	222
		4 Ilavaniyan	48	24	24
		5 Jonaka
		6 Labbai
		7 Mëttan	2,232	1,124	1,108	925	490	435
		8 Rāwut
		9 Vaduka	98	66	32
		10 Vaisya
		Total Group 14 ...	2,919	1,492	1,427	1,430	773	657
	15. Pedlars.	1 Balukar
		2 Manikār
		Total Group 15
Total Class C. ...		2,919	1,492	1,427	1,430	773	657	

XVI.

Nationality or Traditional Occupation—(Continued).

—(Continued).

Neyyattankara.			Trivandram.			Nedumangadu.		
Total.	Males.	Females.	Total.	Males.	Females.	Total.	Males.	Females.
24	25	26	27	28	29	30	31	32
...	56	33	23
...
225	118	107	1,210	591	619	156	88	68
6	6	...	292	138	154	16	6	10
...	7	2	5
...
3,056	1,454	1,602	3,289	1,631	1,658	2,028	1,073	955
...	34	15	19
14	12	2	1,220	592	628	55	31	24
...	21	14	7
3,301	1,590	1,711	6,129	3,016	3,113	2,255	1,198	1,057
...
...
...
3,301	1,590	1,711	6,129	3,016	3,113	2,255	1,198	1,057

TABLE
Castes, Tribes and Races, by

CLASS. GROUP.		CASTE, &c.	TALUQS					
			Sirayinkil.			Kottarakkara.		
			Total.	Males.	Females.	Total.	Males.	Females.
1	2	3	33	34	35	36	37	38
C. Commercial.	14. Traders.	1 Baliya
		2 Baniya
		3 Chetti ...	473	237	236	877	463	414
		4 Ilavaniyan	12	12	...
		5 Jonaka ...	769	353	416
		6 Labbai
		7 Mëttan ...	9,478	4,696	4,782	3,026	1,575	1,451
		8 Rāwut
		9 Vaduka	6	5	1
		10 Vaisya
	Total Group 14 ...		10,720	5,286	5,434	3,921	2,055	1,866
	15. Pedlars.	1 Balukar
		2 Manikār
Total Group 15	
Total Class C. ...		10,720	5,286	5,434	3,921	2,055	1,866	

XVI.

Nationality or Traditional Occupation — *Continued*.

—(Continued).

Pattanamparam.			Shenkotta.			Quilon.		
Total.	Males.	Females.	Total.	Males.	Females.	Total.	Males.	Females.
39	40	41	42	43	44	45	46	47
...	393	216	177
...
647	312	335	313	159	154	1,524	777	747
...	2,423	1,204	1,219	23	13	10
85	62	23
...	267	138	129
3,980	1,948	2,032	10,380	5,172	5,208
...
58	28	30	6	4	2	267	131	136
...
4,770	2,350	2,420	2,742	1,367	1,375	12,854	6,447	6,407
...	1	1	...
...
...	1	1	...
4,770	2,350	2,420	2,742	1,367	1,375	12,855	6,448	6,407

TABLE
Castes, Tribes and Races, by

CLASS. GROUP.		CASTE, &C.	TALUQS					
			Kunnattur.			Karunagappalli.		
			Total.	Males.	Females.	Total.	Males.	Females.
1	2	3	48	49	50	51	52	53
C. Commercial.	14. Traders.	1 Baliya
		2 Baniya
		3 Chetti ...	240	134	115	133	77	56
		4 Ilavaniyan
		5 Jonaka ...	725	327	398	10,543	5,487	5,056
		6 Labbai
		7 Mëttan ...	2,016	1,086	930	1,616	966	650
		8 Rāwut
		9 Vaduka	5	3	2
		10 Vaisya
	Total Group 14 ...		2,990	1,547	1,443	12,297	6,533	5,764
	15. Pedlars.	1 Balukar
		2 Manikār
		Total Group 15
Total Class C. ...		2,990	1,547	1,443	12,297	6,533	5,764	

XVI.

Nationality or Traditional Occupation—(Continued).

—(Continued).

Kartigappalli.			Mavellikara.			Chenganur.		
Total.	Males.	Females.	Total.	Males.	Females.	Total.	Males.	Females.
54	55	56	57	58	59	60	61	62
...
...
96	48	48	220	107	113	12	6	6
...
6,396	3,222	3,174
...
449	218	231	1,641	905	736	2,089	1,080	1,009
...
...
...	1	...	1
6,941	3,488	3,453	1,861	1,012	849	2,102	1,086	1,016
...
...
...
6,941	3,488	3,453	1,861	1,012	849	2,102	1,086	1,016

TABLE
Castes, Tribes and Races, by

CLASS.	GROUP.	CASTE, &c.	TALUQS					
			Tiruvalla.			Ambalappula.		
			Total.	Males.	Females.	Total.	Males.	Females.
1	2	3	63	64	65	66	67	68
C. Commercial.	14. Traders.	1 Baliya
		2 Baniya	54	47	7
		3 Chetti ...	776	404	372	853	447	406
		4 Ilavaniyan	8	7	1
		5 Jonaka	429	224	205
		6 Labbai
		7 Mēttan ...	1,334	734	600	341	174	167
		8 Rāvut
		9 Vaduka ...	2	1	1	98	47	51
		10 Vaisya ...	34	26	8	25	10	15
	Total Group 14 ...	2,146	1,165	981	1,808	956	852	
	15. Pedlars.	1 Balukar
		2 Manikār
		Total Group 15
Total Class C. ...		2,146	1,165	981	1,808	956	852	

XVI.

Nationality or Traditional Occupation—(Continued).

—(Continued).

Sherttala.			Vykkam.			Ettumanur.		
Total.	Males.	Females.	Total.	Males.	Females.	Total.	Males.	Females.
69	70	71	72	73	74	75	76	77
...
...
1,043	543	500	346	178	168	189	95	94
...
1,505	700	805	2,746	1,384	1,362
...
653	363	290	205	98	107
...
6	4	2	15	10	5
35	12	23	12	7	5
3,242	1,622	1,620	3,312	1,670	1,642	201	102	99
...
...
...
3,242	1,622	1,620	3,312	1,670	1,642	201	102	99

TABLE
Castes, Tribes and Races, by

CLASS.		GROUP.	CASTE, &c.	TALUQS					
				Kottayam.			Changanacheri.		
				Total.	Males.	Females.	Total.	Males.	Females.
1	2	3	78	79	80	81	82	83	
C. Commercial.	14. Traders.	1 Baliya	
		2 Baniya	
		3 Chetti ...	122	84	38	229	138	91	
		4 Ilavaniyan	
		5 Jonaka ...	345	193	152	30	19	11	
		6 Labbai	
		7 Mëttan ...	454	250	204	
		8 Rāwut	
		9 Vaduka	4	4	...	
		10 Vaisya	
	Total Group 14 ...	921	527	394	263	161	102		
	15. Pedlars.	1 Balukar	
		2 Manikār	
		Total Group 15	
Total Class C. ...	921	527	394	263	161	102			

XVI.

Nationality or Traditional Occupation—(Continued).

—(Continued).

Meenachal.			Muvattupula.			Todupula.		
Total.	Males.	Females.	Total.	Males.	Females.	Total.	Males.	Females.
84	85	86	87	88	89	90	91	92
...
...
182	104	78	23	16	7	24	11	18
...
...	5,690	2,909	2,781	910	442	468
...
6	6	...	49	31	18
...
22	14	8
3	1	2
213	125	88	5,762	2,956	2,806	934	453	481
...
...
...
213	125	88	5,762	2,956	2,806	934	453	481

TABLE
Castes, Tribes and Races, by

CLASS.	GROUP.	CASTE, &c.	TALUQS					
			Kunnattunadu.			Alangadu.		
			Total.	Males.	Females.	Total.	Males.	Females.
1	2	3	93	94	95	96	97	98
C. Commercial.	14. Traders.	1 Baliya
		2 Baniya
		3 Chetti	479	253	226	39	11	28
		4 Ilavaniyan
		5 Jonaka	10,158	5,249	4,909	8,129	4,268	3,861
		6 Labbai
		7 Mëttan	1,041	514	527
		8 Rāwut
		9 Vaduka
		10 Vaisya	294	158	136
		Total Group 14 ...	11,972	6,174	5,798	8,168	4,279	3,889
	15. Pedlars.	1 Balukar
		2 Manikār
		Total Group 15
		Total Class C. ...	11,972	6,174	5,798	8,168	4,279	3,889

XVI.

Nationality or Traditional Occupation—(Continued).

—(Continued).

Parur.			Cardamom Hills.			Periyar & Thekkadi.		
Total.	Males.	Females.	Total.	Males.	Females.	Total.	Males.	Females.
99	100	101	102	103	104	105	106	107
...
...	8	6	2
2,448	1,263	1,185	118	65	53	181	112	69
...
3,324	1,727	1,597
...	12	7	5	82	68	14
...	78	69	9
...	6	6	...
12	6	6	53	47	6	112	94	18
...
5,784	2,996	2,788	183	119	64	467	355	112
...	5	5	...
...	7	5	2	29	17	12
...	7	5	2	34	22	12
5,784	2,996	2,788	190	124	66	501	377	124

TABLE
Castes, Tribes and Races, by

NAME AND CLASSIFICATION.					STATE	
CLASS.	GROUP.	CASTE, &C.	No. of recorded sub-divisions.	Religion.	Total.	Males.
1	2	3	4	5	6	7
D. Artisans and Village Menials.	17. Goldsmiths.	Tattan ...	4	Hindu...	24,698	12,506
	17(a). Artisans (general).	1 Kammāla ...	4	Hindu...	1,982	985
		2 Kamsāla	" "	13	7
		Total Group 17(a).	1,995	992
	18. Barbers.	1 Ilavāti	Hindu...	2,869	1,380
		2 Kāvadi ...	2	" ...	5,267	2,677
		3 Kōmaram	" ...	257	138
		4 Kshourakan ...	9	" ...	16,130	7,987
		5 Mārān ...	12	" ...	15,228	7,456
		6 Ostta ...	2	Muslimn.	66	22
		7 Taravan	Hindu...	455	226
	Total Group 18	40,272	19,866	
	19. Blacksmiths.	1 Kollan ...	3	Hindu...	26,982	13,903
		2 Lōhar	" ...	3	3
		Total Group 19	26,985	13,906
20. Carpenters, Masons and Turners.	1 Asāri ...	5	Hindu...	33,641	16,932	
	2 Tachan	" "	4,066	2,014	
	Total Group 20	37,707	18,946	
21. Brass and Coppersmiths.	1 Chembutatti	Hindu...	98	56	
	2 Kannān ...	3	" ...	5,697	2,894	
	Total Group 21	5,795	2,950	
22. Tailors.	Pānān ...	3	Hindu...	2,708	1,409	

XVI.

Nationality or Traditional Occupation—(Continued).

TOTAL.	TALUQS.								
	Tovala.			Agastiswaram.			Eraniel.		
	Females.	Total.	Males.	Females.	Total.	Males.	Females.	Total.	Males.
8	9	10	11	12	13	14	15	16	17
12,192	177	94	83	1,409	716	693	553	272	281
997 6	11	7	4	114	59	55	172	88	84
1,003	11	7	4	114	59	55	172	88	84
1,509
2,590	339	141	198	2,664	1,389	1,275
119
8,143	333	143	190	691	357	334	473	224	249
7,772	128	61	67	124	61	63	139	74	65
44
229
20,406	461	204	257	1,154	559	595	3,276	1,687	1,589
13,079	267	135	132	707	359	348	509	258	251
...
13,079	267	135	132	707	359	348	509	258	251
16,709	201	112	89	681	333	348	489	242	247
2,052	406	202	204	483	240	243	104	52	52
18,761	607	314	293	1,164	573	591	593	294	299
42
2,803	25	15	10	658	324	334	220	111	109
2,845	25	15	10	658	324	334	220	111	109
1,299	22	9	13	126	66	60	43	21	22

TABLE
Castes, Tribes and Races, by

CLASS.	GROUP.	CASTE, &C.	TALUQS					
			Kalkulam.			Vilavankodu.		
			Total.	Males.	Females.	Total.	Males.	Females.
1	2	3	18	19	20	21	22	23
D. Artisans and Village Menials.	17. Goldsmiths.	Tattan ...	474	240	234	632	323	309
	17(a). Artisans (general).	1 Kammāla ...	50	18	32	151	66	85
		2 Kamsāla
		Total Group 17(a).	50	18	32	151	66	85
	18. Barbers.	1 Īlavāti
		2 Kāvadi ...	562	277	285	1,228	632	596
		3 Kōmaram
		4 Kshourakan ...	378	185	193	503	250	253
		5 Mārān ...	284	141	143	215	106	109
		6 Ostta
		7 Taravan
	Total Group 18 ...	1,224	603	621	1,946	988	958	
	19. Black- smiths.	1 Kollan ...	574	288	286	537	284	253
		2 Lōhar
		Total Group 19 ...	574	288	286	537	284	253
20. Carpenters, Masons and Turners.	1 Āsāri ...	489	214	275	1,148	589	559	
	2 Tachan ...	94	46	48	
	Total Group 20 ...	583	260	323	1,148	589	559	
21. Brass and Coppersmiths.	1 Chembutatti	
	2 Kammāc ...	75	35	40	17	9	8	
	Total Group 21 ...	75	35	40	17	9	8	
22. Tailors.	Pānān ...	24	14	10	

XVI.

Nationality or Traditional Occupation—(Continued).

—(Continued).

Neyyattankara.			Trivandram.			Nedumangadu.		
Total.	Males.	Females.	Total.	Males.	Females.	Total.	Males.	Females.
24	25	26	27	28	29	30	31	32
474	248	226	2,038	1,014	1,024	732	384	348
161	85	76
...
161	85	76
77	50	27	8	5	3	284	148	141
454	226	228
...
962	489	473	1,017	503	514	764	379	385
277	135	142	662	320	342	1,036	525	511
...	57	16	41
116	55	61	194	99	95
1,886	955	931	1,938	943	995	2,084	1,047	1,037
951	503	448	731	398	333	388	203	185
...
951	503	448	731	398	333	388	203	185
2,223	1,131	1,092	3,102	1,583	1,519	2,011	1,042	969
...
2,223	1,131	1,092	3,102	1,583	1,519	2,011	1,042	969
5	2	3	71	41	30
39	14	25	677	346	331	89	39	50
44	16	28	748	387	361	89	39	50
49	28	21	251	131	120	108	54	54

TABLE
Castes, Tribes and Races, by

CLASS.	GROUP.	CASTE, &c.	TALUQS					
			Sirayinkil.			Kottarakkara.		
			Total.	Males.	Females.	Total.	Males.	Females.
1	2	3	33	34	35	36	37	38
D. Artisans and Village Menials.	17. Goldsmiths.	Tattan ...	978	482	496	606	291	315
	17(a). Artisans (general).	1 Kammāla ...	203	93	110
		2 Kamsāla
		Total Group 17(a).	203	93	110
	18. Barbers.	1 Īlavāti ...	356	148	208	187	85	102
		2 Kāvadi ...	20	12	8
		3 Kōmaram
		4 Kshourakan ...	702	326	376	546	298	248
		5 Mārān ...	942	465	477	999	485	514
		6 Ostta	4	3	1
		7 Taravan ...	145	72	73
	Total Group 18 ...	2,165	1,023	1,142	1,736	871	865	
19. Blacksmiths.	1 Kollan ...	769	383	386	1,098	544	554	
	2 Lōhar	
	Total Group 19 ...	769	383	386	1,098	544	554	
20. Carpenters, Masons and Turners.	1 Āsāri ...	2,391	1,201	1,190	1,136	597	539	
	2 Tachan	36	21	15	
	Total Group 20 ...	2,391	1,201	1,190	1,172	618	554	
21. Brass and Coppersmiths.	1 Chembutatti	
	2 Kannān ...	125	62	63	144	69	75	
	Total Group 21 ...	125	62	63	144	69	75	
22. Tailors.	Pānān ...	172	71	101	120	62	58	

XVI.

Nationality or Traditional Occupation—(Continued).

—(Continued).

Pattapuram.			Shenkotta.			Quilon.		
Total.	Males.	Females.	Total.	Males.	Females.	Total.	Males.	Females.
39	40	41	42	43	44	45	46	47
505	242	263	526	247	279	922	465	457
...	448	230	218	30	15	15
...	13	7	6
...	448	230	218	43	22	21
132	71	61	165	82	83
...
...
262	125	137	405	199	206	626	304	322
450	216	234	121	63	58	709	327	382
...
...
844	412	432	526	262	264	1,500	713	787
530	284	246	699	345	354	1,547	781	766
...
530	284	246	699	345	354	1,547	781	766
564	272	292	487	255	232	2,048	1,010	1,038
142	71	71	179	83	96	343	169	174
706	343	363	666	338	328	2,391	1,179	1,212
...
113	51	62	133	72	61	167	94	73
113	51	62	133	72	61	167	94	73
106	64	42	381	198	183	178	90	88

TABLE
Castes, Tribes and Races, by

CLASS.	GROUP.	CASTE, &C.	TALUQS					
			Kunnattur.			Karunagappalli.		
			Total.	Males.	Females.	Total.	Males.	Females.
1	2	3	48	49	50	51	52	53
D. Artisans and Village Menials.	17. Goldsmiths.	Tattan ...	511	266	245	732	362	370
	17(a). Artisans (general).	1 Kammāla ...	10	6	4
		2 Kamsāla
		Total Group 17(a).	10	6	4
	18. Barbers.	1 Īlavāti ...	101	50	51	290	130	160
		2 Kāvadi
		3 Kōmaram
		4 Kshourakan ...	443	222	221	450	207	243
		5 Mārān ...	786	371	415	820	408	412
		6 Ostta
		7 Taravan
	Total Group 18 ...	1,330	643	687	1,560	745	815	
	19. Black-smiths.	1 Kollan ...	750	375	375	1,033	528	505
		2 Lōhar
		Total Group 19 ...	750	375	375	1,033	528	505
20. Carpenters, Masons and Turners.	1 Asāri ...	1,021	504	517	1,223	628	595	
	2 Tachan ...	210	106	104	320	162	158	
	Total Group 20 ...	1,231	610	621	1,543	790	753	
21. Brass and Coppersmiths.	1 Chembutatti	20	11	9	
	2 Kannān ...	39	27	12	160	84	76	
	Total Group 21 ...	39	27	12	180	95	85	
22. Tailors.	Pānān ...	152	78	74	120	67	53	

XVI.

Nationality or Traditional Occupation—(Continued).

—(Continued).

Kartigappalli.			Mavellikara.			Chenganur.		
Total.	Males.	Females.	Total.	Males.	Females.	Total.	Males.	Females.
54	55	56	57	58	59	60	61	62
908	462	446	554	305	249	655	390	265
...
...
...
415	145	270	130	67	63	165	82	83
...
...
423	213	210	631	322	309	697	325	372
1,234	605	629	638	307	331	431	213	218
...
...
2,072	963	1,109	1,399	696	703	1,293	620	673
1,072	527	545	747	381	366	1,107	576	531
...
1,072	527	545	747	381	366	1,107	576	531
1,661	835	826	1,661	844	817	637	327	310
201	100	101	378	192	186	302	149	153
1,862	935	927	2,039	1,036	1,003	939	476	463
...
180	95	85	62	19	43	308	160	148
180	95	85	62	19	43	308	160	148
113	56	57	103	59	44	146	84	62

TABLE
Castes, Tribes and Races, by

CLASS.	GROUP.	CASTE, &C.	TALUQS					
			Tiruvalla.			Ambalappula.		
			Total.	Males.	Females.	Total.	Males.	Females.
1	2	3	63	64	65	66	67	68
D. Artisans and Village Menials.	17. Goldsmiths.	Tattan ...	1,054	539	515	1,157	508	649
	17(a). Artisans (general).	1 Kammāla
		2 Kamsāla
		Total Group 17(a).
	18. Barbers.	1 Īlavāti ...	227	120	107
		2 Kāvadi
		3 Kōmaram	51	29	22
		4 Kshourakan ...	817	424	393	486	255	231
		5 Mārān ...	467	229	238	571	281	290
		6 Ostta ...	5	3	2
		7 Taravan
	Total Group 18 ...	1,516	776	740	1,108	565	543	
	19. Blacksmiths.	1 Kollan ...	975	513	462	708	359	349
		2 Lōhar
Total Group 19 ...		975	513	462	708	359	349	
20. Carpenters, Masons and Turners.	1 Āsāri ...	977	481	496	1,202	615	587	
	2 Tachan ...	76	35	41	
	Total Group 20 ...	1,053	516	537	1,202	615	587	
21. Brass and Coppersmiths.	1 Chembutatti	
	2 Kannān ...	300	154	146	199	100	99	
	Total Group 21 ...	300	154	146	199	100	99	
22. Tailors.	Pānān ...	116	51	65	39	27	12	

XVI.

Nationality or Traditional Occupation--(Continued).

— (Continued).

Sherttala.			Vykkam.			Ettamanur.		
Total.	Males.	Females.	Total.	Males.	Females.	Total.	Males.	Females.
69	70	71	72	73	74	75	76	77
1,065	586	479	1,702	829	873	428	203	225
...	632	318	314
...	632	318	314
92	53	39
11	4	7	20	13	7	28	15	13
281	141	140	198	95	103	759	336	423
429	214	215	355	175	180	412	209	203
...
...
813	412	401	573	283	290	1,199	560	639
615	307	308	791	400	391	1,029	554	475
615	307	308	791	400	391	1,029	554	475
497	240	257	215	100	115	968	482	486
20	9	11	312	155	157
517	249	268	215	100	115	1,280	637	643
115	56	59	116	59	57	153	79	74
115	56	59	116	59	57	153	79	74
...	14	8	6

TABLE
Castes, Tribes and Races, by

CLASS.	GROUP.	CASTE, &C.	TALUQS					
			Kottayam.			Changanacheri.		
			Total.	Males.	Females.	Total.	Males.	Females.
1	2	3	78	79	80	81	82	83
D. Artisans and Village Menials.	17. Goldsmiths.	Tattan ...	893	462	431	921	472	449
	17(a). Artisans (general).	1 Kammāla
		2 Kamsāla
		Total Group 17(a).
	18. Barbers.	1 Īlavāti ...	14	6	8	17	9	8
		2 Kāvadi
		3 Kōmaram ...	95	50	45	17	12	5
		4 Kshourakan ...	648	339	309	722	371	351
		5 Mārān ...	481	236	245	410	207	203
		6 Ostta
		7 Taravan
	Total Group 18 ...	1,238	631	607	1,166	599	567	
	19. Black-smiths.	1 Kollan ...	1,149	618	531	1,175	624	551
		2 Lōhar
Total Group 19 ...		1,149	618	531	1,175	624	551	
20. Carpenters, Masons and Turners.	1 Āsāri ...	856	414	442	191	94	97	
	2 Tachan ...	288	135	153	51	25	26	
	Total Group 20 ...	1,144	549	595	242	119	123	
21. Brass and Coppersmiths.	1 Chembutatti ...	2	2	
	2 Kannān ...	192	93	99	334	185	149	
	Total Group 21 ...	194	95	99	334	185	149	
22. Tailors.	Pānān	22	11	11	68	33	35	

XVI.

Nationality or Traditional Occupation—(Continued).

—(Continued).

Meenachal.			Muvattupula.			Todupula.		
Total.	Males.	Females.	Total.	Males.	Females.	Total.	Males.	Females.
84	85	86	87	88	89	90	91	92
693	354	339	1,105	572	533	299	147	152
...
...
...
62	33	29
...
35	15	20
381	203	178	564	284	280	126	57	69
441	217	224	569	274	295	145	74	71
...
...
919	468	451	1,133	558	575	271	131	140
644	342	302	2,118	1,077	1,041	217	127	90
...
644	342	302	2,118	1,077	1,041	217	127	90
268	130	138	843	441	402	281	124	157
62	30	32	21	7	14
330	160	170	864	448	416	281	124	157
...
150	77	73	355	187	168
150	77	73	355	187	168
86	38	48	29	14	15	2	2	...

TABLE
Castes, Tribes and Races, by

CLASS.	GROUP.	CASTE, &c.	TALUQS					
			Kunnattuadu.			Alangadu.		
			Total.	Males.	Females.	Total.	Males.	Females.
1	2	3	93	94	95	96	97	98
D. Artisans and Village Menials.	17. Goldsmiths.	Tattan ...	960	509	451	559	270	289
	17(a). Artisans (general).	1 Kammāla
		2 Kamsāla
		Total Group 17(a)
	18. Barbers.	1 ilavāti ...	41	24	17	19	12	7
		2 Kāvadi
		3 Kōmrama
		4 Kshourakan ...	392	193	199	250	121	129
		5 Mārān ...	531	250	281	127	61	66
		6 Ostta
		7 Taravan
	Total Group 18 ...	964	467	497	396	194	202	
	19. Black- smiths.	1 Kollan ...	2,116	1,091	1,025	870	445	425
		2 Lōhar
Total Group 19 ...		2,116	1,091	1,025	870	445	425	
20. Carpenters, Masons and Turners.	1 Āsāri ...	1,902	949	953	1,968	991	977	
	2 Tachan ...	24	15	9	5	3	2	
	Total Group 20 ...	1,926	964	962	1,973	994	979	
21. Brass and Coppersmiths.	1 Chembutatti	
	2 Kannān ...	298	144	154	122	62	60	
	Total Group 21 ...	298	144	154	122	62	60	
22. Tailors.	Pānān ...	63	43	20	55	30	25	

TABLE
Castes, Tribes and Races, by

NAME AND CLASSIFICATION.					STATE	
CLASS.	GROUP.	CASTE, &c.	No. of recorded sub-divisions.	Religion.	Total.	Males.
1	2	3	4	5	6	7
D. Artisans and Village Menials.	22 (a). Grain parchers and confectioners.	1 Idiyar	Hindu...	1,266	660
		2 Mudayar	" ...	1	1
		Total Group 22(a)	1,267	661
	23. Weavers, calenderers and dyers.	1 Kōri	Hindu ...	7	5
		2 Patnūl	" ...	854	393
		3 Sālē	5	" ...	7,289	3,580
	Total Group 23	8,150	3,978	
	24. Washermen.	1 Ainuttar	Hindu...	2	1
		2 Dōbi	" ...	138	65
		3 Mannān	2	" ...	7,082	3,509
4 Velutadan		6	" ..	13,826	6,993	
Total Group 24	21,048	10,568		
26. Shepherds and Wool-weavers.	1 Āttidaya	Hindu ...	217	109	
	2 Gollalu	1	" ...	67	36	
	3 ldaya	9	" ...	5,848	2,863	
	4 Kāngaya	" ...	125	67	
	5 Kūttidaya	" ...	105	58	
Total Group 26	6,362	3,133		
27. Oil pressers.	1 Chekkāla	3	Hindu...	11,592	5,739	
	2 Vānian	3	" ...	13,758	7,031	
	Total Group 27	25,350	12,770	

XVI.

Nationality or Traditional Occupation—(Continued).

TOTAL.	TALUQS.									
	Tovala.			Agastiswaram.			Eraniel.			
	Females.	Total.	Males.	Females.	Total.	Males.	Females.	Total.	Males.	Females.
8	9	10	11	12	13	14	15	16	17	
606
606
2 461 3,709	803	374	429
3,709	3	1	2	3,213	1,557	1,656	869	461	408	
4,172	3	1	2	4,016	1,931	2,085	869	461	408	
1 73 3,573 6,833	
3,573	279	141	138	
6,833	289	153	136	832	422	410	248	118	130	
10,480	289	153	136	832	422	410	527	259	268	
108 31 2,985 58 47	50	26	24	
2,985	1,032	554	478	1,457	651	806	272	149	123	
58	9	5	4	
47	
3,229	1,032	554	478	1,457	651	806	331	180	151	
5,853 6,727	35 261	18 120	17 141	23 1,909	11 957	12 952	939 527	410 265	529 262	
12,580	296	138	158	1,932	968	964	1,466	675	791	

TABLE
Castes, Tribes and Races, by

CLASS.	GROUP.	CASTE, &C.	TALUQS					
			Kalkulam.			Vilavankodu.		
			Total.	Males.	Females.	Total.	Males.	Females.
1	2	3	18	19	20	21	22	23
D. Artisans and Village Menials.	22 (a). Grain parchers and confectioners.	1 Idiyar
		2 Mudayar
		Total Group 22(a)
	23. Weavers, calenderers and dyers.	1 Kōri
		2 Patnūl
		3 Sālē	14	10	4	363	198	165
		Total Group 23 ...	14	10	4	363	198	165
	24. Washermen.	1 Ainuttar
		2 Dōbi
		3 Mannān	243	124	119	304	152	152
4 Velutadan		216	120	96	190	97	93	
	Total Group 24 ...	459	244	215	494	249	245	
26. Shepherds and Wool-weavers.	1 Attidaya	29	14	15	16	8	8	
	2 Gollalu	
	3 Idaya	207	95	112	76	40	36	
	4 Kāngaya	95	51	44	14	8	6	
	5 Kūttidaya	
	Total Group 26 ...	331	160	171	106	56	50	
27. Oil pressers.	1 Chekkāla	456	208	248	1,375	703	672	
	2 Vānian	357	170	187	86	49	37	
	Total Group 27 ...	813	378	435	1,461	752	709	

XVI.

Nationality or Traditional Occupation—(Continued).

—(Continued).

Neyyattankara.			Trivandram.			Nedumangadu.		
Total.	Males.	Females.	Total.	Males.	Females.	Total.	Males.	Females.
24	25	26	27	28	29	30	31	32
...	113	63	50
...
...	113	63	50
...
...	25	8	17
463	251	212	136	66	70
463	251	212	161	74	87
...
...
286	142	144	84	42	42	40	21	19
436	223	213	913	457	456	461	243	218
722	365	357	997	499	498	501	264	237
16	7	9
...	5	3	2
103	55	48	343	181	162	80	40	40
...	7	3	4
...
119	62	57	355	187	168	80	40	40
1,311	691	620	530	240	290	452	230	222
650	393	257	1,765	969	796	297	147	150
1,961	1,084	877	2,295	1,209	1,086	749	377	372

TABLE
Castes, Tribes and Races, by

CLASS.	GROUP.	CASTE, &C.	TALUQS					
			Sirayinkil.			Kottarakkara.		
			Total.	Males.	Females	Total.	Males.	Females.
1	2	3	33	34	35	36	37	38
D. Artisans and Village Menials.	22 (a). Grain parchers and confectioners.	1 Idiyar
		2 Mudayar
		Total Group 22(a)
	23. Weavers, calenderers and dyers.	1 Kōri
		2 Patnūl
		3 Sālē	12	12	...
	Total Group 23	12	12	...	
	24. Washermen.	1 Ainuttar
		2 Dōbi
		3 Mannān	83	43	40	134	58	76
		4 Velutadan	836	439	397	550	288	262
	Total Group 24 ...	919	482	437	684	346	338	
26. Shepherds and Wool-weavers.	1 Āttidaya	89	45	44	
	2 Gollalu	
	3 Idaya	41	18	23	
	4 Kāngaya	
	5 Kūttidaya	
Total Group 26 ...	41	18	23	89	45	44		
27. Oil pressers.	1 Chekkāla	918	436	482	841	420	421	
	2 Vānian	1,898	930	968	68	37	31	
	Total Group 27 ...	2,816	1,366	1,450	909	457	452	

XVI.

Nationality or Traditional Occupation—(Continued).

—(Continued).

Pattanapuram.			Shenkotta.			Quilon.		
Total.	Males.	Females.	Total.	Males.	Females.	Total.	Males.	Females.
39	40	41	42	43	44	45	46	47
...	105	55	50
...
...	105	55	50
...
...	26	11	15
...	5	3	2
...
...	31	14	17
...
...	2	1	1
...	136	63	73
82	36	46	316	149	167	199	91	108
472	240	232	71	36	35	511	260	251
554	276	278	387	185	202	848	415	433
...	17	9	8
...	60	31	29
29	16	13	1,770	843	927	70	35	35
...
...
29	16	13	1,787	852	935	130	66	64
...	338	206	132
92	43	49	928	457	471	559	287	272
92	43	49	928	457	471	897	493	404

TABLE
Castes, Tribes and Races, by

CLASS.	GROUP.	CASTE, &c.	TALUQS					
			Kunnattur.			Karunagappalli.		
			Total.	Males.	Females.	Total.	Males.	Females.
1	2	3	48	49	50	51	52	53
D. Artisans and Village Menials.	22 (a). Grain parchers and confectioners.	1 Idiyar
		2 Mudayar
		Total Group 22(a)
	23. Weavers, calenderers and dyers.	1 Kōri
		2 Patnūl
		3 Sālē
		Total Group 23
	24. Washermen.	1 Ainuttar
		2 Dōbi
		3 Mannān	111	48	63	416	190	226
4 Velutadan		518	261	257	567	272	295	
Total Group 24		629	309	320	983	462	521	
26. Shepherds and Wool-weavers.	1 Āttidaya	
	2 Gollalu	
	3 Idaya	3	3	
	4 Kāngaya	
	5 Kūttidaya	
	Total Group 26	3	3	
27. Oil pressers.	1 Chekkāla	466	232	234	1,824	843	981	
	2 Vānian	198	102	96	768	335	433	
	Total Group 27	664	334	330	2,592	1,178	1,414	

XVI.

Nationality or Traditional Occupation—(Continued).

—(Continued).

Kartigappalli.			Mavellikara.			Chenganur.		
Total.	Males.	Females.	Total.	Males.	Females.	Total.	Males.	Females.
54	55	56	57	58	59	60	61	62
372	183	189
...
372	183	189
...
...
5	2	3	64	29	35
5	2	3	64	29	35
...
...
524	270	254	217	112	105	141	64	77
412	197	215	611	322	289	865	473	392
936	467	469	828	434	394	1,006	537	469
...
...
...
...
...
...
...
381	236	145
399	189	210	200	104	96	646	345	301
780	425	355	200	104	96	646	345	301

TABLE
Castes, Tribes and Races, by

CLASS.	GROUP.	CASTE, &C.	TALUQS					
			Tiruvalla.			Ambalappula.		
			Total.	Males.	Females.	Total.	Males.	Females.
1	2	3	63	64	65	66	67	68
D. Artisans and Village Menials.	22 (a). Grain parchers and confectioners.	1 Idiyar ...	72	39	33	4	2	2
		2 Mudayar
		Total Group 22(a) ...	72	39	33	4	2	2
	23. Weavers, calenderers and dyers.	1 Kōri
		2 Patnūl
		3 Sālē ...	67	36	31
	Total Group 23 ...	67	36	31	
	24. Washermen.	1 Ainuttar
		2 Dobi
		3 Mannān ...	1,394	695	699	790	371	419
4 Velutadan ...		669	319	350	764	376	388	
Total Group 24 ...		2,063	1,014	1,049	1,554	747	807	
26. Shepherds and Wool-weavers.	1 Āttidaya	
	2 Gollalu	
	3 Idaya	151	72	79	
	4 Kāngaya	
	5 Kūttidaya	
Total Group 26	151	72	79		
27. Oil pressers.	1 Chekkāla	7	4	3	
	2 Vānian ...	51	37	14	332	179	153	
	Total Group 27 ...	51	37	14	339	183	156	

XVI.

Nationality or Traditional Occupation — (Continued).

—(Continued).

Sherttala.			Vykkam.			Ettumanur.		
Total.	Males.	Females.	Total.	Males.	Females.	Total.	Males.	Females.
69	70	71	72	73	74	75	76	77
511	267	244	77	45	32
...
511	267	244	77	45	32
...
...
620	299	321	892	405	487
620	299	321	892	405	487
...
...
559	318	241	11	8	3	57	26	31
261	112	149	268	128	140	393	187	206
820	430	390	279	136	143	450	213	237
...
...
...	9	4	5
...
...
...	9	4	5
...
330	144	186	371	201	170	63	28	35
330	144	186	371	201	170	63	28	35

TABLE
Castes, Tribes and Races, by

CLASS.	GROUP.	CASTE, &c.	TALUQS					
			Kottayam.			Changanacheri.		
			Total.	Males.	Females.	Total.	Males.	Females.
1	2	3	78	79	80	81	82	83
D. Artisans and Village Menials.	22 (a). Grain parchers and confectioners.	1 Idiyar
		2 Mudayar
		Total Group 22(a)
	23. Weavers, calenderers and dyers.	1 Kōri
		2 Patnūl
		3 Sālē
		Total Group 23
	24. Washermen.	1 Ainuttar
		2 Dōbi
		3 Mannān	10	4	6	251	126	125
4 Velutadan		498	250	248	550	285	265	
	Total Group 24 ...	508	254	254	801	411	390	
26. Shepherds and Wool-weavers.	1 Āttidaya	
	2 Gollalu	
	3 Idaya	2	1	1	
	4 Kāngaya	
	5 Kūttidaya	
	Total Group 26 ...	2	1	1	
27. Oil pressers.	1 Chekkāla	98	55	43	
	2 Vānian	313	167	146	217	129	88	
	Total Group 27 ...	411	222	189	217	129	88	

Nationality or Traditional Occupation—(Continued).

—(Continued).

Meenachal.			Muvattupula.			Todupula.		
Total.	Males.	Females.	Total.	Males.	Females.	Total.	Males.	Females.
84	85	86	87	88	89	90	91	92
12	6	6
...
12	6	6
...
...
...	2	1	1	4	3	1
...	2	1	1	4	3	1
...
...
10	8	7	117	59	58	42	20	22
325	177	148	297	139	158	93	50	43
335	180	155	414	198	216	135	70	65
...
...
2	2	...	13	...	13
...	105	58	47
...
2	2	...	118	58	60
272	130	142	559	274	285	356	162	194
7	3	4	60	40	20
279	133	146	619	314	305	356	162	194

TABLE
Castes, Tribes and Races, by

Class.	GROUP.	CASTE, &c.	TALUQS					
			Kunnattunadu.			Alangadu.		
			Total.	Males.	Females.	Total.	Males.	Females.
1	2	3	93	94	95	96	97	98
D. Artisans and Village Menials.	22 (a). Grain parchers and confectioners.	1 Idiyar
		2 Mudayar
		Total Group 22 (a)
	23. Weavers, calenderers and dyers.	1 Kōri
		2 Patnūl
		3 Sālē	134	63	71	263	102	161
		Total Group 23 ...	134	63	71	263	102	161
	24. Washermen.	1 Ainuttar
		2 Dōbi
		3 Mannān	341	165	176	4	3	1
		4 Veluttadan	344	167	177	265	132	133
		Total Group 24 ...	685	332	353	269	135	134
26. Shepherds and Wool-weavers.	1 Attidaya	
	2 Gollaiu	
	3 Idaya	4	1	3	75	46	29	
	4 Kāngaya	
	5 Kūttidaya	
	Total Group 26 ...	4	1	3	75	46	29	
27. Oil pressers.	1 Chekkāla	243	141	102	61	33	28	
	2 Vānian	
	Total Group 27 ...	243	141	102	61	33	28	

XVI.

Nationality or Traditional Occupation—(Continued).

—(Continued).

Parur.			Cardamom Hills.			Periyar and Thekkadi.		
Total.	Males.	Females.	Total.	Males.	Females.	Total.	Males.	Females.
99	100	101	102	103	104	105	106	107
...
...	1	1	...
...	1	1	...
...	7	5	2
...
160	81	79
160	81	79	7	5	2
...
...	2	2	...
11	8	3	20	15	5	6	5	1
101	50	51
112	58	54	20	15	5	8	7	1
...
...	2	2	...
...	88	41	47	21	16	5
...
...
...	88	41	47	23	18	5
107	56	51
406	204	202
513	260	253

TABLE
Castes, Tribes and Races, by

		NAME AND CLASSIFICATION.			STATE		
CLASS.	GROUP.	CASTE, &C.	No. of recorded sub-divisions.	Religion.	Total.	Males.	
	2	3	4	5	6	7	
D. Artisans and Village Menials.	28. Potters.	Kosava ...	5	Hindu...	6,395	3,269	
	30. Salt, &c., workers.	Alava ...	1	Hindu...	394	206	
	31. Lime-burners.	Paravan ...	1	Hindu...	8,172	3,983	
	35. Fishermen, Boatmen, Palki-bearers, Water-bearers, Cooks, &c.	1 Chaluppan	Hindu...	921	471
		2 Kāhar	" ...	1	1
		3 Marakkān	2	{ Muslm.	5,491	2,639
		4 Mukkuva	5	{ Christ.	30,354	15,082
		5 Pōndan	" ...	1,139	617
		Total Group 35	37,906	18,810
	35 (a). Personal service.	Chākkār	Hindu...	565	306
	36. Distillers and Toddy-drawers.	1 Iluva	7	Hindu...	414,217	206,528
		2 Pashi	" ...	3	3
		3 Chānnān	11	" ...	136,611	70,001
		4 Tandān	3	" ...	22,614	11,158
		Total Group 36	573,445	287,690
38. Leather-workers.	Chemmān	6	Hindu...	2,156	1,094	
39. Scavengers.	1 Dāss	Hindu...	10	5	
	2 Valluvan	1	" ...	113	56	
		Total Group 39	123	61
	Total Class D.	831,493	417,104	

XVI.

Nationality or Traditional Occupation—(Continued)

TOTAL.	TALUQS.									
	Tovala.			Agastiswaram.			Eraniel.			
	Females.	Total.	Males.	Females.	Total.	Males.	Females.	Total.	Males.	Females.
8	9	10	11	12	13	14	15	16	17	
3,126	200	105	95	365	179	186	450	239	211	
188	282	143	139	50	29	21	
4,189	39	18	21	239	97	142	425	211	214	
450	29	15	14	
...	
2,852	
15,272	415	198	217	409	198	211	181	83	98	
522	22	9	13	
19,096	415	198	217	460	222	238	181	83	98	
259	
207,689	661	319	342	619	307	312	629	332	297	
66,610	3,133	1,593	1,540	21,963	11,002	10,961	42,128	21,638	20,490	
11,456	91	47	44	
285,755	3,794	1,912	1,882	22,582	11,309	11,273	42,848	22,017	20,831	
1,082	13	6	7	346	180	166	52	29	23	
5	
57	6	2	4	
62	6	2	4	
414,389	7,657	3,865	3,792	37,843	18,758	19,085	52,565	26,914	25,651	

TABLE
Castes, Tribes and Races, by

CLASS.	GROUP.	CASTE, &C.	TALUQS					
			Kalkulam.			Vilavankodu.		
			Total.	Males.	Females.	Total.	Males.	Females.
			18	19	20	21	22	23
D. Artisans and Village Menials.	28. Potters.	Kosava ...	170	85	85	237	117	120
	30. Salt, &c., workers.	Alava ...	57	32	25
	31. Lime-burners.	Paravan ...	46	25	21	187	94	93
	35. Fishermen, Boatmen, Palki-bearers, Water-bearers, Cooks, &c.	1 Chaluppan ...	20	13	7
		2 Kāhar
		3 Marakkān
		4 Mukkuva ...	31	12	19	111	52	59
		5 Pōndan ...	172	82	90
		Total Group 35 ...	223	107	116	111	52	59
	35 (a). Personal service.	Chākkār
	36. Distillers and Toddy-drawers.	1 Īluva ...	882	420	462	2,299	1,099	1,200
		2 Pāshi
		3 Chānnān ...	19,378	9,741	9,637	22,917	11,773	11,144
		4 Tandān ...	123	57	66	804	413	391
		Total Group 36 ...	20,383	10,218	10,165	26,020	13,285	12,735
	38. Leather-workers.	Chemmān ...	18	12	6	5	2	3
	39. Scavengers.	1 Dāss
		2 Valluvan
		Total Group 39
		Total Class D. ...	25,518	12,729	12,789	33,415	17,064	16,351

XVI.

Nationality or Traditional Occupation—(Continued).

—(Continued).

Neyattankara.			Trivandram.			Nedumangadu.		
Total.	Males.	Females.	Total.	Males.	Females.	Total.	Males.	Females.
24	25	26	27	28	29	30	31	32
731	399	332	414	209	205	44	21	23
...	5	2	3
204	104	100	674	311	363	272	140	132
...	561	297	264
...
...	394	79	315
10	5	5	373	200	173
14	6	8	34	22	12	10	5	5
24	11	13	1,362	598	764	10	5	5
...
10,832	5,611	5,221	13,295	6,794	6,501	4,551	2,293	2,258
...
17,640	9,156	8,484	1,836	1,020	816	1,195	604	591
945	495	450	1,692	849	843	36	16	20
29,417	15,262	14,155	16,823	8,663	8,160	5,782	2,913	2,869
42	22	20	170	81	89	200	104	96
...
...	5	4	1
...	5	4	1
39,471	20,526	18,945	32,182	16,356	15,826	13,050	6,633	6,417

TABLE
Castes, Tribes and Races, by

CLASS.	GROUP.	CASTE, &c.	TALUQS						
			Sirayinkil.			Kottarakkara.			
			Total.	Males.	Females.	Total.	Males.	Females.	
1	2	3	33	34	35	36	37	38	
D. Artisans and Village Menials.	28. Potters.	Kosava ...	161	74	87	378	186	192	
	30. Salt, &c., workers.	Alava	
	31. Lime-burners.	Paravan ...	815	312	503	20	9	11	
	35. Fishermen, Boatmen, Palki-bearers, Water-bearers, Cooks, &c.	1 Chaluppan	28	11	17
		2 Kāhar
		3 Marakkān	149	65	84
		4 Mukkuva	12	6	6
		5 Pōndan	145	68	77	120	63	57
		Total Group 35	306	139	167	148	74	74
	35 (a). Personal service.	Chākkār	
	36. Distillers and Toddy-drawers.	1 Iluva	26,383	13,044	13,339	10,199	5,069	5,130
		2 Pāshi
		3 Chānnān	583	289	294	300	154	146
		4 Tandān	2,416	1,120	1,296	488	249	239
			Total Group 36	29,382	14,453	14,929	10,987	5,472
38. Leather-workers.	Chemmān	57	30	27	95	38	57	
39. Scavengers.	1 Dāss	
	2 Valluvan	
		Total Group 39	
	Total Class D.	41,300	20,189	21,111	18,198	9,094	9,104	

XVI.

Nationality or Traditional Occupation—(Continued).

—(Continued).

Pattanamparam.			Shenkotta.			Quilon.		
Total.	Males.	Females.	Total.	Males.	Females.	Total.	Males.	Females.
39	40	41	42	43	44	45	46	47
158	85	73	362	184	178	93	45	48
...
8	8	...	28	16	12	56	28	28
...	250	120	130	33	15	18
...
18	13	5	1,070	538	532
...	317	157	160	172	85	87
99	48	51	14	12	2	118	74	44
117	61	56	581	289	292	1,393	712	681
...
4,375	2,288	2,137	716	325	391	25,371	12,492	12,879
...
277	144	133	2,192	1,118	1,074	889	477	412
212	104	108	3,535	1,744	1,791
4,864	2,486	2,378	2,908	1,443	1,465	29,795	14,713	15,082
27	10	17	297	152	145	176	92	84
...
...	22	12	10
...	22	12	10
8,653	4,381	4,272	10,657	5,270	5,387	40,294	19,989	20,305

TABLE
Castes, Tribes and Races, by

CLASS.	GROUP.	CASTE, &c.	TALUQS						
			Kunnattur.			Karunagappalli.			
			Total.	Males.	Females.	Total.	Males.	Females.	
1	2	3	48	49	50	51	52	53	
D. Artisans and Village Menials.	28. Potters.	Kosava ...	179	98	81	26	14	12	
	30. Salt, &c., workers.	Alava	
	31. Lime burners.	Paravan ...	102	49	53	
	35. Fishermen, Boatmen, Palki-bearers, Water-bearers, Cooks, &c.	1 Chaluppan
		2 Kāhar
		3 Marakkān ...	387	159	178	750	367	383	
		4 Mukkuvā	5,728	2,737	2,991	
		5 Pōndan ...	7	5	2	64	33	31	
		Total Group 35 ...	344	164	180	6,542	3,137	3,405	
	35 (a). Personal service.	Chākkār	
	36. Distillers and Toddy-drawers.	1 Īlūva ...	10,181	5,146	5,035	30,628	14,805	15,823	
		2 Pāshi	
		3 Chānnān ...	299	150	149	91	48	43	
4 Tandān ...		752	393	359	4,669	2,233	2,436		
	Total Group 36 ...	11,232	5,689	5,543	35,388	17,086	18,302		
38. Leather-workers.	Chemmān ...	20	10	10	141	68	73		
39. Scavengers.	1 Dāss		
	2 Valluvan		
	Total Group 39		
	Total Class D. ...	17,196	8,661	8,535	50,840	24,532	26,308		

XVI.

Nationality or Traditional Occupation—(Continued).

—(Continued).

Kartigappalli.			Mavellikkara.			Chenganur.		
Total.	Males.	Females.	Total.	Males.	Females.	Total.	Males.	Females.
54	55	56	57	58	59	60	61	62
120	59	61	72	37	35	80	46	34
...
...	42	17	25	239	126	113
...
...	12	9	3
1,828	955	873	58	31	27
142	73	69	21	12	9	50	29	21
1,970	1,028	942	33	21	12	108	60	48
...	107	62	45
28,169	13,535	14,634	22,655	11,246	11,409	14,059	7,158	6,901
...
474	230	244	417	219	198
2,886	1,393	1,493	1,880	977	903	49	26	23
31,529	15,158	16,371	24,535	12,223	12,312	14,525	7,403	7,122
7	2	5	97	50	47	27	16	11
...
...
...
41,926	20,362	21,564	30,775	15,411	15,364	21,186	10,901	10,285

TABLE
Castes, Tribes and Races, by

CLASS.	GROUP.	CASTE, &C.	TALUQS					
			Tiruvalla.			Ambalappula.		
			Total.	Males.	Females.	Total.	Males.	Females.
1	3	63	64	65	66	67	68	
D. Artisans and Village Menials.	28. Potters.	Kosava ...	13	7	6	54	29	25
	30. Salt, &c., workers.	Alava
	31. Lime-burners.	Paravan ...	8	4	4	72	31	41
	34. Fishermen, Boatmen, Palki-bearers, Water-bearers, Cooks, &c.	1 Chaluppan
		2 Kāhar
		3 Marakkān ...	825	419	406
		4 Mukkuvā ...	55	21	34	4,678	2,310	2,368
		5 Pōndan
		Total Group 35 ...	880	440	440	4,678	2,310	2,368
	35 (a). Personal service.	Chākkar ...	458	244	214
	36. Distillers and Toddy-drawers.	1 Iluva ...	13,403	6,770	6,633	19,388	9,399	9,989
		2 Pāshi
		3 Chānnān	3	2	1
		4 Tandān ...	351	197	154	109	64	45
	Total Group 36 ...	13,754	6,967	6,787	19,500	9,465	10,035	
38. Leather-workers.	Chemmān ..	24	9	15	71	35	36	
39. Scavengers.	1 Dāss	10	5	5	
	2 Valluvan	
	Total Group 39	10	5	5	
	Total Class D. ...	22,404	11,346	11,058	30,846	15,053	15,793	

XVI.

Nationality or Traditional Occupation—(Continued).

—(Continued).

Sherttala.			Vykkam.			Ettumannur.		
Total.	Males.	Females.	Total.	Males.	Females.	Total.	Males.	Females.
69	70	71	72	73	74	75	76	77
96	51	45	183	85	98	246	111	135
...
145	75	70	767	392	375	1,047	545	502
...
...
1,936	990	946
2,906	1,501	1,405	6,019	3,051	2,968	502	255	247
...	23	11	12
4,842	2,491	2,351	6,042	3,062	2,980	502	255	247
...
52,896	26,302	26,594	25,604	12,873	12,731	12,057	6,253	5,804
...
...
48	20	28
52,944	26,322	26,622	25,604	12,873	12,731	12,057	6,253	5,804
...	12	10	2	4	2	2
...
...
...
63,433	31,689	31,744	37,647	18,892	18,755	19,090	9,758	9,332

TABLE
Castes, Tribes and Races, by

CLASS.	GROUP.	CASTE, &C.	TALUQS					
			Kottayam.			Changanacheri.		
			Total.	Males.	Females.	Total.	Males.	Females.
1	2	3	78	79	80	81	82	83
D. Artisans and Village Menials.	28. Potters.	Kosava ...	47	31	16	124	66	58
	30. Salt, &c., workers.	Alava
	31. Lime-burners.	Paravan ...	1,139	582	557	222	96	126
	35. Fishermen, Boatmen, Palki-bearers, Water-bearers, Cooks, &c.	1 Chaluppan
		2 Kāhar
		3 Marakkān
		4 Mukkuva ...	96	44	52	57	28	29
		5 Pōndan
		Total Group 35 ...	96	44	52	57	28	29
	35 (a). Personal services.	Chākkār
	36. Distillers and Toddy-drawers.	1 ĩluva ...	12,475	6,262	6,213	8,649	4,475	4,174
		2 Pāshi
		3 Chānnān ...	87	59	28
		4 Tandān ...	18	10	8	302	142	160
		Total Group 36 ...	12,580	6,331	6,249	8,951	4,617	4,334
38. Leather-workers.	Chemmān ...	18	10	8	9	5	4	
39. Scavengers.	1 Dāss	
	2 Valluvan ...	80	38	42	
	Total Group 39 ...	80	38	42	
	Total Class B. ...	19,521	9,879	9,642	14,287	7,384	6,903	

XVI.

Nationality or Traditional Occupation—(Continued).

—(Continued).

Meenachal.			Muvattupula.			Todupula.		
Total.	Males.	Females.	Total.	Males.	Females.	Total.	Males.	Females.
84	85	86	87	88	89	90	91	92
34	21	13	154	76	78
...
402	194	208	627	314	313	275	137	138
...
...
1,049	522	527	523	259	264	1,227	622	605
...
1,049	522	527	523	259	264	1,227	622	605
...
6,431	3,389	3,042	11,495	5,669	5,826	3,565	1,783	1,782
...
...
41	29	12
6,472	3,418	3,054	11,495	5,669	5,826	3,565	1,783	1,782
...	4	3	1
...
...
...
11,407	5,915	5,492	19,560	9,748	9,812	6,632	3,308	3,324

TABLE
Castes, Tribes and Races, by

CLASS.	GROUP.	CASTE.	TALUQS					
			Kunnattunadu.			Alangadu.		
			Total.	Males.	Females.	Total.	Males.	Females.
			93	94	95	96	97	98
1	2	3						
	28. Potters.	Kosava ...	532	284	248	628	309	319
	30. Salt, &c., workers.	Alava
	31. Lime-burners.	Paravan ...	64	40	24
	35. Fishermen, Boatmen, Palki-bearers, Water-bearers, Cooks, &c.	1 Chaluppan
		2 Kāhar
		3 Marakkan
		4 Mukkuva ...	496	244	252	293	144	149
		5 Pōndan
		Total Group 35 ...	496	244	252	293	144	149
	35 (a). Personal service.	Chākkār
	36. Distillers and Toddy-drawers.	1 iluva ...	14,880	7,323	7,557	9,968	5,073	4,895
		2 Pāshi
		3 Chānnān
		4 Tandān ...	29	16	13
			Total Group 36 ...	14,909	7,339	7,570	9,968	5,073
	38. Leather workers.	Chemmān ...	31	20	11
	39. Scavengers.	1 Dāss
		2 Valluvan
			Total Group 39
		Total Class D. ...	23,425	11,682	11,743	15,532	7,837	7,695

XVI.

Nationality or Traditional Occupation—(Continued).

—(Continued).

Parur.			Cardamom Hills.			Periyar and Thekkadi.		
Total.	Males.	Females.	Total.	Males.	Females.	Total.	Males.	Females.
99	100	101	102	103	104	105	106	107
28	11	17	16	6	10
...
...	8	8
...
...	1	1	...
2,799	1,353	1,446	9	9
...	84	65	19
2,799	1,353	1,446	9	9	...	85	66	19
...
16,459	8,395	8,064	405	294	111	38	35	3
...	3	3	...
...	785	569	216	24	15	9
...	1,138	564	574
16,459	8,395	8,064	2,328	1,427	901	65	53	12
...	154	76	78	39	20	19
...
...
...
21,868	11,060	10,808	2,811	1,683	1,128	304	235	69

TABLE
Castes, Tribes and Races, by

NAME AND CLASSIFICATION.					STATE		
CLASS.	GROUP.	CASTE, &c.	No. of recorded sub-divisions.	Religion.	Total.	Males.	
1	2	3	4	5	6	7	
E. Vagrant minor Artisans and Performers.	40. Grind-stone makers and stone-quarriers.	Kallāsāri ...	3	Hindu...	8,138	4,079	
	41. Earth-workers & stone-dressers.	1 Ottan	Hindu...	377	292	
		2 Ottiya	" ...	25	10	
		Total Group 41	402	302	
	43. Mat-makers, cane-splitters, grass-cutters, &c.	Nolayan ...	1	Hindu...	2,323	1,260	
	44. Hunters, Fowlers, &c.	1 Talavan	1	Hindu...	756	371
		2 Vēdan	1	" ...	6,809	3,498
		3 Vettāran	" ...	349	178
		Total Group 44	7,914	4,047	
	45. Miscellaneous and disreputable vagrants.	1 Kākkālan	1	Hindu...	897	422
		2 Passiavan	" ...	64	35
		Total Group 45	961	457	
	45(a). Beggars.	1 Panisivan	Hindu...	58	32
		2 Sangampandāram	10	" ...	10,724	5,416
		Total Group 45(a).	10,782	5,448	
46. Tumblers and Acrobats.	1 Gopāl	Hindu...	4	3	
	2 Kūttādi	" ...	38	17	
	Total Group 46	42	20		
47. Jugglers, snake charmers and animal exhibitors.	Kuluvan	1	Hindu...	73	42	
	Total Class E.	30,635	15,655	

XVI.

Nationality or Traditional Occupation—(Continued).

TOTAL.	TALUQS.								
	Tovala.			Agastiswaram.			Eraniel.		
Females.	Total.	Males.	Females.	Total.	Males.	Females.	Total.	Males.	Females.
8	9	10	11	12	13	14	15	16	17
4,059	65	35	30	406	204	202	251	116	135
85
15
100
1,063	21	21	...	139	73	66
385
3,311	2	1	1
171	327	166	161	21	11	10
3,867	2	1	1	327	166	161	21	11	10
475
29	9	3	6	55	32	23
504	9	3	6	55	32	23
26	11	8	3
5,308	300	124	176	567	283	284	506	271	235
5,334	300	124	176	578	291	287	506	271	235
1
21	38	17	21
22	38	17	21
31	36	20	16	3	3	...
14,980	376	163	213	1,461	751	710	920	474	446

TABLE
Castes, Tribes and Races, by

CLASS.	GROUP.	CASTE, &C.	TALUQS					
			Kalkulam.			Vilavankodu.		
			Total.	Males.	Females.	Total.	Males.	Females.
1	2	3	18	19	20	21	22	23
E. Vagrant minor Artisans and Performers.	40. Grind-stone makers and stone-quarriers.	Kallāsāri ...	229	123	106	66	32	34
	41. Earth-workers & stone-dressers.	1 Ottan
		2 Ottiya
		Total Group 41
	43. Mat-makers, cane-splitters, grass-cutters, &c.	Nolayan ...	26	14	12	269	135	134
	44. Hunters, Fowlers, &c.	1 Talavan
		2 Vēdan ...	40	18	22
		3 Vettāran
		Total Group 44 ...	40	18	22
	45. Miscellaneous and disreputable vagrants.	1 Kākkālan
		2 Passiavan
		Total Group 45
	45(a). Beggars.	1 Panisivan ...	22	13	9
2 Sangampandāram ...		240	135	105	168	95	73	
Total Group 45(a).		262	148	114	168	95	73	
46. Tumblers and Acrobats.	1 Gopāl	
	2 Kūttādi	
	Total Group 46	
47. Jugglers, snake charmers and animal exhibitors.	Kuluvan ...	10	7	3	
	Total Class E. ...	567	310	257	503	262	241	

XVI.

Nationality or Traditional Occupation—(Continued).

—(Continued).

Neyattankara.			Trivandram.			Nedumangadu.		
Total.	Males.	Females.	Total.	Males.	Females.	Total.	Males.	Females.
24	25	26	27	28	29	30	31	32
159	76	83	399	201	198	280	136	144
...	103	49	54	19	11	8
...
...	103	49	54	19	11	8
952	521	431	718	377	341
16	10	6	87	46	41
212	106	106	4	2	2	1,153	603	550
...	1	1
228	116	112	5	3	2	1,240	649	591
...
...
...
...	25	11	14
601	310	291	592	327	265	1,135	585	550
601	310	291	592	327	265	1,160	596	564
...	4	3	1
...
...	4	3	1
...	12	2	10
1,940	1,023	917	1,833	962	871	2,699	1,392	1,307

TABLE
Castes, Tribes and Races, by

CLASS.	GROUP.	CASTE, &C.	TALUQS					
			Sirayinkil.			Kottarakkara.		
			Total.	Males.	Females.	Total.	Males.	Females.
1	2	3	33	34	35	36	37	38
E. Vagrant minor Artisans and Performers.	40. Grind-stone makers and stone-quarriers.	Kallāsāri ...	39	20	19	104	42	62
	41. Earth-workers & stone-dressers.	1 Ottan
		2 Ottiya
		Total Group 41
	43. Mat-makers, cane-splitters, grass-cutters, &c.	Nolayan ...	198	119	79
	44. Hunters, Fowlers, &c.	1 Talavan	382	188	194
		2 Vēdan ...	972	516	456	2,125	1,033	1,092
		3 Vettāran
		Total Group 44 ..	972	516	456	2,507	1,221	1,286
	45. Miscellaneous and disreputable vagrants.	1 Kākkālan	99	54	45
		2 Passiavan
		Total Group 45	99	54	45
	45(a). Beggars.	1 Panisivan
2 Sangampandāram ...		296	130	166	550	272	278	
Total Group 45(a).		296	130	166	550	272	278	
46. Tumblers and Acrobats.	1 Gopāl	
	Kūttādi	
	Total Group 46	
47. Jugglers, snake charmers and animal exhibitors.	Kuluvan	
	Total Class E. ...	1,505	785	720	3,260	1,589	1,671	

XVI.

Nationality or Traditional Occupation—(Continued).

—(Continued).

Pattanapuram.			Shenkotta.			Quilon.		
Total.	Males.	Females.	Total.	Males.	Females.	Total.	Males.	Females.
39	40	41	42	43	44	45	46	47
246	120	126	299	158	141	413	200	213
...
...
...
...
182	82	100
511	263	248	878	464	414
...
693	345	348	878	464	414
20	13	7	54	22	32
...
20	13	7	54	22	32
...
224	116	108	169	74	95	156	83	73
224	116	108	169	74	95	156	83	73
...
...
...
...	12	10	2
1,183	594	589	468	232	236	1,513	779	734

TABLE
Castes, Tribes and Races, by

CLASS.	GROUP.	CASTE, &C.	TALUQS						
			Kunnattur.			Karunagappalli.			
			Total.	Males.	Females.	Total.	Males.	Females.	
1	2	3	48	49	50	51	52	53	
E. Vagrant minor Artisans and Performers.	40. Grind-stone makers and stone-quarriers.	Kallāsāri ...	194	93	101	448	217	231	
	41. Earth-workers & stone-dressers.	1 Ottan	
		2 Ottiya	
		Total Group 41	
	43. Mat-makers, cane splitters, grass-cutters, &c.	Nolayan	
	44. Hunters, Fowlers, &c.	1 Talavan	89	45	44
		2 Vēdan	140	75	65	46	22	24
		3 Vettāran
		Total Group 44	229	120	109	46	22	24
	45. Miscellaneous and disreputable vagrants.	1 Kākkālan	89	43	46	118	53	65
		2 Passiavan
		Total Group 45	89	43	46	118	53	65
	45(a). Beggars.	1 Panisiyan
		2 Sangampāndārun	467	228	239	489	235	254
Total Group 45(a).		...	467	228	239	489	235	254	
46. Tumblers and Acrobats.	1 Gopāl	
	2 Kūttādi	
	Total Group 46	
47. Jugglers, snake charmers and animal exhibitors.	Kuluvan	
	Total Class E.	979	484	495	1,101	527	574	

XVI.

Nationality or Traditional Occupation—(Continued).

—(Continued).

Sherttala.			Vykkam.			Ettumanur.		
Total.	Males.	Females.	Total.	Males.	Females.	Total.	Males.	Females.
69	70	71	72	73	74	75	76	77
...	198	104	94	340	168	172
...
...
...
...
...
5	1	4	14	8	6	23	14	9
...
5	1	4	14	8	6	23	14	9
...	32	13	19
...
...	32	13	19
...
7	6	1	57	26	31	275	118	157
7	6	1	57	26	31	275	118	157
...
...
...
...
12	7	5	269	138	131	670	313	357

TABLE
Castes, Tribes and Races, by

CLASS.	GROUP.	CASTE, &C.	TALUQS						
			Kottayam.			Changanacheri.			
			Total.	Males.	Females.	Total.	Males.	Females.	
1	2	3	78	79	80	81	82	83	
E. Vagrant minor Artisans and Performers.	40. Grind-stone makers and stone-quarriers.	Kallāsāri ...	311	163	148	292	158	134	
	41. Earth-workers & stone-dressers.	1 Ottan ...	1	1	
		2 Ottiya	
		Total Group 41 ...	1	1	
	43. Mat-makers, cane-splitters, grass-cutters, &c.	Nolayan	
	44. Hunters, Fowlers, &c.	1 Talavan	
		2 Vēdan	80	35	45	
		3 Vettāran	
		Total Group 44	80	35	45	
	45. Miscellaneous and disreputable vagrants.	1 Kākkālan	45	16	29	22	12	10
		2 Passiavan
		Total Group 45	45	16	29	22	12	10
	45(a). Beggars.	1 Panisivan
2 Sangampandāram	161	96	65	53	19	34	
	Total Group 45(a).	...	161	96	65	53	19	34	
46. Tumblers and Acrobats.	1 Gopāl	
	2 Kūttādi	
	Total Group 46	
47. Jugglers, snake charmers and animal exhibitors.	Kuluvan	
	Total Class E.	518	276	242	447	224	223	

XVI.

Nationality or Traditional Occupation—(Continued).

—(Continued).

Meenachal.			Muvattupula.			Todupula.		
Total.	Males.	Females.	Total.	Males.	Females.	Total.	Males.	Females.
84	85	86	87	88	89	90	91	92
132	69	63	698	345	353	157	72	85
...
...
...
...
43	25	18	13	8	5
...
43	25	18	13	8	5
4	3	1	19	10	9	2	1	1
...
4	3	1	19	10	9	2	1	1
...
118	59	59	610	314	296	52	29	23
118	59	59	610	314	296	52	29	23
...
...
...
...
297	156	141	1,340	677	663	211	102	109

TABLE
Castes, Tribes and Races, by

CLASS.	GROUP.	CASTE, &c.	TALUQS					
			Kunnattunadu.			Alangadu.		
			Total.	Males.	Females.	Total.	Males.	Females.
			93	94	95	96	97	98
E. Vagrant minor Artisans and Performers.	40. Grind-stone makers and stone-quarriers.	Kallāsāri ...	287	138	149	369	175	194
	41. Earth-workers & stone-dressers.	1 Ottan
		2 Ottiya
		Total Group 41
	43. Mat-makers, cane-splitters, grass-cutters, &c.	Nolayan
	44. Hunters, Fowlers, &c.	1 Talavan
		2 Vēdan	7	7	...
		3 Vettāran
		Total Group 44	7	7	...
	45. Miscellaneous and disreputable vagrants.	1 Kākkālan	46	16	30
		2 Passiavan
		Total Group 45	46	16	30
	45(a). Beggars.	1 Panisivan
		2 Sangampandāram	404	176	228	275	138
		Total Group 45(a).	...	404	176	228	275	138
46. Tumblers and Acrobats.	1 Gopāl	
	2 Kūttādi	
	Total Group 46	
47. Jugglers, snake charmers and animal exhibitors.	Kuluvan	
	Total Class E.	737	330	407	651	320	331

XVI.

Nationality or Traditional Occupation—(Continued).

—(Continued).

Parur.			Cardamom Hills.			Periyar & Thekkadi.		
Total.	Males.	Females.	Total.	Males.	Females.	Total.	Males.	Females.
99	100	101	102	103	104	105	106	107
105	56	49	125	71	54	80	46	34
...	254	231	23
...
...	254	231	23
...
...
164	80	84	101	93	8
...
164	80	84	101	93	8
7	4	3
...
7	4	3
...
55	8	47	34	31	3	43	30	13
55	8	47	34	31	3	43	30	13
...
...
...
...
331	148	183	159	102	57	478	400	78

TABLE
Castes, Tribes and Races, by

NAME AND CLASSIFICATION.				STATE		
CLASS.	GROUP.	CASTE, &c.	No. of recorded sub-divisions.	Religion.	Total.	Males.
1	2	3	4	5	6	7
F. Races and Nationalities.	48. Asiatic races of reputed non-Indian descent.	1 Arabs ...	2	Muslmn..	446	260
		2 Chinese	Christn..	1	1
		3 Jew	Jew ...	125	85
		4 Kābūl	Muslmn..	129	84
		5 Mughal	" ...	582	317
		6 Parsi	Parsi ...	1	1
		7 Pathān	Muslmn..	4,353	2,503
		8 Sheik	" ...	414	240
		9 Singhalese	Hindu ...	29	17
		10 Syed	Muslmn..	232	117
		Total Group 48	6,312	3,610
		50 Non-Asiatic races.	European ...	10	{ Christn. { None..	361
	51. Eurasians.	1 East Indian	Christn..	2,072	995
		2 Eurasian	" ...	532	285
		Total Group 51	2,604	1,280
	52. Christian converts.	1 Native ...	3	Christn..	221,006	112,489
		2 Syrian ...	5	" ...	297,795	150,395
		Total Group 52	518,801	262,884
		Total Class F.	528,078	267,984

XVI.

Nationality or Traditional Occupation—(Continued).

TOTAL.	TALUQS.									
	Tovala.			Agastiswaram.			Eraniel.			
	Females.	Total.	Males.	Females.	Total.	Males.	Females.	Total.	Males.	Females.
8	9	10	11	12	13	14	15	16	17	
186
60
45
265
1,845	144	77	67	28	12	16	
174	
12	
115	
2,702	144	77	67	28	12	16	
151	1	1	...	30	16	14	11	5	6	
1,077	11	5	6	24	10	14	16	8	8	
247	1	1	...	58	42	16	
1,324	12	6	6	82	52	30	16	8	8	
1,08,517	1,732	825	907	14,917	7,437	7,480	26,187	12,927	13,260	
1,47,400	191	92	99	486	231	205	
2,55,917	1,732	825	907	15,108	7,529	7,579	26,623	13,158	13,465	
2,60,094	1,745	832	913	15,364	7,674	7,690	26,678	13,183	13,495	

TABLE
Castes, Tribes and Races, by

CLASS.	GROUP.	CASTE, &c.	TALUQS						
			Kalkulam.			Vilavankodu.			
			Total.	Males.	Females.	Total.	Males.	Females.	
1	2	3	18	19	20	21	22	23	
F. Races and Nationalities.	48. Asiatic races of reputed non-Indian descent.	1 Arabs	
		2 Chinese	
		3 Jew	
		4 Kabūl	
		5 Mughal	
		6 Parsi	
		7 Pathān	
		8 Sheik	
		9 Singhalese	
		10 Syed	14	2	12
	Total Group 48	14	2	12	
	50. Non-Asiatic races.	European	8	4	4	1	1	...
	51. Eurasians.	1 East Indian	7	3	4	15	7	8
		2 Eurasian	2	1	1
		Total Group 51	9	4	5	15	7	8
	52. Christian converts.	1 Native	9,739	4,903	4,836	9,642	4,991	4,651	
		2 Syrian	181	94	87	58	31	27	
	Total Group 52	9,920	4,997	4,923	9,700	5,022	4,678	
	Total Class F.	9,951	5,007	4,944	9,716	5,030	4,686	

XVI.

Nationality or Traditional Occupation—(Continued).

—(Continued).

Neyyattankara.			Trivandram.			Nedumangadu.		
Total.	Males.	Females.	Total.	Males.	Females.	Total.	Males.	Females.
24	25	26	27	28	29	30	31	32
...
...
...
...
...	14	14
...	1	1
6	3	3	907	544	363	47	28	19
...	57	26	31
...
...	114	56	58
6	3	3	1,093	641	452	47	28	19
2	1	1	119	66	53	5	4	1
7	4	3	353	174	179	18	8	10
2	1	1	136	65	71
9	5	4	489	239	250	18	8	10
11,958	6,200	5,758	7,079	3,466	3,613	1,384	772	612
25	14	11	1,276	659	617	16	10	6
11,983	6,214	5,769	8,355	4,125	4,230	1,400	782	618
12,000	6,223	5,777	10,056	5,071	4,985	1,470	822	648

TABLE
Castes, Tribes and Races, by

CLASS.	GROUP.	CASTE, &c.	TALUQS						
			Sirayinkil.			Kottarakkara.			
			Total.	Males.	Females.	Total.	Males.	Females.	
1	2	3	33	34	35	36	37	38	
F. Races and Nationalities.	48. Asiatic races of reputed non-Indian descent.	1 Arabs	
		2 Chinese	
		3 Jew	
		4 Kābūl	
		5 Mughal	23	19	4	
		6 Parsi	
		7 Pathān	...	56	44	12	157	88	69
		8 Sheik
		9 Singhalese
		10 Syed
	Total Group 48	...	56	44	12	180	107	73	
	50. Non-Asiatic races.	European	
	51. Eurasians.	1 East Indian	...	7	4	3	87	40	47
2 Eurasian		...	21	12	9	3	3	...	
Total Group 51		...	28	16	12	90	43	47	
	52. Christian converts.	1 Native	...	1,632	786	846	1,862	973	889
2 Syrian		...	38	17	21	7,622	3,790	3,832	
Total Group 52		...	1,670	803	867	9,484	4,763	4,721	
	Total Class F.	...	1,754	863	891	9,754	4,913	4,841	

XVI.

Nationality or Traditional Occupation —(Continued).

—(Continued).

Pattanamparam.			Shenkotta.			Quilon.		
Total.	Males.	Females.	Total.	Males.	Females.	Total.	Males.	Females.
39	40	41	42	43	44	45	46	47
...
...	10	5	5
...	7	7	...	122	77	45
...	263	126	137
...
77	44	33	105	49	56	1,047	623	424
...	240	157	83
...
...	82	43	39
77	44	33	112	56	56	1,764	1,031	733
7	4	3	12	3	9	36	21	15
19	10	9	276	123	153
14	8	6	5	...	5	89	52	37
33	18	15	5	...	5	365	175	190
319	176	143	427	230	197	7,934	3,812	4,122
3,448	1,707	1,741	8,072	4,126	3,946
3,767	1,883	1,884	427	230	197	16,006	7,938	8,068
3,884	1,949	1,935	556	289	267	18,171	9,165	9,006

TABLE
Castes, Tribes and Races, by

CLASS.	GROUP.	CASTE, &c.	TALUQS					
			Kunnattur.			Karunagappalli.		
			Total.	Males.	Females.	Total.	Males.	Females.
1	2	3	48	49	50	51	52	53
F. Races and Nationalities.	48. Asiatic races of reputed non-Indian descent.	1 Arabs
		2 Chinese
		3 Jew
		4 Kabul
		5 Mughal
		6 Parsi
		7 Pathan ...	18	18	5	134	73	61
		8 Sheik
		9 Singhalese
		10 Syed
	Total Group 48 ...	18	18	5	134	73	61	
	50. Non-Asiatic races.	European	
	51. Eurasians.	1 East Indian ...	26	9	17	59	28	31
2 Eurasian	15	5	10	
	Total Group 51 ...	26	9	17	74	33	41	
	52. Christian converts.	1 Native ...	535	261	274	3,526	1,638	1,888
2 Syrian ...		7,924	3,936	3,988	4,447	2,261	2,186	
	Total Group 52 ...	8,459	4,197	4,262	7,973	3,899	4,074	
	Total Class F. ...	8,503	4,219	4,284	8,181	4,005	4,176	

XVI.

Nationality or Traditional Occupation—(Continued).

—(Continued).

Kartigappalli.			Mavellikara.			Chenganur.		
Total.	Males.	Females.	Total.	Males.	Females.	Total.	Males.	Females.
54	55	56	57	58	59	60	61	62
...
...
...
...	201	106	95	56	33	23
...
16	5	11	36	20	16	48	30	18
...	117	57	60
...
...
16	5	11	354	183	171	104	63	41
...
94	43	51	41	18	23	9	5	4
6	4	2
100	47	53	41	18	23	9	5	4
534	261	273	589	295	294	2,915	1,491	1,424
7,392	3,666	3,726	13,843	7,103	6,740	22,398	11,568	10,830
7,926	3,927	3,999	14,432	7,398	7,034	25,313	13,059	12,254
8,042	3,979	4,063	14,827	7,599	7,228	25,426	13,127	12,299

TABLE
Castes, Tribes and Races, by

CLASS.	GROUP.	CASTE, &c.	TALUQS					
			Tiruvalla.			Ambalappulla.		
			Total.	Males.	Females.	Total.	Males.	Females.
1	2	3	63	64	65	66	67	68
F. Races and Nationalities.	48. Asiatic races of reputed non-Indian descent.	1 Arabs	157	84	73
		2 Chinese
		3 Jew
		4 Kābūl
		5 Mughal
		6 Parsi
		7 Pathān	81	29	52	171	99	72
		8 Sheik
		9 Singhalese
		10 Syed
	Total Group 48	81	29	52	328	183	145
	50. Non-Asiatic races.	European	27	15	12
	51. Eurasians.	1 East Indian	13	7	6	443	204	239
		2 Eurasian	83	39	44
		Total Group 51 ...	13	7	6	526	243	283
	52. Christian converts.	1 Native	1,529	750	779	9,916	5,536	4,380
		2 Syrian	39,889	20,429	19,460	10,483	5,051	5,432
		Total Group 52 ...	41,418	21,179	20,239	20,399	10,587	9,812
		Total Class F. ...	41,512	21,215	20,297	21,280	11,028	10,252

XVI.

Nationality or Traditional Occupation—(Continued).

—(Continued).

Sherttala.			Vykkam.			Ettumanur.		
Total.	Males.	Females.	Total.	Males.	Females.	Total.	Males.	Females.
69	70	71	72	73	74	75	76	77
...
...
...
...	9	4	5
44	23	21	341	190	151
...
...
...
44	23	21	341	190	151	9	4	5
...	4	2	2	1	1	...
21	9	12	9	5	4	4	3	1
...
21	9	12	9	5	4	4	3	1
12,376	6,145	6,231	2,528	1,308	1,220	12,305	6,366	5,939
10,586	5,287	5,299	8,960	4,675	4,285	18,674	9,430	9,244
22,962	11,432	11,530	11,488	5,983	5,505	30,979	15,796	15,183
23,027	11,464	11,563	11,842	6,180	5,662	30,993	15,804	15,189

TABLE
Castes, Tribes and Races, by

CLASS.	GROUP.	CASTE, &c.	TALUQS					
			Kottayam.			Changanacheri.		
			Total.	Males.	Females.	Total.	Males.	Females.
1	2	3	78	79	80	81	82	83
F. Races and Nationalities.	48. Asiatic races of reputed non-Indian descent.	1 Arabs
		2 Chinese
		3 Jew
		4 Kābūl
		5 Mughal
		6 Parsi
		7 Pathān	307	168	139	32	22	10
		8 Sheik
		9 Singhalese
		10 Syed
	Total Group 48 ...	307	168	139	32	22	10	
	50. Non-Asiatic races.	European	17	7	10
	51. Eurasians.	1 East Indian	81	36	45	90	41	49
2 Eurasian		31	16	15	8	2	6	
Total Group 51 ...		112	52	60	98	43	55	
	52. Christian converts.	1 Native	8,843	4,682	4,161	10,176	5,467	4,709
2 Syrian		17,215	8,551	8,664	16,330	8,110	8,220	
Total Group 52 ...		26,058	13,233	12,825	26,506	13,577	12,929	
	Total Class F. ...	26,494	13,460	13,034	26,636	13,642	12,994	

XVI.

Nationality or Traditional Occupation—(Continued).

—(Continued).

Meenachal.			Muvattupula.			Todupula.		
Total.	Males.	Females.	Total.	Males.	Females.	Total.	Males.	Females.
84	85	86	87	88	89	90	91	92
...
...
...
...
...
6	3	3	23	13	10	117	61	56
...
...
...
6	3	3	23	13	10	117	61	56
2	2	...	1	1
65	27	38	40	19	21	9	4	5
...
65	27	38	40	19	21	9	4	5
15,470	8,018	7,452	8,993	4,399	4,594	2,928	1,520	1,408
15,558	7,750	7,808	34,610	17,487	17,123	4,875	2,421	2,454
31,028	15,768	15,260	43,603	21,886	21,717	7,803	3,941	3,862
31,101	15,800	15,301	43,667	21,919	21,748	7,929	4,006	3,923

TABLE
Castes, Tribes and Races, by

CLASS.	GROUP.	CASTE, &c.	TALUQS					
			Kunnattunadu.			Alangadu.		
			Total.	Males.	Females.	Total.	Males.	Females.
			93	94	95	96	97	98
F. Races and Nationalities.	48. Asiatic races of reputed non-Indian descent.	1 Arabs ...	8.
		2 Chinese
		3 Jew
		4 Kābūl
		5 Mughal
		6 Parsi
		7 Pathān ...	29	28	1	18	9	9
		8 Sheik
		9 Singhalese
		10 Syed
	Total Group 48 ...	29	28	1	18	9	9	
	50. Non-Asiatic races.	European	1	1	...
	51. Eurasians.	1 East Indian ...	50	26	24	16	9	7
2 Eurasian	
Total Group 51 ...		50	26	24	16	9	7	
	52. Christian converts.	1 Native ...	18,020	8,785	9,235	6,770	3,568	3,202
2 Syrian ...		18,477	9,484	8,993	11,726	7,402	7,324	
Total Group 52 ...		36,497	18,269	18,228	21,496	10,970	10,526	
	Total Class F.	36,576	18,323	18,253	21,531	10,989	10,542	

XVI.

Nationality or Traditional Occupation — (Continued).

—(Continued).

Parur.			Cardamom Hills.			Periyar and Thekkadi.		
Total.	Males.	Females.	Total.	Males.	Females.	Total.	Males.	Females.
99.	100	101	102	103	104	105	106	107
...	281	171	110	8	5	3
115	60	55	1	1	...
...
6	6	10	9	1
...
237	120	117	29	20	9	92	70	22
...
...	29	17	12
...	22	16	6
358	186	172	310	191	119	162	118	44
6	6	...	56	37	19	14	12	2
57	27	30	52	27	25	53	52	1
13	4	9	4	3	1	41	27	14
70	31	39	56	30	26	94	79	15
7,279	3,736	3,543	647	493	154	315	272	43
9,960	4,948	5,012	74	56	18	11	9	2
17,239	8,684	8,555	721	549	172	326	281	45
17,673	8,907	8,766	1,143	807	336	596	490	106

TABLE
Castes, Tribes and Races, by

NAME AND CLASSIFICATION.					STATE TOTAL.		
CLASS.	GROUP.	CASTE, &C.	No. of recorded sub-divisions.	Religion.	Total.	Males.	Females.
1	2	3	4	5	6	7	8
G. Undefined.	54. Linguistic, territorial and religious names.	1 Bengalese	Hindu...	3	3	...
		2 Guzerāti	" "	48	28	20
		3 Jain	Jain ...	3	3	...
		4 Kannadiyan	Hindu...	41	19	22
		5 Konkani	3	" ...	7,070	3,681	3,389
		6 Kutch	3	Muslmn.	316	147	169
		7 Mussalman	1	" ...	14,750	7,203	7,547
		8 Tamil	Hindu...	3	3	...
		9 Telugu	" ...	20	10	10
		10 Tulukken	Muslmn.	29,770	15,555	14,215
		Total Group 54	52,024	26,652	25,372
	55. Unknown.	1 Bālāji	1	Hindu...	97	77	20
		2 Bhavarāsi	" ...	11	7	4
		3 Bhujār	" ...	1	1	...
		4 Bhujavar	" ...	1	1	...
		5 Chilambātti	" ...	9	6	3
		6 Heathen	" ..	1	1	...
		7 Kadiyan	" ...	3	2	1
		8 Kāmuvar	" ...	2	2	...
		9 Kodayan	" ...	15	3	12
10 Kūch	" ...	2	1	1	
11 Malayānkāran..	" ...	246	146	100	
12 Mustān	Muslmn.	4	1	3	
13 Nāgamom	Hindu...	13	5	8	

TABLE
Castes, Tribes and Races, by

CLASS. GROUP.		CASTE, &c.	TALUQS					
			Kalkulam.			Vilavankodu.		
			Total.	Males.	Females.	Total.	Males.	Females.
1	2	3	18	19	20	21	22	23
G. Undefined.	54. Linguistic, territorial and religious names.	1 Bengalese
		2 Guzerāti
		3 Jain
		4 Kannadiyan
		5 Konkani
		6 Kutch
		7 Mussalman	625	313	312
		8 Tamil
		9 Teluga
		10 Tulukken ...	55	34	21	537	261	276
		Total Group 54 ...	55	34	21	1,162	574	588
	55. Unknown.	1 Bālāji
		2 Bhavarāsi
		3 Bhujār
		4 Bhujavar
		5 Chilambātti
		6 Heathen
		7 Kadiyan
		8 Kāmuvar	2	2	...
		9 Kodayan
10 Kūch	
11 Malayānkāran.		
12 Mustān	
13 Nāgamom ...		13	5	8	

TABLE
Castes, Tribes and Races, by

NAME AND CLASSIFICATION.					STATE	
CLASS.	GROUP.	CASTE, &C.	No. of recorded sub-divisions.	Religion.	Total.	Males.
1	2	3	4	5	6	7
G. Undefined.	55. Unknown.	14 Nālikan	Hindu ...	187	104
		15 Naralavelu	" ...	1	1
		16 Neriyan	" ...	145	63
		17 Nodiyān	" ...	13	10
		18 Not stated	{ " ... Christian None ...	192	108
		19 Pani	Muslima...	898	425
		20 Pattōl	Hindu ...	10	5
		21 Sahabiti	" ...	5	1
		22 Tāli	" ...	1	1
		23 Tāttedam	" ...	10	6
		24 Tolar	" ...	6	4
				Total Group 55
		Total Class G.	53,897	27,633
		Grand Total	2,557,736	1,290,415

XVI.

Nationality or Traditional Occupation—(Continued).

TOTAL.	TALUQS.								
	Tovala.			Agastiswaram.			Eraniel.		
Females.	Total.	Males.	Females.	Total.	Males.	Females.	Total.	Males.	Females.
8	9	10	11	12	13	14	15	16	17
83
...
82
3
84	44	24	20
478	25	14	11
5
4
...
4
2
892	25	14	11	50	27	23
26,264	1,184	550	634	943	523	420	2,658	1,372	1,286
1,267,321	29,751	14,489	15,262	87,241	43,226	44,015	105,098	52,883	52,215

TABLE
Castes, Tribes and Races, by

CLASS. GROUP.		CASTE, &C.	TALUQS					
			Kalkulam.			Vilavankodu.		
			Total.	Males.	Females.	Total.	Males.	Females.
1	2	3	18	19	20	21	22	23
G. Undefined.	55. Unknown.	14 Nālikan ...	28	10	18
		15 Naravelu
		16 Neriyan
		17 Nodiyan
		18 Not stated
		19 Pani ...	119	62	57
		20 Pattōl
		21 Sahabiti
		22 Tāli
		23 Tāttedam
		24 Tolar
		Total Group 55 ...	160	77	83	2	2	...
		Total Class G. ...	215	111	104	1,164	576	588
Grand Total ...	59,474	29,834	29,640	68,521	35,202	33,319		

TABLE
Castes, Tribes and Races, by

CLASS. GROUP.		CASTE, &C.	TALUQS						
			Sirayinkil.			Kottarakkara.			
			Total.	Males.	Females.	Total.	Males.	Females.	
1	2	3	33	34	35	36	37	38	
G. Undefined.	55. Unknown.	14 Nalikan	
		15 Narulavelu	
		16 Neriyan	
		17 Nodiyan	
		18 Not stated ...	142	81	61	
		19 Pani	
		20 Pattol	
		21 Sahabiti	
		22 Tali	
		23 Tattedam	
		24 Tolar	
			Total Group 55 ...	142	81	61
			Total Class G. ...	2,818	1,400	1,418	1,375	707	668
	Grand Total ...	97,995	48,271	49,724	71,517	36,055	35,462		

XVI.

Nationality or Traditional Occupation--(Continued).

--(Continued).

Pattanapuram.			Shenkotta.			Quilon.		
Total.	Males.	Females.	Total.	Males.	Females.	Total.	Males.	Females.
39	40	41	42	43	44	45	46	47
...
...	1	1	...
...
...
...
...
...
...	5	1	4
...
...
...	6	4	2
...	12	6	6
38	16	22	1,499	808	691	1,527	786	741
39,417	19,858	19,589	32,088	15,700	16,388	121,935	60,832	61,103

TABLE
Castes, Tribes and Races, by

CLASS.		GROUP.	CASTE &c.	TALUQS					
				Kunnattur.			Karunagappalli.		
				Total.	Males.	Females.	Total.	Males.	Females.
1	2	3	48	49	50	51	52	53	
G. Undefined.	55. Unknown.	14 Nalikan	
		15 Naralavelu	
		16 Neriyan	
		17 Nodiyan	
		18 Not stated	
		19 Pani	754	349	405	
		20 Pattol	
		21 Sahabiti	
		22 Tali	
		23 Tattedam	
		24 Tolar	
		Total Group 55	757	351	406	
		Total Class G.	47	27	20	866	402	464
Grand Total	73,529	37,397	36,132	108,826	52,862	55,964		

TABLE
Castes, Tribes and Races, by

CLASS. GROUP.		CASTE, &c.	TALUQS					
			Tiruvalla.			Ambalappula.		
			Total.	Males.	Females.	Total.	Males.	Females.
1	2	3	63	64	65	66	67	68
G. Undefined.	55. Unknown.	14 Nālikan
		15 Naralavelu
		16 Neriyan
		17 Nodiyan
		18 Not stated ...	5	2	3
		19 Pani
		20 Pattōl
		21 Sahabiti
		22 Tāli
		23 Tāttodam ...	10	6	4
		24 Tolar
		Total Group 55 ...	15	8	7	4	1	3
		Total Class G. ...	957	508	449	10,331	4,874	5,457
Grand Total ...	122,142	62,514	59,628	94,745	46,909	47,836		

TABLE
Castes, Tribes and Races, by

CLASS. GROUP.		CASTE, &C.	TALUQS						
			Kottayam.			Changanacheri.			
			Total.	Males.	Females.	Total.	Males.	Females.	
1	2	3	78	79	80	81	82	83	
G. Undefined.	55. Unknown.	14 Nälïkan	
		15 Naralavelu	
		16 Neriyan	113	54	59	
		17 Nodiyän	
		18 Not stated	
		19 Pani	
		20 Pattöl	
		21 Sahabiti	
		22 Tälï	
		23 Tättedam	
		24 Tolar	
		Total Group 55	113	54	59
		Total Class G.	146	78	68	3,614	1,876
Grand Total	77,094	39,229	37,865	74,722	38,596	36,126	

XVI.

Nationality or Traditional Occupation — (Continued).

—(Continued).

Meenachal.			Muvattupula.			Todupula.		
Total.	Males.	Females.	Total.	Males.	Females.	Total.	Males.	Females.
84	85	86	87	88	89	90	91	92
...	27	16	11	22	16	...
...
32	9	23
...	5	5	...	8	5	3
...
...
10	5	5
...
...
...
...
42	14	28	32	21	11	30	21	9
1,114	636	478	754	443	311	1,679	927	752
59,976	30,830	29,146	103,009	51,595	51,414	25,202	12,786	12,416

TABLE
Castes, Tribes and Races, by

CLASS. GROUP.		CASTE, &c.	TALUQS							
			Kunnattunadu.			Alangadu.				
			Total.	Males.	Females.	Total.	Males.	Females.		
1	2	3	93	94	95	96	97	98		
G. Undefined.	55. Unknown.	14 Nalikan ...	101	55	46		
		15 Naralavelu		
		16 Neriyan		
		17 Nodiyan		
		18 Not stated		
		19 Pani		
		20 Pattal		
		21 Sahabiti		
		22 Tali		
		23 Tattedam		
		24 Tolar		
				Total Group 55 ...	110	61	49
				Total Class G. ...	584	315	269	3,382	1,797	1,585
		Grand Total ...	114,049	57,216	56,833	70,958	35,944	35,014		

XVI.

Nationality or Traditional Occupation—*Continued*.

—(Continued).

Parur.			Cardamom Hills.			Periyar and Thekkadi.		
Total.	Males.	Females.	Total.	Males.	Females.	Total.	Males.	Females.
99	100	101	102	103	104	105	106	107
...	9	7	2
...
...
...
...	1	1	...
...
...
...
...	1	1	...
...
...
...	155	117	38
498	233	260	48	40	8	183	135	48
59,278	30,082	29,196	11,413	6,714	4,699	3,295	2,588	707

TABLE
Occupations, Part B.—

		OCCUPATION AND CLASS.	STATE TOTAL.		
CLASS.	GROUP.	OCCUPATION.	Total.	Males.	Females.
			4	5	6
1	2	3	4	5	6
A. Government.	1	British Resident of Travancore and Cochin ...	2	1	1
		Officers ...	8	5	3
		Office Superintendents and Clerical Establishments ...	198	144	54
		Menials, Peons, &c. ...	7	7	...
		Total Sub-order 1 ...	215	157	58
	4	Officers ...	34	23	11
		Non-Commissioned Officers and Privates ...	915	646	269
		Followers ...	54	35	19
		Clerks ...	1	1	...
	Total Sub-order 4 ...	1,004	705	299	
	6	H. H. The Maharajah of Travancore, G.C.S.I. ...	1	1	...
		Officers ...	957	540	417
		Clerical Establishments ...	6,741	3,667	3,074
		Menials, &c. ...	40,936	23,369	17,567
		Total Sub-order 6 ...	48,635	27,577	21,058
7	Officers ...	104	44	60	
	Privates, &c. ...	1,163	765	398	
	Total Sub-order 7 ...	1,267	809	458	
	Total Class A. . .	51,121	29,248	21,873	

TABLE
Occupations, Part B.—

CLASS. GROUP.		OCCUPATION.	TALUQS					
			Kalkulam.			Vilavankodu.		
			Total.	Males.	Females.	Total.	Males.	Females.
1	2	3	16	17	18	19	20	21
A. Government.	1	British Resident of Travancore and Cochin
		Officers
		Office Superintendents and Clerical Establishments
		Menials, Peons, &c.
		Total Sub-order 1
	4	Officers
		Non-Commissioned Officers and Privates
		Followers
		Clerks
		Total Sub-order 4
	6	H. H. The Maharajah of Travancore, G.C.S.I.
		Officers	20	11	9	12	7	5
		Clerical Establishments	208	116	92	174	89	85
		Menials, &c.	1,274	749	525	810	493	317
		Total Sub-order 6	1,502	876	626	996	589	407
7	Officers	
	Privates, &c.	
	Total Sub-order 7	
	Total Class A.	1,502	876	626	996	589	407	

XVII.

(State Distribution)—(Continued).

—(Continued).

Neyattankara.			Trivandram.			Nedumangadu.		
Total.	Males.	Females.	Total.	Males.	Females.	Total.	Males.	Females.
22	23	24	25	26	27	28	29	30
...	2	1	1
...	8	5	3
...	39	31	8
...
...	49	37	12
...	11	8	3
...	183	105	78
...	6	4	2
...
...	200	117	83
...	1	1
12	8	4	296	154	142	10	7	3
240	117	123	794	465	329	152	94	58
1,503	884	619	11,432	7,103	4,329	644	368	276
1,755	1,009	746	12,523	7,728	4,800	806	469	337
...	104	44	60
...	1,163	765	398
...	1,267	809	458
1,755	1,009	746	14,039	8,686	5,353	806	469	337

TABLE
Occupations, Part B.—

CLASS.	GROUP.	OCCUPATION.	TALUQS					
			Sirayinkil.			Kottarakkara.		
			Total.	Males.	Females.	Total.	Males.	Females.
1	2	3	31	32	33	34	35	36
A. Government.	1	British Resident of Travancore and Cochin
		Officers
		Office Superintendents and Clerical Establishments
		Menials, Peons, &c.
		Total Sub-order 1
	4	Officers
		Non-Commissioned Officers and Privates
		Followers
		Clerks
		Total Sub-order 4
	6	H. H. The Maharajah of Travancore, G.C.S.I.
		Officers	18	6	12	11	7	4
		Clerical Establishments	166	97	69	163	79	84
		Menials, &c.	1,718	1,180	538	874	618	256
		Total Sub-order 6	1,902	1,283	619	1,048	704	344
7	Officers	
	Privates, &c.	
	Total Sub-order 7	
Total Class A		...	1,902	1,283	619	1,048	704	344

TABLE
Occupations, Part B.—

CLASS.	GROUP.	OCCUPATION.	TALUQS					
			Kunnattur.			Karunagappalli.		
			Total.	Males.	Females.	Total.	Males.	Females.
1	2	3	46	47	48	49	50	51
A. Government.	1	British Resident of Travancore and Cochin
		Officers
		Office Superintendents and Clerical Establishments
		Menials, Peons, &c.
		Total Sub-order 1
	4	Officers
		Non-Commissioned Officers and Privates
		Followers
		Clerks
		Total Sub-order 4
	6	H. H. The Maharajah of Travancore, G.C.S.I.
		Officers	13	7	6	19	7	12
		Clerical Establishments	169	83	86	182	94	88
		Menials, &c.	837	324	513	784	478	306
		Total Sub-order 6	1,019	414	605	985	579	406
7	Officers	
	Privates, &c.	
	Total Sub-order 7	
		Total Class A.	1,019	414	605	985	579	406

TABLE
Occupations, Part B.—

CLASS.	GROUP.	OCCUPATION.	TALUQS					
			Tiruvalla.			Ambalappula.		
			Total.	Males.	Females.	Total.	Males.	Females.
1	2	3	61	62	63	64	65	66
A. Government.	1	British Resident of Travancore and Cochin
		Officers
		Office Superintendents and Clerical Establishments
		Menials, Peons, &c.
		Total Sub-order 1
	4	Officers
		Non-Commissioned Officers and Privates
		Followers
		Clerks
		Total Sub-order 4
	6	H. H. The Maharajah of Travancore, C.G.S.I.
		Officers	17	12	5	46	23	23
		Clerical Establishments	217	120	97	344	186	158
		Menials, &c.	635	317	318	3,222	1,859	1,363
		Total Sub-order 6	869	449	420	3,612	2,068	1,544
7	Officers	
	Privates, &c.	
	Total Sub-order 7	
	Total Class A.	...	869	449	420	3,612	2,068	1,544

TABLE
Occupations, Part B.—

CLASS.	GROUP.	OCCUPATION.	TALUQS					
			Kottayam.			Changanacheri.		
			Total.	Males.	Females.	Total.	Males.	Females.
1	2	3	76	77	78	79	80	81
A. Government.	1	British Resident of Travancore and Cochin Officers Office Superintendents and Clerical Establishments Menials, Peons, &c.
		Total Sub-order 1	
	4	Officers Non-Commissioned Officers and Privates Followers Clerks
		Total Sub-order 4	
	6	H. H. The Maharajah of Travancore, G.C.S.I. Officers Clerical Establishments Menials, &c.	52 311 1,148	39 176 662	13 135 486	35 197 776	31 118 418	4 79 358
		Total Sub-order 6	1,511	877	634	1,008	567	441
		Officers Privates, &c.
		Total Sub-order 7
		Total Class A.	1,511	877	634	1,008	567	441

TABLE
Occupations, Part B.—

CLASS.	GROUP.	OCCUPATION.	TALUQS					
			Kunnattunadu.			Alangadu.		
			Total.	Males.	Females.	Total.	Males.	Females.
1	2	3	91	92	93	94	95	96
A. Government.	1	British Resident of Travancore and Cochin
		Officers
		Office Superintendents and Clerical Establishments
		Menials, Peons, &c.
		Total Sub-order 1
	4	Officers
		Non-Commissioned Officers and Privates
		Followers
		Clerks
		Total Sub-order 4
	6	H. H. The Maharajah of Travancore, G.C.S.I.
		Officers	12	8	4	9	6	3
		Clerical Establishments	219	117	102	176	87	89
		Menials, &c.	704	339	365	413	215	198
		Total Sub-order 6	935	464	471	598	308	290
7	Officers	
	Privates, &c.	
	Total Sub-order 7	
		Total Class A.	935	464	471	598	308	290

TABLE
Occupations, Part B.—

		OCCUPATION AND CLASS.	STATE TOTAL.		
CLASS.	GROUP.	OCCUPATION.	Total.	Males.	Females.
1	2	3	4	5	6
B. Pasture and Agriculture.	8(a)	Horse dealers ...	4	4	...
		Cattle dealers ...	8	8	..
		Herdsmen ...	740	507	233
		Buffalo breeders and dealers ...	34	16	18
		Total Sub-order 8(a) ...	786	535	251
	8(b)	Elephant catchers ...	2	2	...
		8(c) Sheep and goat breeders and dealers.	795	547	248
	9(a)	Veterinary Surgeons ...	23	13	10
		Farriers ...	21	10	11
		Horse and elephant breakers and trainers ...	321	211	110
		Total Sub-order 9 a) ...	365	234	131
	10	Land-occupants, not cultivating ...	1,697	695	1,002
		Land-occupants, cultivating ...	37	15	22
		Tenants, not cultivating ...	48	30	18
Tenants, cultivating ...		3,610	1,712	1,898	
Total Sub-order 10 ...		5,392	2,452	2,940	
11	Field-labourers and crop-watchers ...	1,046,071	543,540	502,531	

XVII.

(State Distribution)—(Continued).

TALUQS.								
Tovala.			Agastiswaram.			Eraniel.		
Total.	Males.	Females.	Total.	Males.	Females.	Total.	Males.	Females.
7	8	9	10	11	12	13	14	15
...
100	67	33	21	13	8	4	4	...
25	12	13	6	2	4	3	2	54
125	79	46	27	15	12	197	142	55
...
188	125	63	198	137	61	37	25	12
5	3	2	9	4	5	5	2	3
...	5	3	2
...
5	3	2	14	7	7	5	2	3
53	18	35	80	33	47	88	37	51
...	22	9	13
...	21	13	8
76	35	41	276	124	152	295	137	158
129	53	76	399	179	220	383	174	209
10,769	5,452	5,317	34,222	16,746	17,476	34,204	17,408	16,796

TABLE
Occupations, Part B.—

CLASS.	GROUP.	OCCUPATION.	TALUQS					
			Kalkulam.			Vilavankodu.		
			Total.	Males.	Females.	Total.	Males.	Females.
1	2	3	16	17	18	19	20	21
B. Pasture and Agriculture.	8(a)	Horse dealers
		Cattle dealers
		Herdsmen ...	35	24	11	23	16	7
		Buffalo breeders and dealers..
		Total Sub-order 8(a) ...	35	24	11	23	16	7
	8(b)	Elephant catchers
	8(c)	Sheep and goat breeders and dealers ...	4	4	...	27	19	8
	9(a)	Veterinary Surgeons ...	1	1
		Farriers
		Horse and elephant breakers and trainers	5	5	...
		Total Sub-order 9(a) ...	1	1	...	5	5	...
	10	Land-occupants, not cultivating ...	91	43	48	76	37	39
		Land-occupants, cultivating..
		Tenants, not cultivating
		Tenants, cultivating ...	173	84	89	113	55	58
	Total Sub-order 10 ...	264	127	137	189	92	97	
11	Field-labourers and crop-watchers ...	25,030	12,012	13,018	22,262	11,177	11,085	

XVII.

(State Distribution)—(Continued).

—(Continued).

Neyattankara.			Trivandram.			Nedumangadu.		
Total.	Males.	Females.	Total.	Males.	Females.	Total.	Males.	Females.
22	23	24	25	26	27	28	29	30
...	3	3
...	2	2
21	16	5	27	17	10	37	23	14
...
21	16	5	32	22	10	37	23	14
...
42	29	13	26	17	9	19	14	5
...	3	3
...	7	2	5
...	40	22	18	13	8	5
...	50	27	23	13	8	5
99	43	56	177	74	103	33	14	19
...	9	4	5
129	60	69	250	118	132	182	88	94
228	103	125	436	196	240	215	102	113
51,760	27,496	24,264	21,914	11,670	10,244	26,542	13,948	12,594

TABLE
Occupations, Part B.—

CLASS.	GROUP.	OCCUPATION.	TALUQS					
			Sirayinkil.			Kottarakkara.		
			Total.	Males.	Females.	Total.	Males.	Females.
1	2	3	31	32	33	34	35	36
B. Pasture and Agriculture.	8(a)	Horse dealers
		Cattle dealers
		Herdsmen ...	22	14	8	26	17	9
		Buffalo breeders and dealers.
		Total Sub-order 8(a) ...	22	14	8	26	17	9
	8(b)	Elephant catchers
	8(c)	Sheep and goat breeders and dealers ...	20	13	7
	9(a)	Veterinary Surgeons
		Farriers
		Horse and elephant breakers and trainers
		Total Sub-order 9(a)
	10	Land-occupants, not cultivating ...	78	30	48	23	10	13
		Land-occupants, cultivating.
		Tenants, not cultivating
		Tenants, cultivating ...	192	93	99	125	58	67
	Total Sub-order 10 ...	270	123	147	148	68	80	
11	Field-labourers and crop-watchers ...	43,602	21,253	22,349	35,757	18,802	16,955	

XVII.

(State Distribution)—(Continued).

—(Continued).

Pattanapuram.			Shenkotta.			Quilon.		
Total.	Males.	Females.	Total.	Males.	Females.	Total.	Males.	Females.
37	38	39	40	41	42	43	44	45
...	1	1	...
...	41	28	13	27	18	9
...	41	28	13	28	19	9
...
16	12	4	13	8	5
...	9	5	4
18	14	4	36	20	16
18	14	4	45	25	20
36	17	19	16	7	9	89	33	56
...	3	3	...	10	10	...
170	79	91	99	46	53	142	74	68
206	96	110	118	56	62	241	117	124
18,773	9,589	9,184	12,221	5,790	6,431	48,804	24,741	24,063

TABLE
Occupations, Part B.—

CLASS.	GROUP.	OCCUPATION.	TALUQS					
			Kunnattur.			Karunagappalli.		
			Total.	Males.	Females.	Total.	Males.	Females.
1	2	3	46	47	48	49	50	51
B. Pasture and Agriculture.	8(a)	Horse dealers
		Cattle dealers
		Herdsmen	3	3	...
		Buffalo breeders and dealers..
		Total Sub-order 8(a)	3	3	...
	8(b)	Elephant catchers
	8(c)	Sheep and goat breeders and dealers ...	19	18	6
	9(a)	Veterinary Surgeons
		Farriers
		Horse and elephant breakers and trainers ...	7	4	3	20	9	11
		Total Sub-order 9(a)	7	4	3	20	9	11
	10	Land-occupants, not cultivating ...	83	31	52	81	38	43
		Land-occupants, cultivating...
		Tenants, not cultivating
		Tenants, cultivating ...	40	17	23	35	17	18
	Total Sub-order 10	123	48	75	116	55	61	
11	Field-labourers and crop-watchers ...	38,127	19,395	18,732	47,678	23,514	24,164	

XVII.

(State Distribution)—(Continued).

(Continued).

Kartigappalli.			Mavellikara.			Chenganur.		
Total.	Males.	Females.	Total.	Males.	Females.	Total.	Males.	Females.
52	53	54	55	56	57	58	59	60
...
7	5	2	22	14	8
...
7	5	2	22	14	8
...
20	13	7	20	14	6	17	12	5
...
26	14	12	19	15	4
26	14	12	19	15	4
92	37	55	29	12	17	90	34	56
15	6	9
5	...	5
48	24	24	60	28	32	112	55	57
160	67	93	89	40	49	202	89	113
32,084	16,877	15,207	48,019	25,854	22,165	51,992	28,130	23,862

XVII.

(State Distribution)—(Continued).

—(Continued).

Sherttala.			Vykkam.			Ettumanur.		
Total.	Males.	Females.	Total.	Males.	Females.	Total.	Males.	Females.
67	68	69	70	71	72	73	74	75
...
...	26	17	9	17	12	5
...
...	26	17	9	17	12	5
...
...
31	24	7	17	11	6
...
...
...	18	13	5
...	18	13	5
...
27	9	18	30	13	17
...
...
194	96	98	111	52	59	101	48	53
221	105	116	141	65	76	101	48	53
32,845	17,435	15,410	21,870	12,784	9,086	33,701	18,622	15,079

TABLE
Occupations, Part B.—

CLASS.	GROUP.	OCCUPATION.	TALUQS					
			Kottayam.			Changanacheri.		
			Total.	Males.	Females.	Total.	Males.	Females.
1	2	3	76	77	78	79	80	81
B. Pasture and Agriculture.	8(a)	Horse dealers
		Cattle dealers	2	2	...
		Herdsmen	20	14	6
		Buffalo breeders and dealers.
		Total Sub-order 8(a)	22	16	6
	8(b)	Elephant catchers
	8(c)	Sheep and goat breeders and dealers
	9(a)	Veterinary Surgeons
		Farriers
		Horse and elephant breakers and trainers
		Total Sub-order 9(a)
10	Land-occupants and cultivating	37	14	23	24	8	16
	Land-occupants, cultivating...
	Tenants, not cultivating
	Tenants, cultivating	115	56	59	56	24	32
	Total Sub-order 10	...	152	70	82	80	32	48
11	Field-labourers and crop-watchers	27,279	14,455	12,824	26,275	14,956	11,319

XVII.

(State Distribution)—(Continued).

—(Continued).

Meenachal.			Muvattupula.			Todupula.		
Total.	Males.	Females.	Total.	Males.	Females.	Total.	Males.	Females.
82	83	84	85	86	87	88	89	90
...
11	8	3	10	7	3
...
11	8	3	10	7	3
...
...
25	19	6	3	3	...
...
...
...	47	34	13
...	47	34	13
21	9	12	28	14	14
...
72	34	38	36	15	21	10	4	6
93	43	50	64	29	35	10	4	6
37,639	19,982	17,657	59,350	30,067	29,283	15,093	8,146	6,947

TABLE
Occupations, Part B.—

CLASS.	GROUP.	OCCUPATION.	TALUQS					
			Kunnattunadu.			Alangadu.		
			Total.	Males.	Females.	Total.	Males.	Females.
1	2	3	91	92	93	94	95	96
B. Pasture and Agriculture.	8(a)	Horse dealers
		Cattle dealers
		Herdsmen
		Buffalo breeders and dealers.
		Total Sub-order 8(a)
	8(b)	Elephant catchers
	8(c)	Sheep and goat breeders and dealers ...	22	14	8
	9(a)	Veterinary Surgeons
		Farriers
		Horse and elephant breakers and trainers ...	46	36	10
		Total Sub-order 9(a)	46	36	10
	10	Land-occupants, not cultivating ...	37	13	24
		Land-occupants, cultivating...
		Tenants, not cultivating
		Tenants, cultivating ...	16	7	9	43	20	23
Total Sub-order 10		53	20	33	43	20	23	
11	Field-labourers and crop-watchers ...	61,011	30,412	30,599	34,809	18,777	16,032	

XVII.

(State Distribution)—(Continued).

—(Continued).

Parur.			Cardamom Hills.			Periyar and Thekkadi.		
Total.	Males.	Females.	Total.	Males.	Females.	Total.	Males.	Females.
97	98	99	100	101	102	103	104	105
...
10	7	3	24	18	6
...
10	7	3	24	18	6
...	2	2	...
...
...
...	4	3	1
...	4	3	1
19	7	12	11	4	7	4	1	3
...
61	29	32
80	36	44	11	4	7	4	1	3
8,927	4,178	4,749	4,974	2,810	2,164	46	33	13

TABLE
Occupations, Part B.—

		OCCUPATION AND CLASS.	STATE TOTAL.		
CLASS.	GROUP.	OCCUPATION.	Total.	Males.	Females.
1	2	3	4	5	6
B. Pasture and Agriculture.	12	Tea and coffee planters, managers and assistants ...	232	150	82
		Cocoanut growers ...	27	12	15
		Betel-vine growers ...	204	95	109
		Cardamom and pepper growers ...	127	66	61
		Market gardeners (vegetable growers) ...	3,793	3,220	573
		Gardeners, &c. ...	127	92	35
		Manure preparers and sellers ...	78	41	37
		Forest officers ...	11	10	1
		Forest guards and peons ...	253	109	144
		Total Sub-order 12 ..	4,852	3,795	1,057
	13	Agents and managers of landed estates ...	285	169	116
		Total Class B. ...	1,058,548	551,274	507,274

XVII.

(State Distribution)—(Continued).

TALUQS.								
Tovala.			Agastiswaram.			Eraniel.		
Total.	Males.	Females.	Total.	Males.	Females.	Total.	Males.	Females.
7	8	9	10	11	12	13	14	15
25	16	9	6	4	2
...
...	22	8	14
...
222	186	36	162	134	28	191	178	13
34	23	11	9	7	2	12	9	3
...
...
...	11	4	7
281	225	56	188	149	39	225	195	30
...
11,497	5,937	5,560	35,048	17,233	17,815	35,051	17,946	17,105

TABLE
Occupations, Part B.—

1	2	3	TALUQS					
			Kalkulam.			Vilavankodu.		
			Total.	Males.	Females.	Total.	Males.	Females.
1	2	3	16	17	18	19	20	21
B. Pasture and Agriculture.	12	Tea and coffee planters, managers and assistants ...	2	2	...	1	1	...
		Cocoanut growers
		Betel-vine growers ...	11	4	7	31	13	18
		Cardamom & pepper growers.
		Market gardeners (vegetable growers) ...	165	136	29	158	141	17
		Gardeners, &c. ...	9	5	4
		Manure preparers and sellers	78	41	37
		Forest officers
		Forest guards and peons	8	3	5
		Total Sub-order 12 ...	265	188	77	198	158	40
	13	Agents and managers of landed estates ...	13	8	5
		Total Class B. ...	25,612	12,364	13,248	22,704	11,467	11,237

XVII.

(State Distribution)—(Continued).

—(Continued).

Neyattankara.			Trivandram.			Nedumangadu.		
Total.	Males.	Females.	Total.	Males.	Females.	Total.	Males.	Females.
22	23	24	25	26	27	28	29	30
...	7	4	3	21	13	8
...
...	30	13	17
...	13	7	6
151	132	19	80	67	13	93	79	14
...
...
...	6	6
...	32	13	19	20	9	11
151	132	19	155	103	52	147	108	39
...
...	21	13	8
52,202	27,776	24,426	22,634	12,048	10,586	26,973	14,203	12,770

TABLE
Occupations, Part B.—

CLASS.	GROUP.	OCCUPATION.	TALUQS					
			Sirayinkil.			Kottarakkara.		
			Total.	Males.	Females.	Total.	Males.	Females.
1	2	3	31	32	33	34	35	36
B. Pasture and Agriculture.	12	Tea and coffee planters, managers and assistants
		Cocoanut growers
		Betel-vine growers ...	11	4	7
		Cardamom & pepper growers.
		Market gardeners (vegetable growers) ...	104	79	25	58	47	11
		Gardeners, &c.
		Manure preparers and sellers.
		Forest officers
		Forest guards and peons
		Total Sub-order 12	115	83	32	58	47
	13	Agents and managers of landed estates ...	36	22	14
	Total Class B.	44,065	21,508	22,557	35,989	18,934	17,055

XVII.

(State Distribution)—(Continued).

—(Continued).

Pattanapuram.			Shenkotta.			Quilon.		
Total.	Males.	Females.	Total.	Males.	Females.	Total.	Males.	Females.
37	38	39	40	41	42	43	44	45
13	8	5
...
...	28	13	15
7	4	3
80	73	7	127	103	24	103	74	29
...
...
...	3	2	1
16	8	8	41	17	24
116	93	23	127	103	24	175	106	69
...
19,129	9,804	9,325	12,520	5,985	6,535	49,293	25,008	24,285

TABLE
Occupations, Part B.—

CLASS. GROUP.		OCCUPATION.	TALUQS					
			Kunnattur.			Karunagappalli.		
			Total.	Males.	Females.	Total.	Males.	Females.
1	2	3	46	47	48	49	50	51
B. Pasture and Agriculture.	12	Tea and coffee planters, managers and assistants
		Cocoanut growers	27	12	15
		Betel-vine growers	9	3	6
		Cardamom & pepper growers
		Market gardeners (vegetable growers) ...	160	143	17	150	138	12
		Gardeners, &c.	37	29	8
		Manure preparers and sellers
		Forest officers
		Forest guards and peons
		Total Sub-order 12 ...	160	143	17	223	182	41
	13	Agents and managers of landed estates	24	13	11
	Total Class B. ...	38,436	19,603	18,833	48,064	23,776	24,288	

XVII.

(State Distribution)—(Continued).

—(Continued).

Kartigappalli.			Mavellikara.			Chenganur.		
Total.	Males.	Females.	Total.	Males.	Females.	Total.	Males.	Females.
52	53	54	55	56	57	58	59	60
...
...
...	12	7	5	2	2	...
...	9	5	4
135	114	21	154	139	15	139	132	7
...
...
...
...	12	7	5	41	17	24
135	114	21	178	153	25	191	156	35
...	16	9	7
32,432	17,090	15,342	48,341	26,085	22,256	52,424	28,401	24,023

TABLE
Occupations, Part B.—

1	2	3	TALUQS					
			Tiruvalla.			Ambalapula.		
			Total.	Males.	Females.	Total.	Males.	Females.
CLASS.	GROUP.	OCCUPATION.	61	62	63	64	65	66
B. Pasture and Agriculture.	12	Tea and coffee planters, managers and assistants
		Cocoanut growers
		Betel-vine growers ...	17	8	9
		Cardamom & pepper growers.
		Market gardeners (vegetable growers) ...	96	87	9	108	89	19
		Gardeners, &c.
		Manure preparers and sellers.
		Forest officers
		Forest guards and peons	10	4	6
		Total Sub-order 12 ...	113	95	18	118	93	25
	13	Agents and managers of landed estates
	Total Class B. ...		59,919	32,012	27,907	19,300	9,443	9,857

XVII.

(State Distribution)—(Continued).

—(Continued).

Sherttala.			Vykkam.			Ettumanur.		
Total.	Males.	Females.	Total.	Males.	Females.	Total.	Males.	Females.
67	68	69	70	71	72	73	74	75
...
...
...	11	7	4
...
154	137	17	85	72	13	145	139	6
25	18	7
...
...
...
179	155	24	96	79	17	145	139	6
...	22	13	9
33,276	17,719	15,557	22,190	12,982	9,208	33,964	18,821	15,143

TABLE
Occupations, Part B.—

1	2	3	TALUQS					
			Kottayam.			Changanacheri.		
			Total.	Males.	Females.	Total.	Males.	Females.
1	2	3	76	77	78	79	80	81
B. Pasture and Agriculture.	12	Tea and coffee planters, managers and assistants	19	12	7
		Cocoanut growers
		Betel-vine growers
		Cardamom & pepper growers.	26	14	12
		Market gardeners (vegetable growers) ...	134	117	17	176	153	23
		Gardeners, &c.
		Manure preparers and sellers.
		Forest officers
		Forest guards and peons
		Total Sub-order 12 ...	134	117	17	221	179	42
13	Agents and managers of landed estates	31	18	13	
	Total Class B. ...	27,565	14,642	12,923	26,629	15,201	11,428	

XVII.

(State Distribution)—(Continued).

—(Continued).

Meenachal.			Muvattupula.			Todupula.		
Total.	Males.	Females.	Total.	Males.	Females.	Total.	Males.	Females.
82	83	84	85	86	87	88	89	90
3	2	1	2	2	...
...
20	13	7
9	4	5
85	74	11	126	94	32	69	46	23
...
...
...
1	1	...	52	22	30
118	94	24	178	116	62	71	48	23
...
37,886	20,146	17,740	59,639	30,246	29,393	15,187	8,208	6,979

TABLE
Occupations, Part B.—

CLASS.	GROUP.	OCCUPATION.	TALUQS					
			Kunnattunadu.			Alangadu.		
			Total.	Males.	Females.	Total.	Males.	Females.
1	2	3	91	92	93	94	95	96
B. Pasture and Agriculture.	12	Tea and coffee planters, managers and assistants
		Cocoanut growers
		Betel-vine growers
		Cardamom & pepper growers..
		Market gardeners (vegetable growers) ...	48	37	11
		Gardeners, &c.
		Manure preparers and sellers.
		Forest officers
		Forest guards and peons
		Total Sub-order 12 ...	48	37	11
	13	Agents and managers of landed estates ...	91	50	41
	Total Class B. ...	61,271	30,569	30,702	34,852	18,797	16,055	

XVII.

(State Distribution)—(Continued).

—(Continued).

Parur.			Cardamom Hills.			Periyar & Thekkadi.		
Total.	Males.	Females.	Total.	Males.	Females.	Total.	Males.	Females.
97	98	99	100	101	102	103	104	105
...	133	86	47
...
...
...	63	32	31
74	43	31	61	37	24
...	1	1	...
...
...	2	2
...	9	4	5
74	43	31	268	161	107	1	1	...
31	23	8
9,122	4,287	4,835	5,281	2,996	2,285	53	37	16

TABLE
Occupations, Part B.—

		OCCUPATION AND CLASS.	STATE TOTAL.		
CLASS.	GROUP.	OCCUPATION.	Total.	Males.	Females.
1	2	3	4	5	6
C. Personal Services.	14	Barbers ...	17,395	8,604	8,791
		Ear-pickers ...	18	11	7
		Washermen ...	21,631	9,472	12,159
		Water-carriers ...	172	79	93
		Cooks ...	473	159	314
		In-door servants ...	38,842	10,048	28,794
		Grooms, coachmen, dog-boys, &c. ...	526	343	183
		Door-keepers, &c. ...	14	10	4
		Total Sub-order 14 ...	79,071	28,726	50,345
	15	Hotel-keepers, &c. ...	735	254	481
		Rest-house keepers ...	2	2	...
		Club Secretaries ...	11	11	...
		Total Sub-order 15 ...	748	267	481
	16	Sanitary officers of Government ...	51	17	34
		Sweepers and scavengers ...	408	219	189
	Total Sub-order 16 ...	459	236	223	
	Total Class C. ...	80,278	29,229	51,049	

XVII.

(State Distribution)—(Continued).

TALUQS.								
Tovala.			Agastiswaram.			Eraniel.		
Total.	Males.	Females.	Total.	Males.	Females.	Total.	Males.	Females.
7	8	9	10	11	12	13	14	15
280	137	143	483	238	245	869	423	446
...
266	109	157	849	350	499	1,873	886	987
...	7	4	3
...	58	19	39	35	13	22
473	125	348	1,639	360	1,279	4,079	836	3,243
...	16	11	5	10	7	3
...
1,019	371	648	3,052	982	2,070	6,866	2,165	4,701
6	4	2	8	3	5	8	2	6
...
...
6	4	2	8	3	5	8	2	6
...	5	2	3
...	32	17	15
...	37	19	18
1,025	375	650	3,097	1,004	2,093	6,874	2,167	4,707

TABLE
Occupations, Part B.—

CLASS.	GROUP.	OCCUPATION.	TALUQS					
			Kalkulam.			Vilavankodu.		
			Total.	Males.	Females.	Total.	Males.	Females.
1	2	3	16	17	18	19	20	21
C. Personal Services.	14	Barbers ...	295	146	149	580	283	297
		Ear-pickers
		Washermen ...	449	201	248	419	221	198
		Water-carriers
		Cooks
		In-door servants ..	757	242	515	902	224	678
		Grooms, coachmen, dog-boys, &c. ...	5	3	2
		Door-keepers, &c. ...	3	2	1
	Total Sub-order 14 ...	1,509	594	915	1,901	728	1,173	
	15	Hotel-keepers, &c. ...	16	7	9	8	3	5
		Rest-house keepers
		Club Secretaries
		Total Sub-order 15 ...	16	7	9	8	3	5
	16	Sanitary officers of Government
		Sweepers and scavengers
		Total Sub-order 16
Total Class C. ...		1,525	601	924	1,909	731	1,178	

XVII.

(State Distribution)—(Continued).

—(Continued).

Neyattankara.			Trivandram.			Nedumangadu.		
Total.	Males.	Females.	Total.	Males.	Females.	Total.	Males.	Females.
22	23	24	25	26	27	28	29	30
872	429	443	1,338	660	678	534	245	289
...	18	11	7
870	374	496	1,386	561	825	371	174	197
...	96	42	54
...	179	54	125
1,320	386	934	3,406	972	2,434	504	186	318
...	308	198	110
...	6	3	3
3,062	1,189	1,873	6,737	2,501	4,236	1,409	605	804
10	4	6	317	84	233
1	1	1	1	...
...
11	5	6	317	84	233	1	1	...
...	23	8	15
...	215	114	101
...	238	122	116
3,073	1,194	1,879	7,292	2,707	4,585	1,410	606	804

TABLE
Occupations, Part B.—

CLASS.	GROUP.	OCCUPATION.	TALUQS					
			Sirayinkil.			Kottarakkara.		
			Total.	Males.	Females.	Total.	Males.	Females.
1	2	3	31	32	33	34	35	36
C. Personal Services.	14	Barbers ...	944	411	533	164	79	85
		Ear-pickers
		Washermen ...	758	362	396	239	102	137
		Water-carriers
		Cooks
		In-door servants ...	1,360	343	1,017	942	217	725
		Grooms, coachmen, dog-boys, &c.
		Door-keepers, &c.
		Total Sub-order 14 ...	3,062	1,116	1,946	1,345	398	947
	15	Hotel-keepers, &c. ...	10	3	7	6	2	4
		Rest-house keepers
		Club Secretaries
		Total Sub-order 15 ...	10	3	7	6	2	4
	16	Sanitary officers of Govern- ment
		Sweepers and scavengers
		Total Sub-order 16
		Total Class C. ...	3,072	1,119	1,953	1,351	400	951

XVII.

(State Distribution)—(Continued).

—(Continued).

Pattanapuram.			Shenkotta.			Quilon.		
Total.	Males.	Females.	Total.	Males.	Females.	Total.	Males.	Females.
37	38	39	40	41	42	43	44	45
439	222	217	468	219	249	848	461	387
...
205	87	118	537	200	337	779	316	463
...	20	8	12
15	4	11	11	8	8	50	21	29
453	98	355	1,045	214	831	2,269	531	1,738
...	75	47	28
...
1,112	411	701	2,061	636	1,425	4,041	1,384	2,657
7	4	3	4	2	2	113	43	70
...
...	11	11	...
7	4	3	4	2	2	124	54	70
...	8	3	5
...	48	29	19
...	56	32	24
1,119	415	704	2,065	638	1,427	4,221	1,470	2,751

TABLE
Occupations, Part B.—

CLASS.	GROUP.	OCCUPATION.	TALUQS					
			Kunnattur.			Karunagappalli.		
			Total.	Males.	Females.	Total.	Males.	Females.
1	2	3	46	47	48	49	50	51
C. Personal Services.	14	Barbers . . .	554	256	298	674	311	363
		Ear-pickers
		Washermen . . .	599	284	315	1,319	502	817
		Water-carriers
		Cooks
		In-door servants . . .	992	279	713	1,550	514	1,036
		Grooms, coachmen, dog-boys, &c.
		Door-keepers, &c.	2	2	...
		Total Sub-order 14 . . .	2,145	819	1,326	3,545	1,329	2,216
	15	Hotel-keepers, &c.	16	7	9
		Rest-house keepers
		Club Secretaries
		Total Sub-order 15	16	7	9
16	Sanitary officers of Government	
	Sweepers and scavengers	
	Total Sub-order 16	
	Total Class C. . .	2,145	819	1,326	3,561	1,336	2,225	

XVII.

(State Distribution)—(Continued).

—(Continued).

Kartigappalli.			Mavellikara.			Chenganur.		
Total.	Males.	Females.	Total.	Males.	Females.	Total.	Males.	Females.
52	53	54	55	56	57	58	59	60
386	217	169	1,004	510	494	1,021	516	505
...
772	356	416	846	359	487	942	403	539
...
...
1,385	417	968	1,255	368	887	1,580	486	1,094
...
...	2	2
2,543	990	1,553	3,107	1,239	1,868	3,543	1,405	2,138
...	22	9	13
...
...
...	22	9	13
...
...
...
2,543	990	1,553	3,129	1,248	1,881	3,543	1,405	2,138

TABLE
Occupations, Part B.—

CLASS.	GROUP.	OCCUPATION.	TALUQS					
			Tiruvalla.			Ambalappulla.		
			Total.	Males.	Females.	Total.	Males.	Females.
1	2	3	61	62	63	64	65	66
C. Personal Services.	14	Barbers ...	821	422	399	753	405	348
		Ear-pickers
		Washermen ...	1,075	481	594	742	329	413
		Water-carriers	16	7	9
		Cooks	48	13	35
		In-door servants ...	1,856	543	1,313	2,447	698	1,749
		Grooms, coachmen, dog-boys, &c.	45	30	15
		Door-keepers, &c.
	Total Sub-order 14 ...	3,752	1,446	2,306	4,051	1,482	2,569	
	15	Hotel-keepers, &c.	60	28	32
		Rest-house keepers
		Club Secretaries
		Total Sub-order 15	60	28	32
	16	Sanitary officers of Government	10	3	7
		Sweepers and scavengers	79	43	36
		Total Sub-order 16	89	46	43
Total Class C.		...	3,752	1,446	2,306	4,200	1,556	2,644

XVII.

(State Distribution)—(Continued).

—(Continued).

Sherttala.			Vykkam.			Ettumanur.		
Total.	Males.	Females.	Total.	Males.	Females	Total.	Males.	Females.
67	68	69	70	71	72	73	74	75
422	225	197	354	166	188	543	274	269
...
362	176	186	1,375	578	797	647	310	337
...
...
815	176	639	711	143	568	687	189	498
...
...
1,599	577	1,022	2,440	887	1,553	1,877	773	1,104
...	20	7	13	6	2	4
...
...
...	20	7	13	6	2	4
...
...
...
1,599	577	1,022	2,460	894	1,566	1,883	775	1,108

TABLE
Occupations, Part B.—

CLASS.	GROUP.	OCCUPATION.	TALUQS						
			Kottayam.			Changanacheri.			
			Total.	Males.	Females.	Total.	Males.	Females.	
1	2	3	76	77	78	79	80	81	
C. Personal Services.	14	Barbers ...	399	202	197	870	401	469	
		Ear-pickers	
		Washermen ...	501	232	269	653	262	391	
		Water-carriers ...	19	10	9	
		Cooks ...	37	12	25	
		In-door servants ...	2,683	547	2,136	526	109	417	
		Grooms, coachmen, dog-boys, &c. ...	25	18	7	
		Door-keepers, &c.	
		Total Sub-order 14 ...	3,664	1,021	2,643	2,049	772	1,277	
		15	Hotel-keepers, &c. ...	52	23	29
		Rest-house keepers	
		Club Secretaries	
		Total Sub-order 15 ...	52	23	29	
		16	Sanitary officers of Government ...	5	1	4
	Sweepers and scavengers ...	34	16	18		
	Total Sub-order 16 ...	39	17	22		
	Total Class C. ...	3,755	1,061	2,694	2,049	772	1,277		

XVII.

(State Distribution)—(Continued).

—(Continued).

Meenachal.			Muvattupula.			Todupula.		
Total.	Males.	Females.	Total.	Males.	Females.	Total.	Males.	Females.
82	83	84	85	86	87	88	89	90
270	139	131	271	137	134	124	68	56
...
355	156	199	405	188	217	155	68	87
...
...
387	88	299	611	166	445	580	153	427
...
...
1,012	383	629	1,287	491	796	859	289	570
12	4	8
...
...
12	4	8
...
...
...
1,024	387	637	1,287	491	796	859	289	570

TABLE
Occupations, Part B.—

CLASS.	GROUP.	OCCUPATION.	TALUQS						
			Kunnattunadu.			Alangadu.			
			Total.	Males.	Females.	Total.	Males.	Females.	
1	2	3	91	92	93	94	95	96	
C. Personal Services.	14	Barbers ...	517	215	302	93	62	31	
		Ear-pickers	
		Washermen ...	801	363	438	895	384	511	
		Water-carriers	
		Cooks	
		In-door servants ...	653	185	468	475	121	354	
		Grooms, coachmen, dog-boys, &c.	
		Door-keepers, &c.	
		Total Sub-order 14 ...	1,971	763	1,208	1,463	567	896	
		15	Hotel-keepers, &c. ...	11	4	7
			Rest-house keepers
			Club Secretaries
			Total Sub-order 15 ...	11	4	7
		16	Sanitary officers of Government
		Sweepers and scavengers	
		Total Sub-order 16	
		Total Class C. ...	1,982	767	1,215	1,463	567	896	

XVII.

(State Distribution)—(Continued).

—(Continued).

Parur.			Cardamom Hills.			Periyar and Thekkadi.		
Total.	Males.	Females.	Total.	Males.	Females.	Total.	Males.	Females.
97	98	99	100	101	102	103	104	105
177	109	68	27	15	12	1	1	...
...
180	94	86	1	1	...	5	3	2
...	14	8	6
...	14	8	6	26	12	14
314	35	279	106	42	64	80	55	25
10	7	3	21	14	7	11	8	3
1	1
682	246	436	169	80	89	137	87	50
22	9	13	1	...	1
...
...
22	9	13	1	...	1
...
...
...
704	255	449	169	80	89	138	87	51

TABLE
Occupations, Part B.—

		OCCUPATION AND CLASS.	STATE TOTAL.			
CLASS.	GROUP.	OCCUPATION.	Total.	Males.	Females.	
1	2	3	4	5	6	
D. Preparation and supply of material substances.	17	Cow and buffalo keepers and milk and butter sellers ...	709	224	485	
		Ghee preparers and sellers ...	56	37	19	
		Butchers ...	646	388	258	
		Fowl and egg sellers ...	47	29	18	
		Fishermen and fish-curers ...	28,885	19,132	9,753	
		Fish dealers ...	26,807	10,314	16,493	
		Total Sub-order 17 ...	57,150	30,124	27,026	
		18	Grain dealers ...	1,084	725	359
			Flour preparers and sellers ...	53	29	24
			Bakers ...	17	13	4
			Bran sellers ...	49	10	39
			Vegetable sellers ...	351	149	202
			Fruit sellers ...	9	6	3
			Cocoanut dealers ...	1,230	727	503
			Confectioners and sweet-meat makers and sellers and cooks (publique) ...	3,051	1,393	1,658
			Sweet-meat pedlars ...	16	13	3
			Total Sub-order 18 ...	5,860	3,065	2,795

XVII.

(State Distribution)—(Continued).

TALUQS.								
Tovala.			Agastiswaram.			Eraniel.		
Total.	Males.	Females.	Total.	Males.	Females.	Total.	Males.	Females.
7	8	9	10	11	12	13	14	15
12	3	9	70	18	52	26	7	19
...	3	2	1
...	56	37	19	30	14	16
...	6	4	2
...	1,112	734	378
201	107	94	1,538	705	833	4,134	1,889	2,245
213	110	103	1,673	766	907	5,302	2,611	2,658
19	14	5	57	38	19	68	42	26
...	13	8	5
...
...	2	...	2
8	3	5	36	14	22	14	8	6
...
...	77	41	36
26	14	12	234	109	125	36	17	19
...
53	31	22	342	169	173	195	108	87

TABLE
Occupations, Part B.—

CLASS.	GROUP.	OCCUPATION.	TALUQS					
			Kalkulam.			Vilavankodu.		
			Total.	Males.	Females.	Total.	Males.	Females.
1	2	3	16	17	18	19	20	21
D. Preparation and supply of material substances.	17	Cow and buffalo keepers and milk and butter sellers ...	22	9	13
		Ghee preparers and sellers
		Butchers ...	16	7	9
		Fowl and egg sellers
		Fishermen and fish-curers	1,661	925	786
		Fish dealers ...	55	10	45	2,485	1,127	1,358
		Total Sub-order 17 ...	93	26	67	4,146	2,052	2,094
	18	Grain dealers	28	17	11
		Flour preparers and sellers...
		Bakers
		Bran sellers
		Vegetable sellers ...	9	3	6
		Fruit sellers
		Cocoanut dealers
		Confectioners and sweet-meat makers and sellers and cooks (publique) ...	101	47	54	67	31	36
		Sweet-meat pedlars
		Total Sub-order 18 ...	110	50	60	95	48	47

XVII.

(State Distribution)—(Continued).

—(Continued).

Neyyattankara.			Trivandram.			Nedumangadu.		
Total.	Males.	Females.	Total.	Males.	Females.	Total.	Males.	Females.
22	23	24	25	26	27	28	29	30
46	14	32	227	48	179
...	20	13	7
9	4	5	123	69	54
...	22	13	9
1,715	1,147	568	2,210	1,360	850
1,376	431	945	3,624	1,543	2,081	90	34	56
3,143	1,596	1,550	6,226	3,046	3,180	90	34	56
56	31	25	180	124	56
...	26	14	12
...	12	8	4
...	28	7	21
...	74	30	44
...	9	6	3
67	38	29	98	52	46
61	28	33	599	268	331	31	14	17
...	11	8	3
184	97	87	1,037	517	520	31	14	17

TABLE
Occupations, Part B.—

CLASS.	GROUP.	OCCUPATION.	TALUQS					
			Sirayinkil.			Kottarakkara.		
			Total.	Males.	Females.	Total.	Males.	Females.
1	2	3	31	32	33	34	35	36
D. Preparation and supply of material substances.	17	Cow and buffalo keepers and milk and butter sellers ...	53	14	39
		Ghee preparers and sellers ...	8	4	4
		Butchers	25	14	11
		Fowl and egg sellers
		Fishermen and fish-curers ...	1,898	1,142	756
		Fish dealers	1,873	638	1,235	48	17	31
		Total Sub-order 17	3,857	1,812	2,045	48	17	31
	18	Grain dealers	31	18	13
		Flour preparers and sellers
		Bakers
		Bran sellers
		Vegetable sellers
		Fruit sellers
		Cocoanut dealers	59	34	25
		Confectioners and sweet-meat makers and sellers and cooks (publique)	95	41	54	73	34	39
		Sweet-meat pedlars
		Total Sub-order 18	185	93	92	73	34	39

XVII.

(State Distribution)—(Continued).

—(Continued).

Pattanamuram.			Shenkotta.			Quilon.		
Total.	Males.	Females.	Total.	Males.	Females.	Total.	Males.	Females.
37	38	39	40	41	42	43	44	45
...	30	13	17	39	21	18
...	5	3	2	12	7	5
22	13	9	15	8	7	67	42	25
...	11	7	4
...	2,712	1,814	898
26	14	12	45	24	21	1,083	215	868
48	27	21	95	48	47	3,924	2,106	1,818
...	28	19	9	216	149	67
...	4	2	2
...
...	18	3	15
...	31	14	17
...
...	170	109	61
12	5	7	101	47	54	386	189	197
...	5	5	...
12	5	7	133	68	65	826	469	357

TABLE
Occupations, Part B.—

CLASS.	GROUP.	OCCUPATION	TALUQS					
			Kunnattur.			Karunagappalli.		
			Total.	Males.	Females.	Total.	Males.	Females.
1	2	3	4	5	6	7	8	
D. Preparation and supply of material substances.	17	Cow and buffalo keepers and milk and butter sellers	53	27	26
		Ghee preparers and sellers
		Butchers
		Fowl and egg sellers
		Fishermen and fish-curers ...	433	205	228	2,008	1,352	656
		Fish dealers ...	446	217	229	610	241	369
		Total Sub-order 17 ...	879	422	457	2,671	1,620	1,051
	18	Grain dealers ...	46	34	12	25	11	14
		Flour preparers and sellers...
		Bakers
		Bran sellers
		Vegetable sellers ...	21	8	13	41	19	22
		Fruit sellers
		Cocoanut dealers	165	107	58
		Confectioners and sweet-meat makers and sellers and cooks (publique) ...	69	31	38	33	14	19
		Sweet-meat pedlars
		Total Sub-order 18 ...	136	73	63	264	151	113

XVII.

(State Distribution)—(Continued).

—(Continued).

Kartigappalli.			Mavellikara.			Chenganur.		
Total.	Males.	Females.	Total.	Males.	Females.	Total.	Males.	Females.
52	53	54	55	56	57	58	59	60
..
..
24	14	10	26	17	9
..
1,606	793	813	35	14	21
841	352	489	396	138	258	222	117	105
2,471	1,159	1,312	431	152	279	248	134	114
32	17	15
..
..
..
23	13	10
..
77	41	36
237	104	133	105	49	56	40	18	22
..
369	175	194	105	49	56	40	18	22

TABLE
Occupations, Part B.—

CLASS.	GROUP.	OCCUPATION.	TALUQS					
			Tiruvalla.			Ambalappula.		
			Total.	Males.	Females.	Total.	Males.	Females.
1	2	3	61	62	63	64	65	66
D. Preparation and supply of material substances.	17	Cow and buffalo keepers and milk and butter sellers	84	31	53
		Ghee preparers and sellers	4	4	...
		Butchers	36	23	13
		Fowl and egg sellers
		Fishermen and fish-curers	2,559	1,994	565
		Fish dealers ...	321	194	127	1,674	498	1,176
		Total Sub-order 17 ...	321	194	127	4,357	2,550	1,807
	18	Grain dealers	203	145	58
		Flour preparers and sellers...	6	3	3
		Bakers	2	2	...
		Bran sellers	1	...	1
		Vegetable sellers	10	4	6
		Fruit sellers
		Cocconut dealers	190	116	74
		Confectioners and sweet-meat makers and sellers and cooks (publique) ...	31	14	17	123	54	69
		Sweet-meat pedlars
		Total Sub-order 18 ...	31	14	17	535	324	211

XVII.

(State Distribution)—(Continued).

—(Continued).

Sherttala.			Vykkam.			Ettumanur.		
Total.	Males.	Females.	Total.	Males.	Females.	Total.	Males.	Females.
67	68	69	70	71	72	73	74	75
...	31	14	17
...
...	26	14	12
...
7,550	5,597	1,953	293	197	96	578	319	259
2,602	437	2,165	337	148	189	282	123	159
10,152	6,034	4,118	687	373	314	860	442	418
...
...
...
...
...
...
72	41	31	32	17	15
21	8	13	206	93	113	31	14	17
...
93	49	44	206	93	113	63	31	32

TABLE
Occupations, Part B.—

CLASS.	GROUP.	OCCUPATION.	TALUQS					
			Kottayam.			Changanacheri.		
			Total.	Males.	Females.	Total.	Males.	Females.
1	2	3	76	77	78	79	80	81
D. Preparation and supply of material substances.	17	Cow and buffalo keepers and milk and butter sellers ...	16	5	11
		Ghee preparers and sellers ...	3	3	
		Butchers ...	66	47	19
		Fowl and egg sellers
		Fishermen and fish-curers ...	1,417	874	543	579	314	265
		Fish dealers ...	318	131	187	1,135	538	597
		Total Sub-order 17 ...	1,820	1,060	760	1,714	852	862
	18	Grain dealers ...	69	48	21
		Flour preparers and sellers...	4	2	2
		Bakers
		Brain sellers
		Vegetable sellers	84	33	51
		Fruit sellers
		Cocoanut dealers	85	46	39
		Confectioners and sweet-meat makers and sellers and cooks (publique) ...	106	50	56	16	7	9
		Sweet-meat pedlars
		Total Sub-order 18 ...	179	100	79	185	86	99

XVII.

(State Distribution)—(Continued).

—(Continued).

Meenachal.			Muvattupula.			Todupula.		
Total.	Males.	Females.	Total.	Males.	Females.	Total.	Males.	Females.
82	83	84	85	86	87	88	89	90
...
...
...	22	14	8
...
...
84	89	45	318	145	173	33	14	19
84	89	45	340	159	181	33	14	19
...
...
...
...
...
...
...
...	32	14	18
...
...	32	14	18

TABLE
Occupations, Part B.—

CLASS.	GROUP.	OCCUPATION.	TALUQS					
			Kunnattunadu.			Alangadu.		
			Total.	Males.	Females.	Total.	Males.	Females.
1	2	3	91	92	93	94	95	96
D. Preparation and supply of material substances.	17	Cow and buffalo keepers and milk and butter sellers
		Ghee preparers and sellers
		Butchers	13	8	5
		Fowl and egg sellers
		Fishermen and fish-curers
		Fish dealers ...	102	49	53	84	38	46
		Total Sub-order 17 ...	102	49	53	97	46	51
	18	Grain dealers ...	20	14	6
		Flour preparers and sellers...
		Bakers
		Bran sellers
		Vegetable sellers
		Fruit sellers
		Cocconut dealers
		Confectioners and sweet-meat makers and sellers and cooks (publique)	30	12	18
		Sweet-meat pedlars
		Total Sub-order 18 ...	20	14	6	30	12	18

XVII.

(State Distribution)—(Continued).

—(Continued).

Parur.			Cardamom Hills.			Periyar & Thekkadi.		
Total.	Males.	Females.	Total.	Males.	Females.	Total.	Males.	Females.
97	98	99	100	101	102	103	104	105
...
...	1	1	...
44	27	17	20	12	8	6	4	2
8	5	3
511	343	168	5	5	...	3	3	...
416	138	278	8	3	5
979	513	466	25	17	8	18	11	7
...	6	4	2
...
...	3	3	...
...
...
...
138	85	53
...
141	62	79	5	3	2	3	2	1
...
279	147	132	5	3	2	12	9	3

TABLE
Occupations, Part B.—

		OCCUPATION AND CLASS.	STATE TOTAL.				
CLASS. GROUP.	1	2	OCCUPATION.	Total.	Males.	Females.	
							3
D. Preparation and supply of material substances.	19		Sharbat preparers and sellers ...	6	6	...	
			Country-spirits distillers and sellers...	1,581	469	1,112	
			Toddy drawers and sellers ...	75,746	40,675	35,071	
			Foreign wine and spirit dealers ...	2	2	...	
			Tea sellers ...	7	7	...	
			Coffee preparers and sellers ...	131	70	61	
			Sugar sellers ...	24	16	8	
			Molasses (jaggery, gur, &c.) makers and sellers ...	68,395	38,075	30,320	
			Salt preparers and sellers ...	1,207	688	519	
			Grocers and general condiment dealers ...	508	423	85	
			Betel-leaf and arecanut sellers ...	1,222	585	637	
			Tobacco and snuff manufacturers and sellers ...	4,026	2,385	1,641	
			Opium, &c., sellers ...	9	5	4	
			Total Sub-order 19 ...	152,864	83,406	69,458	
		20		Oil-pressers and sellers ..	14,071	7,874	6,197
				Oil sellers ...	2,987	1,325	1,662
				Oil-cake dealers ..	677	526	151
				Kerosine oil dealers ...	35	22	13
				Matches sellers ...	12	8	4
			Lamp and lantern makers and sellers.	25	15	10	
	Lamp lighting ...		22	14	8		
	Total Sub-order 20 ...	17,829	9,784	8,045			

XVII.

(State Distribution)—(Continued).

TALUQS.								
Tovala.			Agastiswaram.			Eraniel.		
Total.	Males.	Females.	Total.	Males.	Females.	Total.	Males.	Females.
7	8	9	10	11	12	13	14	15
...
30	17	13	161	22	139	34	7	27
...
...
...
...
461	273	188	10,604	5,745	4,859	23,188	12,501	10,687
24	14	10	337	194	143	418	234	184
19	19	...	52	43	9	42	31	11
...	23	8	15	31	14	17
13	8	5	308	179	129	237	159	78
...
547	331	216	11,485	6,191	5,294	23,950	12,946	11,004
...
64	26	38	83 298	48 126	35 172	27 134	11 66	16 68
...	48	33	15	27	18	9
...
...
...
64	26	38	429	207	222	188	95	93

TABLE
Occupations, Part B.—

CLASS.	GROUP.	OCCUPATION.	TALUQS						
			Kalkulam.			Vilavankodu.			
			Total.	Males.	Females.	Total.	Males.	Females.	
1	2	3	16	17	18	19	20	21	
D. Preparation and supply of material substances.	19	Sharbat preparers and sellers.	
		Country-spirits distillers and sellers	17	4	13	17	6	11	
		Toddy drawers and sellers	36	20	16	
		Foreign wine and spirit dealers	
		Tea sellers	
		Coffee preparers and sellers...	
		Sugar sellers	
		Molasses (jaggery, gur, &c.) makers and sellers	7,490	4,512	2,978	20,493	11,325	9,168	
		Salt preparers and sellers	39	18	21	26	14	12	
		Grocers and general condiment dealers	4	4	
		Betel-leaf and arecanut sellers.	55	33	22	52	19	33	
		Tobacco and snuff manufacturers and sellers	141	88	53	78	33	45	
		Opium, &c., sellers	
		Total Sub-order 19	...	7,746	4,659	3,087	20,702	11,417	9,285
		20	Oil-pressers and sellers	73	31	42	101	48	53
			Oil sellers	62	25	37	267	122	145
			Oil-cake dealers	39	31	8
			Kerosine oil dealers
			Matches sellers
			Lamp and lantern makers and sellers
		Lamp lighting	
		Total Sub-order 20	...	174	87	87	368	170	198

XVII.

(State Distribution)—(Continued).

—(Continued).

Neyattankara.			Trivandram.			Nedumangadu.		
Total.	Males.	Females.	Total.	Males.	Females.	Total.	Males.	Females.
22	23	24	25	26	27	28	29	30
...	3	3	...	2	2	...
112	44	68	185	43	142	39	14	25
397	172	225	2,011	1,043	968	93	54	39
...	2	2
...	3	3
...	67	32	35
...
4,732	3,001	1,731	176	98	78	3	3	...
40	23	17	82	47	35	22	14	8
22	22	...	71	49	22	10	8	2
21	7	14	231	89	142	66	31	35
56	22	34	437	248	189	61	39	22
...	9	5	4
5,380	3,291	2,089	3,277	1,662	1,615	296	165	131
656	370	286	673	360	313	122	68	54
60	31	29	123	55	68	176	89	87
...
...	20	14	6
...	12	8	4
...	9	4	5
...	14	8	6
716	401	315	851	449	402	298	157	141

TABLE
Occupations, Part B.—

CLASS.	GROUP.	OCCUPATION.	TALUQS						
			Sirayinkil.			Kottarakkara.			
			Total.	Males.	Females.	Total.	Males.	Females.	
1	2	3	31	32	33	34	35	36	
D. Preparation and supply of material substances.	19	Sharbat preparers and sellers.	
		Country-spirits distillers and sellers ...	151	52	99	40	13	27	
		Toddy drawers and sellers ...	1,840	975	865	433	200	233	
		Foreign wine and spirit dealers	
		Tea sellers	
		Coffee preparers and sellers...	
		Sugar sellers	
		Molasses (jaggery, gur, &c.) makers and sellers ...	37	20	17	
		Salt preparers and sellers	23	18	5	
		Grocers and general condiment dealers ...	17	14	3	9	9	...	
		Betel-leaf and arecanut sellers.	55	18	37	32	13	19	
		Tobacco and snuff manufacturers and sellers ...	83	47	36	158	89	69	
		Opium, &c., sellers	
		Total Sub-order 19 ...	2,183	1,126	1,057	695	342	353	
		20	Oil-pressers and sellers ...	468	290	178	64	39	25
			Oil sellers ...	678	285	393	167	88	79
			Oil-cake dealers
			Kerosine oil dealers
			Matches sellers
			Lamp and lantern makers and sellers
		Lamp lighting	
		Total Sub-order 20 ...	1,146	575	571	231	127	104	

XVII.

(State Distribution)—(Continued).

—(Continued).

Pattapuram.			Shenkotta.			Quilon.		
Total.	Males.	Females.	Total.	Males.	Females.	Total.	Males.	Females.
37	38	39	40	41	42	43	44	45
...
43	12	31	75	27	48	95	36	59
493	229	264	60	24	36	5,553	2,922	2,631
...
...	2	2	...
...	33	18	15
...
...	22	13	9
...	37	28	9
49	31	18	69	45	24
71	33	38	42	17	25	314	188	126
...
656	305	351	199	81	118	6,103	3,239	2,864
17	11	6	99	56	43	645	358	287
15	9	6	27	12	15	22	13	9
...	51	35	16
...	6	3	3
...
...	6	3	3
...	4	2	2
32	20	12	126	68	58	734	414	320

TABLE
Occupations, Part B.—

CLASS.	GROUP.	OCCUPATION.	TALUQS						
			Kunnattur.			Karunagappalli.			
			Total.	Males.	Females.	Total.	Males.	Females.	
1	2	3	46	47	48	49	50	51	
D. Preparation and supply of material substances.	19	Sharbat preparers and sellers.	
		Country-spirits distillers and sellers ...	39	14	25	44	13	31	
		Toddy drawers and sellers ...	960	580	380	5,477	2,741	2,736	
		Foreign wine and spirit dealers	
		Tea sellers	
		Coffee preparers and sellers...	
		Sugar sellers	
		Molasses (jaggery, gur, &c.) makers and sellers	
		Salt preparers and sellers	34	19	15	
		Grocers and general condiment dealers	20	17	3	
		Betel-leaf and arecanut sellers. ...	7	7	...	26	11	15	
		Tobacco and snuff manufacturers and sellers ...	77	36	41	147	94	53	
		Opium, &c., sellers	
		Total Sub-order 19 ...	1,083	637	446	5,748	2,895	2,853	
		20	Oil-pressers and sellers ...	43	25	18	670	372	298
			Oil sellers ...	26	7	19	69	31	38
			Oil-cake dealers	406	327	79
			Kerosine oil dealers
			Matches sellers
			Lamp and lantern makers and sellers
		Lamp lighting	
		Total Sub-order 20 ...	69	32	37	1,145	730	415	

XVII.

(State Distribution)—(Continued).

—(Continued).

Kartigappalli.			Mavellikara.			Chengannur.		
Total.	Males.	Females.	Total.	Males.	Females.	Total.	Males.	Females.
52	53	54	55	56	57	58	59	60
...
...	79	31	48	30	13	17
2,270	1,274	996	2,174	1,161	1,013	746	378	368
...
...
...	6	4	2
...	313	145	168
...
25	19	6	7	7
21	9	12	45	27	18
152	87	65	146	89	57	153	87	66
...
2,468	1,389	1,079	2,451	1,315	1,136	1,248	627	621
439	260	179	600	317	283	253	139	114
15	6	9	54	20	34	39	14	25
...
...
...
...
454	266	188	654	327	317	292	153	139

TABLE
Occupations, Part B.—

CLASS.	GROUP.	OCCUPATION.	TALUQS						
			Tiruvalla.			Ambalappula.			
			Total.	Males.	Females.	Total.	Males.	Females.	
1	2	3	61	62	63	64	65	66	
D. Preparation and supply of material substances.	19	Sharbat preparers and sellers.	1	1	...	
		Country-spirits distillers and sellers ...	16	7	9	
		Toddy drawers and sellers ...	2,869	1,715	1,154	3,814	2,083	1,731	
		Foreign wine and spirit dealers	
		Tea sellers	2	2	...	
		Coffee preparers and sellers...	21	13	8	
		Sugar sellers	
		Molasses (jaggery, gur, &c.) makers and sellers	271	134	137	
		Salt preparers and sellers ...	15	8	7	27	16	11	
		Grocers and general condiment dealers ...	12	12	...	46	43	3	
		Betel-leaf and arecanut sellers ...	19	13	6	72	27	45	
		Tobacco and snuff manufacturers and sellers ...	205	119	86	288	183	105	
		Opium, &c., sellers	
		Total Sub-order 19 ...	3,136	1,874	1,262	4,542	2,502	2,040	
		20	Oil-pressers and sellers ...	829	443	386	692	399	293
			Oil sellers ...	58	27	31	319	133	186
			Oil-cake dealers
			Kerosine oil dealers	7	3	4
			Matches sellers
	Lamp and lantern makers and sellers	10	8	2	
Lamp lighting	2	2	...		
Total Sub-order 20 ...	887		470	417	1,030	545	485		

XVII.

(State Distribution)—(Continued).

—(Continued).

Sherttala.			Vykkam.			Ettumanur.		
Total.	Males.	Females.	Total.	Males.	Females.	Total.	Males.	Females.
67	68	69	70	71	72	73	74	75
...
13,082	7,164	5,918	7,475	3,850	3,625	2,132	1,145	81
...
...
...	8	4	4	10	8	2
...	162	84	78
...	32	13	19
...	11	11
71	39	32	78	41	37	38	18	20
74	48	26	61	43	18	62	37	25
...
13,227	7,251	5,976	7,633	3,949	3,684	2,531	1,319	1,212
3,733	2,147	1,586	2,175	1,213	962	488	263	225
117	41	76	86	39	47	21	12	9
15	10	5
...
...
...
...	2	2
3,865	2,198	1,667	2,263	1,254	1,009	509	275	234

TABLE
Occupations, Part B.—

CLASS.	GROUP.	OCCUPATION.	TALUQS						
			Kottayam.			Changanacheri.			
			Total.	Males.	Females.	Total.	Males.	Females.	
1	2	3	76	77	78	79	80	81	
D. Preparation and supply of material substances.	19	Sharbat preparers and sellers.	
		Country-spirits distillers and sellers ...	46	19	27	
		Toddy drawers and sellers ...	5,732	3,043	2,689	2,550	1,436	1,114	
		Foreign wine and spirit dealers	
		Tea sellers	
		Coffee preparers and sellers... ..	10	7	3	
		Sugar sellers	
		Molasses (jaggery, gur, &c.) makers and sellers	
		Salt preparers and sellers	15	9	6	
		Grocers and general condiment dealers ...	55	44	11	14	13	1	
		Betel-leaf and arecanut sellers. ...	36	21	15	59	31	28	
		Tobacco and snuff manufacturers and sellers ...	128	87	41	49	31	18	
		Opium, &c., sellers	
		Total Sub-order 19 ...	6,007	3,221	2,786	2,687	1,520	1,167	
		20	Oil-pressers and sellers ...	147	91	56	398	181	217
			Oil sellers ...	5	5	...	12	8	4
			Oil-cake dealers ...	81	62	19
		Kerosine oil dealers	
		Matches sellers	
		Lamp and lantern makers and sellers	
		Lamp lighting	
		Total Sub-order 20 ...	233	158	75	410	189	221	

XVII.

(State Distribution)—(Continued).

—(Continued).

Meenachal.			Muvattupula.			Todupula.		
Total.	Males.	Females.	Total.	Males.	Females.	Total.	Males.	Females.
82	83	84	85	86	87	88	89	90
...
83	14	69	51	12	39
3,982	2,086	1,896	4,783	2,552	2,231	689	392	297
...
...
...
...
86	47	39
...	12	7	5
15	12	3
15	9	6	8	3	5	9	7	2
31	18	13	213	117	96	19	14	5
...
4,212	2,186	2,026	5,016	2,679	2,337	768	425	343
44	28	16	47	25	22
10	7	3	26	14	12	9	3	6
...
...
...
...
54	35	19	73	39	34	9	3	6

TABLE
Occupations, Part B.—

CLASS.	GROUP.	OCCUPATION.	TALUQS							
			Kunnattunadu.			Alangadu.				
			Total.	Males.	Females.	Total.	Males.	Females.		
1	2	3	91	92	93	94	95	96		
D. Preparation and supply of material substances.	19	Sharbat preparers and sellers.		
		Country-spirits distillers and sellers	...	58	13	45	21	8	13	
		Toddy drawers and sellers	
		Foreign wine and spirit dealers	
		Tea sellers	
		Coffee preparers and sellers...	
		Sugar sellers	
		Molasses (jaggery, gur, &c.) makers and sellers	379	187	192	...	
		Salt preparers and sellers	...	27	19	8	
		Grocers and general condiment dealers	
		Betel-leaf and arecanut sellers.	...	7	3	4	15	8	7	
		Tobacco and snuff manufacturers and sellers	...	28	19	9	136	87	49	
		Opium, &c., sellers	
		Total Sub-order 19	...	120	54	66	551	290	261	
		20	Oil-pressers and sellers	...	200	111	89
			Oil sellers	...	22	9	13	6	2	4
			Oil-cake dealers
			Kerosine oil dealers
			Matches sellers
			Lamp and lantern makers and sellers
		Lamp lighting	
		Total Sub-order 20	...	222	120	102	6	2	4	

XVII.

(State Distribution)—(Continued).

—(Continued).

Parur.			Cardamom Hills.			Periyar and Thekkadi.		
Total.	Males.	Females.	Total.	Males.	Females.	Total.	Males.	Females.
97	98	99	100	101	102	103	104	105
...
20	14	6
6,095	3,436	2,659
...
...
...
8	5	3	4	3	1
10	10	10	8	2
12	3	9
50	34	16	3	2	1	5	3	2
...
6,195	3,502	2,693	3	2	1	19	14	5
285	170	115
10	10
2	2
...
...
...
297	182	115

TABLE
Occupations, Part B.—

		OCCUPATION AND CLASS.	STATE TOTAL.		
CLASS.	GROUP.	OCCUPATION.	Total.	Males.	Females.
1	2	3	4	5	6
D. Preparation and supply of material substances.	21	Fire-wood and grass gatherers and sellers ...	71	8	63
		Fire-wood contractors and dealers ...	389	122	267
		Charcoal burners and dealers ...	50	19	31
		Hay dealers ...	23	13	10
		Total Sub-order 21 ...	533	162	371
	22	Brick and tile burners and sellers ...	56	30	26
		Lime, chunam and shell burners and sellers ...	1,265	642	623
		Thatch dealers and thatchers ...	174	81	93
		Total Sub-order 22 ...	1,495	753	742
	23	Building contractors ...	378	219	159
		Stone workers ...	5,839	1,171	4,668
		Masons ...	1,783	624	1,159
		Mud-wall and roof builders ...	162	88	74
		Glaziers ...	41	26	15
		Tilers ...	124	15	109
		Total Sub-order 23 ...	8,327	2,143	6,184
	25	Cart makers and sellers ...	3	2	1
		Palki-makers ...	3	2	1
		Total Sub-order 25 ...	6	4	2
	26	Shipwrights and boat-builders, &c. ...	142	79	63
Canoe diggers, &c. ...		603	143	460	
Total Sub-order 26 ...		745	222	523	

TABLE
Occupations, Part B.—

CLASS. GROUP.	OCCUPATION.	TALUQS						
		Kalkulam.			Vilavankodu.			
		Total.	Males.	Females.	Total.	Males.	Females.	
1	2	3	16	17	18	19	20	21
D. Preparation and supply of material substances.	21	Fire-wood and grass gatherers and sellers	1	...	1
		Fire-wood contractors and dealers	5	...	5	10	3	7
		Charcoal burners and dealers.	21	8	13	7	2	5
		Hay dealers
		Total Sub-order 21	26	8	18	18	5	13
	22	Brick and tile burners and sellers	15	8	7
		Lime, chunam and shell burners and sellers	54	29	25
		Thatch dealers and thatchers.
		Total Sub-order 22	15	8	7	54	29	25
	23	Building contractors	20	13	7	11	9	5
		Stone workers	203	34	169	37	...	37
		Masons	189	71	118	52	16	36
		Mud-wall and roof builders...	25	11	14
		Glaziers
		Tilers	13	...	13
		Total Sub-order 23	450	129	321	103	25	78
	25	Cart makers and sellers
		Palki-makers
	Total Sub-order 25	
26	Shipwrights and boat-builders, &c.	
	Canoe diggers, &c.	
	Total Sub-order 26	

XVII.
(State Distribution)—(Continued).

—(Continued).

Neyyattankara.			Trivandram.			Nedumangadu.		
Total.	Males.	Females.	Total.	Males.	Females.	Total.	Males.	Females.
22	23	24	25	26	27	28	29	30
...	33	8	25
...	129	43	86
10	8	2	13	5	8	7	3	4
10	8	2	175	56	119	7	3	4
...	15	8	7
101	48	53	68	37	31
...	24	13	11
101	48	53	107	58	49
...	51	23	28
204	33	171	485	89	396	87	33	54
47	19	28	382	117	265	26	8	18
...	30	17	13
...	26	16	10
...	46	8	38
251	52	199	1,020	270	750	113	41	72
...	3	2	1
...	3	2	1
...
...
...

TABLE
Occupations, Part B.—

CLASS. GROUP.	OCCUPATION.	TALUQS						
		Sirayinkil.			Kottarakkara.			
		Total.	Males.	Females.	Total.	Males.	Females.	
1	2	3	31	32	33	34	35	36
D. Preparation and supply of material substances.	21	Fire-wood and grass gatherers and sellers
		Fire-wood contractors and dealers
		Charcoal burners and dealers
		Hay dealers
		Total Sub-order 21
	22	Brick and tile burners and sellers
		Lime, chunam and shell burners and sellers ...	69	41	28
		Thatch dealers and thatchers
		Total Sub-order 22 ...	69	41	28
	23	Building contractors ...	16	7	9
		Stone workers	177	24	153
		Masons ...	108	34	74
		Mud-wall and roof builders
		Glaziers
		Tilers
		Total Sub-order 23 ...	124	41	83	177	24	153
	25	Cart makers and sellers
	Palki-makers	
	Total Sub-order 25	
26	Shipwrights and boat-builders, &c. ...	67	40	27	
	Canoe diggers, &c.	
	Total Sub-order 26 ...	67	40	27	

XVII.

(State Distribution)—(Continued).

—(Continued).

Pattanamuram.			Shenkotta.			Quilon.		
Total.	Males.	Females.	Total.	Males.	Females.	Total.	Males.	Females.
37	38	39	40	41	42	43	44	45
...	5	...	5	18	...	18
...	23	9	14	46	23	23
...
...
...	28	9	19	64	23	41
...	13	8	5
...	181	82	99
...	40	18	22
...	234	108	126
...	49	28	21
21	8	13	24	9	15	488	99	389
39	14	25	25	8	17	112	39	73
...	41	19	22
...
...	56	7	49
60	22	38	49	17	32	746	192	554
...	3	2	1
...
...	3	2	1
...	75	39	36
65	16	49	69	18	51
65	16	49	144	57	87

TABLE
Occupations, Part B.—

1	2	3	TALUQS					
			Kunnattur.			Karunagappalli.		
			Total.	Males.	Females.	Total.	Males.	Females.
			46	47	48	49	50	51
D. Preparation and supply of material substances.	21	Fire-wood and grass gatherers and sellers
		Fire-wood contractors and dealers
		Charcoal burners and dealers
		Hay dealers
		Total Sub-order 21
	22	Brick and tile burners and sellers
		Lime, chunam and shell burners and sellers	99	53	46
		Thatch dealers and thatchers ...	27	14	13	30	13	17
		Total Sub-order 22 ...	27	14	13	129	66	63
	23	Building contractors	11	7	4
		Stone workers ...	236	46	190	242	89	153
		Masons
		Mud-wall and roof builders	14	8	6
		Glaziers
		Tilers
	Total Sub-order 23 ...	236	46	190	267	104	163	
25	Cart makers and sellers	
	Palki-makers	
	Total Sub-order 25	
26	Shipwrights and boat-builders, &c.	
	Cancee diggers, &c. ...	59	23	36	
	Total Sub-order 26 ...	59	23	36	

XVII.

(State Distribution)—(Continued).

—(Continued).

Kartigappalli.			Mavellikara.			Chenganur.		
Total.	Males.	Females.	Total.	Males.	Females.	Total.	Males.	Females.
52	53	54	55	56	57	58	59	60
...
...
...
...
...
56	31	25
...
56	31	25
8	5	3	17	9	8	7	3	4
213	37	176	264	86	178	278	89	189
49	17	32	41	16	25
...
...
...
270	59	211	281	95	186	326	108	218
...
...
...
...
...	55	14	41
...	55	14	41

TABLE
Occupations, Part B.—

CLASS.	GROUP.	OCCUPATION.	TALUQS					
			Tiruvalla.			Ambalappulla.		
			Total.	Males.	Females.	Total.	Males.	Females.
1	2	3	61	62	63	64	65	66
D. Preparation and supply of material substances.	21	Fire-wood and grass gatherers and sellers	6	...	6
		Fire-wood contractors and dealers ...	13	...	13	41	13	28
		Charcoal burners and dealers.
		Hay dealers
		Total Sub-order 21 ...	13	...	13	47	13	34
	22	Brick and tile burners and sellers ...	4	2	2
		Lime, chunam and shell burners and sellers	165	84	81
		Thatch dealers and thatchers.
		Total Sub-order 22 ...	4	2	2	165	84	81
	23	Building contractors ..	18	8	10
		Stone workers ...	653	117	536	340	43	297
		Masons ...	81	34	47	61	25	36
		Mud-wall and roof builders...	14	8	6
		Glaziers	15	10	5
		Tilers
		Total Sub-order 23 ...	752	159	593	430	86	344
	25	Cart makers and sellers
		Palki-makers
	Total Sub-order 25	
26	Shipwrights and boat-builders, &c.	
	Cance diggers, &c. ...	33	8	25	
	Total Sub-order 26 ...	33	8	25	

XVII.

(State Distribution)—(Continued).

—(Continued).

Sherttala.			Vykkam.			Ettumanur.		
Total.	Males.	Females.	Total.	Males.	Females.	Total.	Males.	Females.
67	68	69	* 70	71	72	73	74	75
2	...	2	3	...	3
15	8	7	22	9	13
...
...
17	8	9	25	9	16
...
151	78	73
23	9	14
174	87	87
9	7	2	14	9	5
...	211	36	175	225	39	186
...	41	14	27
...	5	3	2
...
...
9	7	2	271	62	209	225	39	186
...
...
...
...
20	2	18
20	2	18

TABLE
Occupations, Part B.—

CLASS.	GROUP.	OCCUPATION.	TALUQS					
			Kottayam.			Changanacheri.		
			Total.	Males.	Females.	Total.	Males.	Females.
1	2	3	76	77 *	78	79	80	81
D. Preparation and supply of material substances.	21	Fire-wood and grass gatherers and sellers
		Fire-wood contractors and dealers ...	41	10	31
		Charcoal burners and dealers.
		Hay dealers
		Total Sub-order 21 ...	41	10	31
	22	Brick and tile burners and sellers
		Lime, chunam and shell burners and sellers
		Thatch dealers and thatchers.
		Total Sub-order 22
	23	Building contractors ...	31	19	12	27	18	9
		Stone workers	79	43	36
		Masons ...	48	13	35
		Mud-wall and roof builders
		Glaziers
		Tilers
		Total Sub-order 23 ...	79	32	47	106	61	45
	25	Cart makers and sellers
		Palki-makers
		Total Sub-order 25
26	Shipwrights and boat-builders, &c.	
	Canoe diggers, &c. ...	49	8	41	
	Total Sub-order 26 ...	49	8	41	

XVII.

(State Distribution)—(Continued).

—(Continued).

Meenachal.			Muvattupula.			Todupula.		
Total.	Males.	Females.	Total.	Males.	Females.	Total.	Males.	Females.
82	83	84	85	86	87	88	89	90
...
...
...
...
...
...
...
...
...
21	13	8	12	8	4
171	17	154	45	13	32
38	14	24	15	4	11
...	7	5	2
...
...
...
230	44	186	57	21	36	22	9	13
...
...
...
...
...	102	23	79
...	102	23	79

TABLE
Occupations, Part B.—

CLASS.	GROUP.	OCCUPATION.	TALUQS						
			Kunnattunadu.			Alangadu.			
			Total.	Males.	Females.	Total.	Males.	Females.	
1	2	3	91	92	93	94	95	96	
D. Preparation and supply of material substances.	21	Fire-wood and grass gatherers and sellers	
		Fire-wood contractors and dealers	16	...	16	
		Charcoal burners and dealers	
		Hay dealers	
		Total Sub-order 21	16	...	16	
	22	Brick and tile burners and sellers	
		Lime, chunam and shell burners and sellers	
		Thatch dealers and thatchers	
		Total Sub-order 22	
	23	Building contractors	7	4	3
		Stone workers	33	8	25	142	31	111
		Masons	58	19	39	77	23	54
		Mud-wall and roof builders	9	8	1
		Glaziers
		Tilers
Total Sub-order 23	98	31	67	228	62	166	
25	Cart makers and sellers	
	Palki-makers	
	Total Sub-order 25	
26	Shipwrights and boat-builders, &c.	
	Canoe diggers, &c.	151	31	120	
	Total Sub-order 26	151	31	120	

TABLE
Occupations, Part B.—

		OCCUPATION AND CLASS.	STATE TOTAL.			
CLASS.	GROUP.	OCCUPATION.	Total.	Males.	Females.	
1	2	3	4	5	6	
D.	Preparation and supply of material substances.	27	Paper makers and palm-leaf binders..	26	17	9
			Stationers	27	19	8
			Total Sub-order 27	53	36	17
		28	Press proprietors and printers	214	103	111
			Book-binders	90	57	33
			Book-sellers	26	71	9
			Newspaper proprietors	1	1	...
			Picture dealers	1	1	...
			Total Sub-order 28	332	179	153
		29	Watch and clock makers	34	18	16
		30	Wood and ebony carvers	2	2	...
			Ivory carvers	168	66	102
			Turners	1,239	733	506
			Engravers	99	50	49
			Total Sub-order 30	1,508	851	657
		31	Toy and kite makers and sellers	8	5	3
		32	Conch dealers and drum makers	3	3	...
33	Bangle-sellers in lao	16	16	...		
	Flower garland makers and sellers	60	36	24		
	Sacred thread makers and sellers	44	22	22		
	Total Sub-order 33	120	74	46		

XVII.

(State Distribution)—(Continued).

TALUQS.								
Tovala.			Agastiswaram.			Eranial.		
Total.	Males.	Females.	Total.	Males.	Females.	Total.	Males.	Females.
7	8	9	10	11	12	13	14	15
...
...	8	5	3
...	8	5	3
...
...	6	3	3
...	1	1
...
...	7	4	3
...	7	3	4
...
...	19	6	13
...	56	34	22	63	33	30
...	10	4	6
...	56	34	22	92	43	49
...
...
...
20	11	9	3 21	3 13	8
...
20	11	9	24	16	8

TABLE
Occupations, Part B.—

CLASS.	GROUP.	OCCUPATION.	TALUQS					
			Kalkulam.			Vilavankodu.		
			Total.	Males.	Females.	Total.	Males.	Females.
1	2	3	16	17	18	19	20	21
D. Preparation and supply of material substances.	27	Paper makers and palm-leaf binders
		Stationers
		Total Sub-order 27
	28	Press proprietors and printers
		Book-binders	...	6	4	2
		Book-sellers
		Newspaper proprietors
		Picture dealers
		Total Sub-order 28	...	6	4	2
	29	Watch and clock makers
	30	Wood and ebony carvers
		Ivory carvers
		Turners
		Engravers
		Total Sub-order 30
	31	Toy and kite makers and sellers
32	Conch dealers and drum makers	
33	Bangle-sellers in lac	...	3	3	
	Flower garland makers and sellers	
	Sacred thread makers and sellers	
	Total Sub-order 33	...	3	3	

XVII.

(State Distribution)—(Continued).

—(Continued).

Neyyattankara.			Trivandram.			Nedumangadu.		
Total.	Males.	Females.	Total.	Males.	Females.	Total.	Males.	Females.
22	23	24	25	26	27	28	29	30
...	13	8	5
...	19	14	5
...	32	22	10
...	175	84	91
...	27	18	9
...	10	6	4
...	1	1
...	213	105	104
...	17	9	8
...	2	2
...	93	39	54
...	293	168	125
...	40	18	22
...	428	227	201
...	2	2
...	3	3
...	5	5
...	12	9	3
...	30	16	14
...	47	30	17

TALBE
Occupations, Part B.—

CLASS. GROUP.		OCCUPATION.	TALUQS					
			Sirayinkil.			Kottarakkara.		
			Total.	Males.	Females.	Total.	Males.	Females.
1	2	3	31	32	33	34	35	36
D. Preparation and supply of material substances.	27	Paper makers and palm-leaf binders Stationers
		Total Sub-order 27
	28	Press proprietors and printers Book-binders Book-sellers Newspaper proprietors Picture dealers
		Total Sub-order 28
	29	Watch and clock makers
	30	Wood and ebony carvers Ivory carvers Turners Engravers
		Total Sub-order 30
	31	Toy and kite makers and sellers
	32	Conch dealers and drum makers
	33	Bangle-sellers in lac Flower garland-makers and sellers Sacred thread makers and sellers
		Total Sub-order 33

XVII.

(State Distribution)—(Continued).

—(Continued).

Pattapuram.			Shenkotta.			Quilon.		
Total.	Males.	Females.	Total.	Males.	Females.	Total.	Males.	Females.
37	38	39	40	41	42	43	44	45
13	9	4
...
13	9	4
...	18	9	9
...	13	8	5
...	7	4	3
...
...	38	21	17
...
...	38	13	25
...	205	131	74
...
...	243	144	99
...	6	3	3
...
...	6	2	4	1	1	...
...
...	6	2	4	1	1	...

TABLE
Occupations, Part B.—

1	2	3	TALUQS						
			Kunnattur.			Karunagappalli.			
			Total.	Males.	Females.	Total.	Males.	Females.	
D. Preparation and supply of material substances.	27	Paper makers and palm-leaf binders	
		Stationers	
		Total Sub-order 27	
	28		Press proprietors and printers
			Book-binders
			Book-sellers
			Newspaper proprietors
			Picture dealers
			Total Sub-order 28
	29	Watch and clock makers	
	30		Wood and ebony carvers
			Ivory carvers
			Turners
			Engravers
			Total Sub-order 30
	31	Toy and kite makers and sellers	
	32	Conch dealers and drum makers	
	33		Bangle-sellers in lac
			Flower garland makers and sellers
			Sacred thread makers and sellers
			Total Sub-order 33

TABLE
Occupations, Part B.—

CLASS.	GROUP.	OCCUPATION.	TALUQS					
			Tiruvalla.			Ambalappula.		
			Total.	Males.	Females.	Total.	Males.	Females.
1	2	3	61	62	63	64	65	66
D. Preparation and supply of material substances.	27	Paper makers and palm-leaf binders
		Stationers
		Total Sub-order 27
	28	Press proprietors and printers
		Book-binders	15	9	6
		Book-sellers	3	3	...
		Newspaper proprietors
		Picture dealers
		Total Sub-order 28	18	12	6
	29	Watch and clock makers	10	6	4
	30	Wood and ebony carvers
		Ivory carvers
		Turners	161	86	75
		Engravers
		Total Sub-order 30	161	86	75
	31	Toy and kite makers and sellers
	32	Conch dealers and drum makers
	33	Bangle-sellers in lac	2	2	...
		Flower garland makers and sellers
		Sacred thread makers and sellers	14	6	8
	Total Sub-order 33	16	8	8	

TABLE
Occupations, Part B.—

CLASS.	GROUP.	OCCUPATION.	TALUQS					
			Kottayam.			Changanacheri.		
			Total.	Males.	Females.	Total.	Males.	Females.
1	2	3	76	77	78	79	80	81
D. Preparation and supply of material substances.	27	Paper makers and palm-leaf binders
		Stationers
		Total Sub-order 27
	28	Press proprietors and printers	21	10	11
		Book-binders	17	9	8
		Book-sellers	6	4	2
		Newspaper proprietors
		Picture dealers
		Total Sub-order 28	44	23	21
	29	Watch and clock makers
	30	Wood and ebony carvers
		Ivory carvers
		Turners	147	87	60
		Engravers
		Total Sub-order 30	147	87	60
	31	Toy and kite makers and sellers
	32	Conch dealers and drum makers
33	Bangle-sellers in lac	
	Flower garland makers and sellers	
	Sacred thread makers and sellers	
	Total Sub-order 33	

TABL
Occupations, Part B.—

CLASS.	GROUP.	OCCUPATION.	TAUQS					
			Kunnattunadu.			Alangadu.		
			Total.	Males.	Females.	Total.	Males.	Females.
1	2	3	91	92	93	94	95	96
D. Preparation and supply of material substances.	27	Paper makers and palm-leaf binders
		Stationers
		Total Sub-order 27
	28	Press proprietors and printers
		Book-binders
		Book-sellers
		Newspaper proprietors
		Picture dealers
		Total Sub-order 28
	29	Watch and clock makers
	30	Wood and ebony carvers
		Ivory carvers
		Turners
		Engravers
		Total Sub-order 30
	31	Toy and kite makers and sellers
	32	Conch dealers and drum makers
	33	Bangle-sellers in lac
		Flower garland makers and sellers
		Sacred thread makers and sellers
	Total Sub-order 33	

TABLE
Occupations, Part B.—

		OCCUPATION AND CLASS.	STATE TOTAL.		
CLASS.	GROUP.	OCCUPATION.	Total.	Males.	Females.
1	2	3	4	5	6
D. Preparation and supply of material substances.	34	Upholsterers ...	11	5	6
		Furniture makers ...	48	23	25
		Looking-glass sellers ...	3	2	1
		Total Sub-order 34 ...	62	30	32
	35	Whip, goad, &c., makers ...	9	7	2
	36	Knife and tool makers ...	16	12	4
		Knife and tool grinders ...	39	26	13
		Mechanic (not Railway) ...	22	18	4
		Total Sub-order 36 ...	77	56	21
	37	Gun makers ...	4	3	1
		Ammunition and cap dealers ...	7	7	...
		Gunpowder makers and sellers ...	6	6	...
		Fire-work makers ...	82	43	39
		Sword makers and sellers ...	5	3	2
		Total Sub-order 37 ...	104	62	42
	38	Woollen-cloth dealers ...	6	4	2
	39	Silk dealers ...	8	5	3
	40	Cotton cleaners and pressers ...	11	6	5
		Cotton-carpet sellers ...	3	3	...
		Cotton spinners, &c. ...	3,963	1,009	2,954
Cotton weavers, mill-owners and managers ...		32,074	17,664	14,410	
Cotton Factory hands ...		325	158	167	
Tape and cotton sellers ...		316	126	190	
Total Sub-order 40 ...		36,692	18,966	17,726	

TABLE
Occupations, Part B.—

CLASS.	GROUP.	OCCUPATION.	TALUQS					
			Kalkulam.			Vilavankodu.		
			Total.	Males.	Females.	Total.	Males.	Females.
1	2	3	16	17	18	19	20	21
D. Preparation and supply of material substances.	34	Upholsterers
		Furniture makers
		Looking-glass sellers
		Total Sub-order 34
	35	Whip, goad, &c., makers	5	3	2
	36	Knife and tool makers
		Knife and tool grinders
		Mechanic (not Railway)
		Total Sub-order 36
	37	Gun makers
		Ammunition and cap dealers.
		Gunpowder makers and sellers
		Fire-work makers	9	3	6
		Sword makers and sellers
		Total Sub-order 37	9	3	6
	38	Woollen-cloth dealers
	39	Silk dealers
	40	Cotton cleaners and pressers.
		Cotton-carpet sellers
		Cotton spinners, &c.
		Cotton weavers, mill-owners and managers	1,126	590	536	1,290	666	624
	Cotton Factory hands	
	Tape and cotton sellers	45	18	27	
	Total Sub-order 40	1,126	590	536	1,335	684	651	

XVII.

(State Distribution)—(Continued).

—(Continued).

Neyyattankara.			Trivandram.			Nedumangadu.		
Total.	Males.	Females.	Total.	Males.	Females.	Total.	Males.	Females.
22	23	24	25	26	27	28	29	30
...	6	2	4
...	24	13	11
...
...	30	15	15
...	4	4
...	3	3
...	6	4	2
...
...	9	7	2
...
...	3	3
...	3	3
...	21	13	8
...	3	1	2
...	30	20	10
...	6	4	2
...
...
...
...
3,796	1,984	1,812	1,170	632	538	14	8	6
...
...	33	12	21
3,796	1,984	1,812	1,203	644	559	14	8	6

TABLE
Occupations, Part B.—

CLASS.	GROUP.	OCCUPATION.	TALUQS					
			Sirayinkil.			Kottarakkara.		
			Total.	Males.	Females.	Total.	Males.	Females.
1	2	3	31	32	33	34	35	36
D.	34	Upholsterers
		Furniture makers
		Looking-glass sellers
		Total Sub-order 34
	35	Whip, goad, &c., makers
	36	Knife and tool makers
		Knife and tool grinders
		Mechanic (not Railway)
	Total Sub-order 36	
	37	Gun makers
		Ammunition and cap dealers.
		Gunpowder makers and sellers
		Fire-work makers
		Sword makers and sellers
	Total Sub-order 37	
	38	Woollen-cloth dealers
	39	Silk dealers
	40	Cotton cleaners and pressers.
		Cotton-carpet sellers
		Cotton spinners, &c.
Cotton weavers, mill-owners and managers ...		4,778	2,621	2,157	800	438	362	
Cotton Factory hands	
Tape and cotton sellers	
Total Sub-order 40 ...	4,778	2,621	2,157	800	438	362		

XVII.

(State Distribution)—(Continued).

—(Continued).

Pattapuram.			Shenkotta.			Quilon.		
Total.	Males.	Females.	Total.	Males.	Females.	Total.	Males.	Females.
37	38	39	40	41	42	43	44	45
...
...	24	10	14
...	3	2	1
...	27	12	15
...
...	2	2	...
...	7	3	4
...	6	3	3
...	15	8	7
...
...
...	1	1
...	15	9	6
...
...	16	10	6
...
...
...	11	6	5
...
...	176	28	148
8	5	3	306	177	129	5,359	3,064	2,295
...	325	158	167
...	33	17	16
8	5	3	306	177	129	5,904	3,273	2,631

TABLE
Occupations, Part B.—

CLASS.	GROUP.	OCCUPATION.	TALUQS					
			Kunnattur.			Karunagappalli.		
			Total.	Males.	Females.	Total.	Males.	Females.
1	2	3	46	47	48	49	50	51
D. Preparation and supply of material substances.	34	Upholsterers
		Furniture makers
		Looking-glass sellers
		Total Sub-order 34
	35	Whip, goad, &c., makers
	36	Knife and tool makers
		Knife and tool grinders
		Mechanic (not Railway)
		Total Sub-order 36
	37	Gun makers
		Ammunition and cap dealers.
		Gunpowder makers and sellers
		Fire-work makers
		Sword makers and sellers
		Total Sub-order 37
	38	Woollen-cloth dealers
	39	Silk dealers
	40	Cotton cleaners and pressers..
		Cotton-carpet sellers
		Cotton spinners, &c.
Cotton weavers, mill-owners and managers ..		51	15	36	263	146	117	
Cotton Factory hands	
Tape and cotton sellers	16	9	7	
	Total Sub-order 40 ..	51	15	36	279	155	124	

TABLE
Occupations, Part B.—

CLASS.	GROUP.	OCCUPATION.	TALUQS					
			Tiruvalla.			Ambalappulla.		
			Total.	Males.	Females.	Total.	Males.	Females.
1	2	3	61	62	63	64	65	66
D. Preparation and supply of material substances.	34	Upholsterers	4	2	2
		Furniture makers
		Looking-glass sellers
		Total Sub-order 34	4	2	2
	35	Whip, goad, &c., makers
	36	Knife and tool makers
		Knife and tool grinders
		Mechanic (not Railway)
		Total Sub-order 36
	37	Gun makers	4	3	1
		Ammunition and cap dealers.	4	4	..
		Gunpowder makers and sellers	2	2	..
		Fire-work makers	13	7	6
		Sword makers and sellers	2	2	..
		Total Sub-order 37	25	18	7
	38	Woollen-cloth dealers
	39	Silk dealers	8	5	3
	40	Cotton cleaners and pressers.
		Cotton-carpet sellers
		Cotton spinners, &c.
Cotton-weavers, mill-owners and managers		1,004	490	514	374	241	133	
Cotton Factory hands	
Tape and cotton sellers	21	12	9	
	Total Sub-order 40	1,004	490	514	395	253	142	

TABLE
Occupations, Part B.—

CLASS.	GROUP.	OCCUPATION.	TALUQS					
			Kottayam.			Changanacheri.		
			Total.	Males.	Females.	Total.	Males.	Females.
1	2	3	76	77	78	79	80	81
D. Preparation and supply of material substances.	34	Upholsterers ...	1	1
		Furniture makers
		Looking-glass sellers
		Total Sub-order 34 ...	1	1
	35	Whip, goad, &c., makers
	36	Knife and tool makers	5	5	...
		Knife and tool grinders
		Mechanic (not Railway)
	Total Sub-order 36	5	5	...	
	37	Gun makers
		Ammunition and cap dealers
		Gunpowder makers and sellers
		Fire-work makers ...	8	4	4
		Sword makers and sellers
	Total Sub-order 37 ...	8	4	4	
	38	Woollen-cloth dealers
	39	Silk dealers
	40	Cotton cleaners and pressers.
		Cotton-carpet sellers
		Cotton spinners, &c. ...	1	1
Cotton weavers, mill-owners and managers ...		222	143	79	481	332	149	
Cotton Factory hands	
Tape and cotton sellers ...		57	21	36	72	23	49	
Total Sub-order 40 ...		280	165	115	553	355	198	

TABLE
Occupations, Part B.—

1	CLASS. GROUP.	OCCUPATION.	TALUQS						
			Kunnattunadu.			Alangadu.			
			Total.	Males.	Females.	Total.	Males.	Females.	
2	3	91	92	93	94	95	96		
D.	Preparation and supply of material substances.	34	Upholsterers
		Furniture makers	
		Looking-glass sellers	
		Total Sub-order 34	
		35	Whip, goad, &c., makers
		36	Knife and tool makers
			Knife and tool grinders
			Machanic (not Railway)
		Total Sub-order 36	
		37	Gun makers
			Ammunition and cap dealers.
			Gunpowder makers and sellers
			Fire-work makers
			Sword makers and sellers
		Total Sub-order 37	
		38	Woollen-cloth dealers
		39	Silk dealers
		40	Cotton cleaners and pressers.
			Cotton-carpet sellers
			Cotton spinners, &c.
Cotton weavers, mill-owners and managers	...		780	456	324	625	327	298	
Cotton Factory hands		
Tape and cotton sellers		
Total Sub-order 40	...		780	456	324	625	327	298	

TABLE
Occupations, Part B.—

		OCCUPATION AND CLASS.	STATE TOTAL.		
CLASS.	GROUP.	OCCUPATION.	Total.	Males.	Females.
1	2	3	4	5	6
D. Preparation and supply of material substances.	41	Flax spinners, weavers and sellers ...	148	87	61
		Hemp-rope makers and sellers ...	79	65	14
		Net makers and sellers ...	1,766	923	843
		Coir preparers, manufacturers and sellers ...	26,713	7,368	19,345
		Total Sub-order 41 ...	28,706	8,443	20,263
	42	Tailors ...	5,559	2,466	3,093
		Hat, cap and turban makers and sellers ...	14	6	8
		Turban-binders ...	12	4	8
		Umbrella makers and sellers ...	6,471	3,434	3,037
		Lace sellers ...	3	2	1
		Button sellers ...	1	1	...
		Piece-goods dealers ...	2,859	1,941	918
		Total Sub-order 42 ...	14,919	7,854	7,065
	43	Gold and silver dealers ...	346	251	95
		Gold and silver workers ...	19,140	10,001	9,139
Goldsmiths' dust washers ...		46	25	21	
Enamellers ...		5	2	3	
Gold and silver braid makers ...		17	10	7	
Diamond polishers and sellers ...		2	2	...	
Ruby workers ...		39	20	19	
Ruby and emerald, &c., dealers ...		3	3	...	
Pearls and other precious stones dealers ...		21	12	9	
Coral dealers ...		32	24	8	
Total Sub-order 43 ...	19,651	10,350	9,301		

XVII.

(State Distribution)—(Continued).

TALUQS.								
Tovala.			Agastiswaram.			Eraniel.		
Total.	Males.	Females.	Total.	Males.	Females.	Total.	Males.	Females.
7	8	9	10	11	12	13	14	15
...	43	25	18	49	24	25
...	32	18	14
...	52	34	18	304	145	159
...	69	17	52
...	95	59	36	454	204	250
8	3	5	404	179	225	309	181	178
...
...	32	19	13
...
...
28	19	9	309	187	122	206	132	74
36	22	14	713	366	347	547	282	265
...	34	26	8	20	18	2
274	133	141	1,080	599	481	675	333	342
...	11	5	6	6	3	3
...
...
...	8	3	5
...
...	6	2	4
...	7	4	3
274	133	141	1,146	639	507	701	354	347

TABLE
Occupations, Part B.—

CLASS.	GROUP.	OCCUPATION.	TALUQS					
			Kalkulam,			Vilavankodu.		
			Total.	Males.	Females.	Total.	Males.	Females.
1	2	3	16	17	18	19	20	21
D. Preparation and supply of material substances.	41	Flax spinners, weavers and sellers
		Hemp-rope makers and sellers ...	7	7
		Net makers and sellers	161	78	83
		Coir preparers, manufacturers and sellers	58	19	39
		Total Sub-order 41 ...	7	7	...	219	97	122
	42	Tailors ...	52	18	34
		Hat, cap and turban makers and sellers
		Turban-binders
		Umbrella makers and sellers ...	79	37	42	412	199	213
		Lace sellers
		Button sellers
		Piece-goods dealers ...	116	83	33	109	57	52
		Total Sub-order 42 ...	247	138	109	521	256	265
	43	Gold and silver dealers
		Gold and silver workers ...	386	215	171	384	216	168
		Goldsmiths' dust washers ...	2	2
		Enamellers
		Gold and silver braid makers ...	7	2	5
		Diamond polishers and sellers
		Ruby workers
Ruby and emerald, &c., dealers	
Pearls and other precious stones dealers	
Coral dealers	
Total Sub-order 43 ...	395	219	176	384	216	168		

XVII.

(State Distribution)—(Continued).

—(Continued).

Neyyattankara.			Trivandram.			Nedumangadu.		
Total.	Males.	Females.	Total.	Males.	Females.	Total.	Males.	Females.
22	23	24	25	26	27	28	29	30
...	19	13	6
...	9	9
330	163	167	123	59	64
310	89	221	1,434	435	999
640	252	388	1,585	516	1,069
52	19	33	860	336	524
...	8	3	5
...	12	4	8
262	138	124	173	95	78	259	128	131
...	3	2	1
...	1	1
119	88	31	359	236	123	153	115	38
433	245	188	1,416	677	739	412	243	169
...	95	66	29
604	310	294	1,983	998	985	387	211	176
...	15	8	7
...	5	2	3
...	5	5
...	1	1
...	7	4	3
...	3	3
...	8	6	2
...	10	9	1
604	310	294	2,132	1,102	1,030	387	211	176

TABLE
Occupations, Part B.—

CLASS.	GROUP.	OCCUPATION.	TALUQS					
			Sirayinkil.			Kottarakkara.		
			Total.	Males.	Females.	Total.	Males.	Females.
1	2	3	31	32	33	34	35	36
D. Preparation and supply of material substances.	41	Flax spinners, weavers and sellers
		Hemp-rope makers and sellers	7	7
		Net makers and sellers	58	36	22
		Coir preparers, manufacturers and sellers	1,239	374	865
		Total Sub-order 41	1,304	417	887
	42	Tailors	39	18	21
		Hat, cap and turban makers and sellers
		Turban-binders
		Umbrella makers and sellers.	215	116	99	305	141	164
		Lace sellers
		Button sellers
		Piece-goods dealers	129	98	31	25	10	15
	Total Sub-order 42	383	232	151	330	151	179	
	43	Gold and silver dealers	21	17	4
		Gold and silver workers	679	411	268	418	205	213
		Goldsmith's dust washers
		Enamellers
		Gold and silver braid makers.
		Diamond polishers and sellers
		Ruby workers
		Ruby and emerald, &c., dealers
Pearls and other precious stones dealers	
Coral dealers	
Total Sub-order 43	700	428	272	418	205	213		

XVII.

(State Distribution)—(Continued).

—(Continued).

Pattanamparam.			Shenkotta.			Quilon.		
Total.	Males.	Females.	Total.	Males.	Females.	Total.	Males.	Females.
37	38	39	40	41	42	43	44	45
...	12	8	4
...	8	8	...
...	179	117	62
...	2,453	768	1,685
...	2,652	901	1,751
...	36	17	19	762	268	494
...	6	3	3
242	129	113	37	16	21	297	198	99
...
40	31	9	24	18	6	184	143	41
282	160	122	97	51	46	1,249	612	637
...	25	18	7	53	39	14
174	80	94	407	242	165	1,117	598	519
...	7	5	2
...
...
...	1	1	...
...	5	2	3
...
...	7	4	3
...	10	8	2
174	80	94	432	260	172	1,200	657	543

TABLE
Occupations, Part B.—

CLASS.	GROUP.	OCCUPATION.	TALUQS						
			Kunnattur.			Karunagappalli.			
			Total.	Males.	Females.	Total.	Males.	Females.	
1	2	3	46	47	48	49	50	51	
D. Preparation and supply of material substances.	41	Flax spinners, weavers and sellers	
		Hemp-rope makers and sellers	
		Netmakers and sellers	287	143	144	
		Coir preparers, manufacturers and sellers	4,412	1,238	3,174	
		Total Sub-order 41	4,699	1,381	3,318	
	42	Tailors	395	136	259	
		Hat, cap and turban makers and sellers	
		Turban-binders	
		Umbrella makers and sellers.	247	115	102	
		Lace sellers	
		Button sellers	
		Piece-goods dealers	96	73	23	
		Total Sub-order 42	738	351	384	
	43	Gold and silver dealers	
		Gold and silver workers	...	397	210	187	607	314	293
		Goldsmiths' dust washers	
		Enamellers	
		Gold and silver braid makers.	
		Diamond polishers and sellers	
		Ruby workers	
		Ruby and emerald, &c., dealers	
	Pearls and other precious stones dealers		
	Coral dealers		
	Total Sub-order 43	...	397	210	187	607	314	293	

XVII.

(State Distribution)—(Continued).

—(Continued).

Kartigappalli.			Mavellikara.			Chenganur.		
Total.	Males.	Females.	Total.	Males.	Females.	Total.	Males.	Females.
52	53	54	55	56	57	58	59	60
...
6	6
143	69	74
3,877	978	2,899
4,026	1,053	2,973
76	39	37	209	68	141
...
210	124	86	290	141	149	225	137	88
...
166	127	39	86	54	32
452	290	162	585	263	322	225	137	88
21	19	2
504	242	262	574	292	282	413	214	199
...
...
...
...
...
...
...
525	261	264	574	292	282	413	214	199

TABLE
Occupations, Part B.—

CLASS.	GROUP.	OCCUPATION.	TALUQS					
			Tiruvalla.			Ambalappula.		
			Total.	Males.	Females.	Total.	Males.	Females.
1	2	3	61	62	63	64	65	66
D. Preparation and supply of material substances.	41	Flax spinners, weavers and sellers	20	12	8
		Hemp-rope makers and sellers	7	7	...
		Net makers and sellers	64	48	16
		Coir preparers, manufacturers and sellers	5,027	1,343	3,684
		Total Sub-order 41	5,118	1,410	3,708
	42	Tailors	53	32	21	695	376	319
		Hat, cap and turban makers and sellers
		Turban-binders
		Umbrella makers and sellers.	372	210	162	419	228	191
		Lace sellers
		Button sellers
		Piece-goods dealers	74	46	28	231	168	63
	Total Sub-order 42	499	288	211	1,345	772	573	
	43	Gold and silver dealers	39	27	12
		Gold and silver workers	501	252	249	869	444	425
Goldsmiths' dust washers	5	2	3	
Enamellers	
Gold and silver braid makers.	5	3	2	
Diamond polishers and sellers	
Ruby workers	10	6	4	
Ruby and emerald, &c., dealers	
Pearls and other precious stones dealers	
Coral dealers	5	3	2	
Total Sub-order 43	501	252	249	933	485	448		

XVII.

(State Distribution)—(Continued).

—(Continued).

Sherttala.			Vykkam.			Ettumanur.		
Total.	Males.	Females.	Total.	Males.	Females.	Total.	Males.	Females.
67	68	69	70	71	72	73	74	75
...
65	31	34	3	3	...
4,093	1,148	2,945	1,068	347	721
4,158	1,179	2,979	1,068	347	721	3	3	...
142	68	74	67	39	28
...
224	128	96	447	172	275	172	98	74
...
...	90	54	36	3	3	...
366	196	170	604	265	339	175	101	74
967	499	468	727	387	340	585	319	266
...
...
...
...
...
...
967	499	468	727	387	340	585	319	266

TABLE
Occupations, Part B.—

		TALUQS						
CLASS.	GROUP.	OCCUPATION.	Kottayam.			Changanacheri.		
			Total.	Males.	Females.	Total.	Males.	Females.
1	2	3	76	77	78	79	80	81
D. Preparation and supply of material substances.	41	Flax spinners, weavers and sellers
		Hemp-rope makers and sellers
		Net makers and sellers
		Coir preparers, manufacturers and sellers ...	457	143	314	167	58	109
		Total Sub-order 41 ...	457	143	314	167	58	109
	42	Tailors ...	506	263	243	408	186	222
		Hat, cap and turban makers and sellers
		Turban-binders
		Umbrella makers and sellers..	480	268	212	239	134	105
		Lace sellers
		Button sellers
		Piece-goods dealers ...	123	81	42	65	38	27
	Total Sub-order 42 ...	1,109	612	497	712	358	354	
	43	Gold and silver dealers ...	20	13	7
		Gold and silver workers ...	782	486	296	588	278	310
		Goldsmiths' dust washers
		Enamellers
		Gold and silver braid makers.
		Diamond polishers and sellers
		Ruby workers ...	6	2	4
Ruby and emerald, &c., dealers	
Pearls and other precious stones dealers	
Coral dealers	
Total Sub-order 43 ...	808	501	307	588	278	310		

TABLE
Occupations, Part B.—

CLASS. GROUP.		OCCUPATION.	TALUQS					
			Kunnattunadu.			Alangadu.		
			Total.	Males.	Females.	Total.	Males.	Females.
1	2	3	91	92	93	94	95	96
D. Preparation and supply of material substances.	41	Flax spinners, weavers and sellers
		Hemp-rope makers and sellers
		Net makers and sellers
		Coir preparers, manufacturers and sellers
		Total Sub-order 41
	42	Tailors	84	35	46
		Hat, cap and turban makers and sellers
		Turban-binders
		Umbrella makers and sellers.	385	163	222	21	12	9
		Lace sellers
		Button sellers
		Piece-goods dealers	13	6	7
		Total Sub-order 42	469	201	268	34	18	16
	43	Gold and silver dealers
		Gold and silver workers	599	278	321	471	217	254
		Goldsmiths' dust washers
		Enamellers
		Gold and silver braid makers.
		Diamond polishers and sellers
		Ruby workers
	Ruby and emerald, &c., dealers	
	Pearls and other precious stones dealers	
	Coral dealers	
	Total Sub-order 43	599	278	321	471	217	254	

XVII.

(State Distribution)—(Continued).

—(Continued).

Parur.			Cardamom Hills.			Periyar & Thekkadi.		
Total.	Males.	Females.	Total.	Males.	Females.	Total.	Males.	Females.
97	98	99	100	101	102	103	104	105
5	5
...
...
2,049	411	1,638
2,054	416	1,638
379	216	163	12	9	3	11	7	4
...
152	97	55
...
73	43	30	2	2	...	4	4	...
604	356	248	14	11	3	15	11	4
18	8	10
551	284	267	42	29	13	8	5	3
...
...
...
...
3	3
...
...
...
572	295	277	42	29	13	8	5	3

TABLE
Occupations, Part B.—

		Occupation and Class.	State Total.		
1	2	3	4	5	6
D. Preparation and supply of material substances.	44	Brass workers and sellers ...	23	15	8
		Copper workers and sellers ...	134	107	27
		Bell-metal workers and sellers ...	2,634	1,458	1,176
		General workers in brass, copper and bell-metal ...	87	58	29
		Brass and copper dealers ...	3	3	...
		Total Sub-order 44 ...	2,881	1,641	1,240
	45	Tin workers and sellers ...	60	39	21
		Tinfoil sellers ...	6	4	2
		Zinc workers and sellers ...	13	5	8
		Lead and quicksilver workers and sellers ...	91	21	70
		General workers in lead and zinc ...	27	18	9
		Total Sub-order 45 ...	197	87	110
	46	Iron and steel sellers ...	91	74	17
		Blacksmiths ...	19,308	10,239	9,069
		Iron and hardware dealers ...	84	55	29
		Lock makers and sellers ...	4	4	...
		Total Sub-order 46 ...	19,487	10,372	9,115
	47	Bottle dealers ...	9	5	4
		Glass and china-ware dealers ...	30	14	16
		Total Sub-order 47 ...	39	19	20
48	Potters and pot makers and sellers...	5,504	2,718	2,786	
	Grind-stone, mill-stone, &c., makers and sellers ...	6	4	2	
	Pestle and mortar makers and sellers.	6	4	2	
	Total Sub-order 48 ...	5,516	2,726	2,790	

XVII.

(State Distribution)—(Continued).

TALUQS.								
Tovala.			Agastiswaram.			Eraniel.		
Total.	Males.	Females.	Total.	Males.	Females.	Total.	Males.	Females.
7	8	9	10	11	12	13	14	15
...	7	3	4
...	20	17	3
12	5	7	189	74	65	293	177	116
...	21	12	9
...
12	5	7	187	106	81	293	177	116
...	8	3	5
...
...
...	12	3	9
...	3	3
...	23	9	14
...	13	9	4
188	100	88	712	387	325	819	441	378
...	1	1	...	14	9	5
...
188	100	88	726	397	329	833	450	383
...
...	1	1
...	1	1
60	28	32	180	86	94	385	230	155
...	6	4	2
...
60	28	32	186	90	96	385	230	155

TABLE
Occupations, Part B.—

CLASS.	GROUP.	OCCUPATION.	TALUQS					
			Kalkulam.			Vilavankodu.		
			Total.	Males.	Females.	Total.	Males.	Females.
1	2	3	16	17	18	19	20	21
D. Preparation and supply of material substances.	44	Brass workers and sellers
		Copper workers and sellers
		Bell-metal workers and sellers ...	66	34	32	32	13	19
		General workers in brass, copper and bell-metal
		Brass and copper dealers
		Total Sub-order 44 ...	66	34	32	32	13	19
	45	Tin workers and sellers
		Tinfoil sellers
		Zinc workers and sellers
		Lead and quicksilver workers and sellers
		General workers in lead & zinc
		Total Sub-order 45
	46	Iron and steel sellers
		Blacksmiths ...	524	250	274	571	275	296
		Iron and hardware dealers
		Lock makers and sellers
	Total Sub-order 46 ...	524	250	274	571	275	296	
	47	Bottle dealers
		Glass and china-ware dealers
		Total Sub-order 47
48	Potters and pot makers and sellers ...	255	113	142	312	147	165	
	Grind-stone, mill-stone, &c., makers and sellers	
	Pestle and mortar makers and sellers	
	Total Sub-order 48 ...	255	113	142	312	147	165	

XVII.

(State Distribution)—(Continued).

—(Continued).

Neyattankara.			Trivandram.			Nedumangadu.		
Total.	Males.	Females.	Total.	Males.	Females.	Total	Males.	Females.
22	23	24	25	26	27	28	29	30
...	12	8	4
...	45	36	9
2	2	...	418	181	237	20	12	8
...	25	19	6
...	3	3
2	2	...	503	247	256	20	12	8
...	21	14	7
...	2	2
...
...	30	9	21
...	6	4	2
...	59	29	30
...	38	29	9
564	251	313	1,867	1,073	794	418	220	198
...	23	15	8
...	1	1
564	251	313	1,929	1,118	811	418	220	198
...	2	2
...	9	5	4
...	11	7	4
773	379	394	275	148	127	177	82	95
...
...	6	4	2
773	379	394	281	152	129	177	82	95

TABLE
Occupations, Part B.—

CLASS. GROUP.		OCCUPATION.	TALUQS					
			Sirayinkil.			Kottarakkara.		
			Total.	Males.	Females.	Total.	Males.	Females.
1	2	3	31	32	33	34	35	36
D. Preparation and supply of material substances.	44	Brass workers and sellers
		Copper workers and sellers...
		Bell-metal workers and sellers ...	20	14	6	65	36	29
		General workers in brass, copper and bell-metal
		Brass and copper dealers
		Total Sub-order 44 ...	20	14	6	65	36	29
	45	Tin workers and sellers
		Tin foil sellers
		Zinc workers and sellers
		Lead and quicksilver workers and sellers
		General workers in lead & zinc
		Total Sub-order 45
	46	Iron and steel sellers
		Blacksmiths ...	595	321	274	515	247	268
		Iron and hardware dealers
		Lock makers and sellers
		Total Sub-order 46 ...	595	321	274	515	247	268
	47	Bottle dealers
		Glass and china-ware dealers..
		Total Sub-order 47
	Potters and pot makers and sellers ...	396	202	194	425	228	197	
	Grind-stone, mill-stone, &c., makers and sellers	
	Pestle and mortar makers and sellers	
	Total Sub-order 48 ...	396	202	194	425	228	197	

XVII.

(State Distribution)—(Continued).

—(Continued).

Pattanapuram.			Shenkotta.			Quilon.		
Total.	Males.	Females.	Total.	Males.	Females.	Total.	Males.	Females.
37	38	39	40	41	42	43	44	45
...
...	14	9	5
39	21	18	28	15	13	57	30	27
...	12	8	4
...
39	21	13	28	15	13	83	47	36
...	12	8	4
...
...
...	24	6	18
...	10	8	2
...	46	22	24
...	13	13	...
335	148	187	321	167	154	1,320	782	538
...	17	11	6	6	4	2
...	3	3	...
335	148	187	338	178	160	1,342	802	540
...	7	3	4
...	9	3	6
...	16	6	10
191	87	104	47	15	32	251	95	156
...
...
191	87	104	47	15	32	251	95	156

TABLE
Occupations, Part B.—

CLASS. GROUP.	OCCUPATION.	TALUQS						
		Kunnattur.			Karunagappalli.			
		Total.	Males.	Females.	Total.	Males.	Females.	
1	2	3	4	5	6	7	8	
D. Preparation and supply of material substances.	44	Brass workers and sellers
		Copper workers and sellers...
		Bell-metal workers and sellers	77	45	32	23	15	8
		General workers in brass, copper and bell-metal
		Brass and copper dealers
		Total Sub-order 44	77	45	32	23	15	8
	45	Tin workers and sellers
		Tin foil sellers
		Zinc workers and sellers
		Lead and quicksilver workers and sellers
		General workers in lead & zinc.
		Total Sub-order 45
	46	Iron and steel sellers	2	2	...
		Blacksmiths	459	216	243	825	471	354
		Iron and hardware dealers
		Lock makers and sellers
		Total Sub-order 46	459	216	243	827	473	354
	47	Bottle dealers
		Glass and china-ware dealers.
		Total Sub-order 47
48	Potters and pot makers and sellers	139	74	65	
	Grind-stone, mill-stone, &c., makers and sellers	
	Pestle and mortar makers and sellers	
	Total Sub-order 48	139	74	65	

XVII.

(State Distribution)—(Continued).

—(Continued).

Kartigappalli.			Mavellikara.			Chenganur.		
Total.	Males.	Females.	Total.	Males.	Females.	Total.	Males.	Females.
52	53	54	55	56	57	58	59	60
...
29	18	11	186	110	76	116	62	54
...
29	18	11	186	110	76	116	62	54
...
...
...
...
...
486	223	263	487	269	218	369	207	162
9	5	4
...
495	228	267	487	269	218	369	207	162
...
...
...
301	134	167	104	40	64	165	76	89
...
...
301	134	167	104	40	64	165	76	89

TABLE
Occupations, Part B.—

CLASS.	GROUP.	OCCUPATION.	TALUQS					
			Tiruvalla.			Ambalappula.		
			Total.	Males.	Females.	Total.	Males.	Females.
1	2	3	61	62	63	64	65	66
D. Preparation and supply of material substances.	44	Brass workers and sellers	4	4	...
		Copper workers and sellers...	29	23	6
		Bell-metal workers and sellers ...	238	140	98	190	111	79
		General workers in brass, copper and bell-metal	21	13	8
		Brass and copper dealers
		Total Sub-order 44 ...	238	140	98	244	151	93
	45	Tin workers and sellers	11	9	2
		Tin foil sellers	4	2	2
		Zinc workers and sellers	13	5	8
		Lead and quicksilver workers and sellers	25	3	22
		General workers in lead & zinc..	8	3	5
		Total Sub-order 45	61	22	39
	46	Iron and steel sellers	16	12	4
		Blacksmiths ...	634	353	281	1,296	741	555
		Iron and hardware dealers	8	5	3
		Lock makers and sellers
		Total Sub-order 46 ...	634	353	281	1,320	758	562
	47	Bottle dealers
		Glass and china-ware dealers.	9	3	6
		Total Sub-order 47	9	3	6
48	Potters and pot makers and sellers ...	285	133	152	61	24	37	
	Grand-stone, mill-stone, &c., makers and sellers	
	Pestle and mortar makers and sellers	
	Total Sub-order 48 ...	285	133	152	61	24	37	

XVII.

(State Distribution)—(Continued).

—(Continued).

Sherttala.			Vykkam.			Ettumannr.		
Total.	Males.	Females.	Total.	Males.	Females.	Total.	Males.	Females.
67	68	69	70	71	72	73	74	75
...
...
124	71	53	32	20	12	18	10	8
...
...
124	71	53	32	20	12	18	10	8
...
...
...
...
...
603	284	319	551	247	304	332	178	154
...	6	5	1
...
603	284	319	557	252	305	332	178	154
...
...
...
...	75	46	29
...
...
...	75	46	29

TABLE
Occupations, Part B.—

CLASS.	GROUP.	OCCUPATION	TALUQS					
			Kottayam.			Changanacheri.		
			Total.	Males.	Females.	Total.	Males.	Females.
1	2	3	76	77	78	79	80	81
D. Preparation and supply of material substances.	44	Brass workers and sellers
		Copper workers and sellers...	12	12
		Bell-metal workers and sellers	206	113	93	59	33	26
		General workers in brass, copper and bell-metal	7	5	2
		Brass and copper dealers
		Total Sub-order 44	225	130	95	59	33	26
	45	Tin workers and sellers ...	8	5	3
		Tinfoil sellers
		Zinc workers and sellers
		Lead and quicksilver workers and sellers
		General workers in lead & zinc
		Total Sub-order 45	8	5	3
	46	Iron and steel sellers ...	3	3
		Blacksmiths	1,194	638	556	606	289	317
		Iron and hardware dealers
		Lock makers and sellers
		Total Sub-order 46	1,197	641	556	606	289	317
	47	Bottle dealers
		Glass and china-ware dealers.	2	2
		Total Sub-order 47	2	2
48	Potters and pot makers and sellers	25	17	8	
	Grind-stone, mill-stone, &c., makers and sellers	
	Pestle and mortar makers and sellers	
	Total Sub-order 48	25	17	8	

XVII.

(State Distribution)—(Continued).

—(Continued).

Meenachal.			Muvattupula.			Todupula.		
Total.	Males.	Females.	Total.	Males.	Females.	Total.	Males.	Females.
82	83	84	85	86	87	88	89	90
...
...
43	28	15	7	4	3	2	2	...
...
...
43	28	15	7	4	3	2	2	...
...
...
...
...
...
...
514	236	278	365	200	165	211	122	89
...
...
514	236	278	365	200	165	211	122	89
...
...
...
...	100	64	36
...
...
...	100	64	36

TABLE
Occupations, Part B.—

CLASS.	GROUP.	OCCUPATION.	TALUQS					
			Kunnattunadu.			Alangadu.		
			Total.	Males.	Females.	Total.	Males.	Females.
1	2	3	91	92	93	94	95	96
D. Preparation and supply of material substances.	44	Brass workers and sellers
		Copper workers and sellers
		Bell-metal workers and sellers	5	5	...	20	12	8
		General workers in brass, copper and bell-metal
		Brass and copper dealers
		Total Sub-order 44	5	5	...	20	12	8
	45	Tin workers and sellers
		Tin foil sellers
		Zinc workers and sellers
		Lead and quicksilver workers and sellers
		General workers in lead & zinc.
		Total Sub-order 45
	46	Iron and steel sellers
		Blacksmiths	408	227	181	377	203	174
		Iron and hardware dealers
		Lock makers and sellers
	Total Sub-order 46	408	227	181	377	203	174	
	47	Bottle dealers
		Glass and china-ware dealers.
		Total Sub-order 47
48	Potters and pot makers and sellers	472	249	223	
	Grind-stone, mill-stone, &c., makers and sellers	
	Pestle and mortar makers and sellers	
	Total Sub-order 48	472	249	223	

XVII.

(State Distribution)—(Continued).

—(Continued).

Parur.			Cardamom Hills.			Periyar & Thekkadi.		
Total.	Males.	Females.	Total.	Males.	Females.	Total.	Males.	Females.
97	98	99	100	101	102	103	104	105
...
14	10	4
68	45	23
1	1
...
83	56	27
...
...
...
...
...
6	6
741	415	326	93	50	43	8	8	...
...
...
747	421	326	93	50	43	8	8	...
...
...
...
50	21	29
...
...
50	21	29

TABLE
Occupations, Part B.—

		OCCUPATION AND CLASS.	STATE TOTAL.		
CLASS.	GROUP.	OCCUPATION.	Total.	Males.	Females.
1	2	3	4	5	6
D. Preparation and supply of material substances.	49	Timber and bamboo dealers ...	693	464	229
		Wood-cutters and sawyers ...	4,888	2,227	2,661
		Carpenters ...	39,534	20,874	18,860
		Box makers and sellers ...	241	43	198
		Total Sub-order 49 ...	45,356	23,408	21,948
	50	Rattan workers and sellers ...	140	60	80
		Basket-weavers and winnowing-pan makers and sellers ...	7,913	4,002	3,911
		Mat makers and sellers ...	1,145	665	480
		Leaf-plate sellers ...	77	40	37
		Leaf-fan makers and sellers ...	98	60	38
		Comb makers and sellers ...	50	26	24
		Broom sellers ...	23	7	16
	Total Sub-order 50 ...	9,446	4,860	4,586	
	51	Wax, honey and general forest produce collectors and sellers ...	39	29	10
	52	Druggists ...	131	119	12
		Kanku or red-powder preparers and sellers ...	12	1	11
		Perfume sellers ...	6	3	3
		Total Sub-order 52 ...	149	123	26
	53	Tanners, &c. ...	302	180	122
		Shoe and boot makers and sellers ...	168	132	36
Leather dyers ...		11	3	8	
Hide dealers ...		46	16	30	
Grease preparers and sellers ...		18	12	6	
Total Sub-order 53 ...		545	343	202	
		Total Class D. ...	430,756	220,214	210,542

XVII.

(State Distribution)—(Continued).

TALUQS.

Tovala.			Agastiswaram.			Eraniel.		
Total.	Males.	Females.	Total.	Males.	Females.	Total.	Males.	Females.
7	8	9	10	11	12	13	14	15
...	66	48	18	21	14	7
36	14	22	131	47	84	55	20	35
381	194	187	1,144	625	519	1,348	643	705
...	33	8	25
417	208	209	1,374	723	646	1,424	677	747
...
116	55	61	261	136	125	305	156	149
...	56	31	25	25	16	9
...
...
...
116	55	61	317	167	150	330	172	158
...
...
...
...
...
...	25	16	9	26	14	12
...	21	15	6
...
...	17	5	12
...	9	4	5
...	72	40	32	26	14	12
2,296	1,193	1,103	24,085	12,577	11,508	38,772	20,484	18,288

TABLE
Occupations, Part B.—

CLASS. GROUP.		OCCUPATION.	TALUQS					
			Kalkulam.			Vilavankodu.		
			Total.	Males.	Females.	Total.	Males.	Females.
1	2	3	16	17	18	19	20	21
D. Preparation and supply of material substances.	49	Timber and bamboo dealers...
		Wood-cutters and sawyers ...	105	48	57	125	52	73
		Carpenters ...	365	222	143	643	391	252
		Box makers and sellers
		Total Sub-order 49 ...	470	270	200	768	443	325
	50	Rattan workers and sellers
		Basket-weavers and winnowing-pan makers and sellers ...	91	53	38	385	209	176
		Mat makers and sellers ...	41	19	22	83	39	44
		Leaf-plate sellers	28	12	16
		Leaf-fan makers and sellers...	13	8	5
		Comb makers and sellers
		Broom sellers
		Total Sub-order 50 ...	132	72	60	509	268	241
	51	Wax, honey and general forest produce collectors and sellers ...	15	13	2	8	5	3
	52	Druggists
		Kanku or red-powder preparers and sellers ...	4	...	4
		Perfume sellers
		Total Sub-order 52 ...	4	...	4
	53	Tanners, &c. ...	35	20	15	7	5	2
		Shoe and boot makers and sellers
	Leather dyers	
	Hide dealers	
	Grease preparers and sellers..	
	Total Sub-order 53 ...	35	20	15	7	5	2	
	Total Class D. ...	11,913	6,706	5,207	30,152	16,155	13,997	

XVII.

(State Distribution) — (Continued).

—(Continued).

Neyyattankara.			Trivandram.			Nedumangadu.		
Total.	Males.	Females.	Total.	Males.	Females.	Total.	Males.	Females.
22	23	24	25	26	27	28	29	30
38	17	21	148	96	52	24	16	8
460	143	317	416	162	254	105	56	49
1,703	969	734	2,419	1,213	1,206	1,235	647	588
..	67	13	54
2,201	1,129	1,072	3,050	1,484	1,566	1,364	719	645
...	22	8	14	14	5	9
274	136	138	201	99	102	517	263	254
168	106	62	72	43	29	136	86	50
...
17	9	8	29	18	11
...	29	16	13
...	23	7	16
459	251	208	376	191	185	667	354	313
...	13	8	5
41	33	8	18	16	2
...	8	1	7
...	6	3	3
41	33	8	32	20	12
...	45	28	17
...	43	34	9
...
...	10	4	6
...	9	8	1
...	107	74	33
19,301	10,329	8,972	26,201	12,773	13,428	4,307	2,271	2,036

TABLE
Occupations, Part B.—

CLASS.	GROUP.	OCCUPATION.	TALUQS					
			Sirayinkil.			Kottarakkara.		
			Total.	Males.	Females.	Total.	Males.	Females.
1	2	3	31	32	33	34	35	36
D. Preparation and supply of material substances.	49	Timber and bamboo dealers...	33	21	12
		Wood-cutters and sawyers...	322	168	154	152	77	75
		Carpenters	2,059	1,013	1,046	1,618	786	832
		Box makers and sellers
		Total Sub-order 49	2,381	1,181	1,200	1,803	884	919
	50	Rattan-workers and sellers...	61	24	37
		Basket-weavers and winnowing-pan makers and sellers..	221	113	108	162	86	76
		Mat makers and sellers	27	18	9
		Leaf-plate sellers
		Leaf-fan makers and sellers...	8	5	3
		Comb makers and sellers
		Broom sellers
		Total Sub-order 50	290	142	148	189	104	85
	51	Wax, honey and general forest produce collectors and sellers
	52	Druggists
		Kanku or red-powder preparers and sellers
		Perfume sellers
		Total Sub-order 52
	53	Tanners, &c.
		Shoe and boot makers and sellers
	Leather dyers	
	Hide dealers	
	Grease preparers and sellers..	
	Total Sub-order 53	
	Total Class D.	...	18,478	9,286	9,192	5,769	2,837	2,932

XVII.

(State Distribution)—(Continued).

—(Continued).

Pattapuram.			Shenkotta.			Quilon.		
Total.	Males.	Females.	Total.	Males.	Females.	Total.	Males.	Females.
37	38	39	40	41	42	43	44	45
62	38	29	45	27	18	59	42	17
770	451	319	650	387	263	2,062	1,021	1,041
...	56	12	44
832	484	348	695	414	281	2,536	1,265	1,271
13	8	5	21	12	9
258	123	135	79	36	43	235	131	104
30	19	11	71	44	27
...	31	20	11
...	15	8	7
...
301	150	151	79	36	43	373	215	158
...
...	20	18	2
...
...
...	20	18	2
...	65	31	34
...	45	38	7
...	11	3	8
...	10	3	7
...
...	10	3	7	121	72	49
3,048	1,539	1,509	2,684	1,452	1,232	28,901	14,784	14,117

TABLE
Occupations, Part B.—

CLASS.	GROUP.	OCCUPATION.	TALUQS					
			Kunnattur.			Karunagappalli.		
			Total.	Males.	Females.	Total.	Males.	Females.
1	2	3	46	47	48	49	50	51
D. Preparation and supply of material substances.	49	Timber and bamboo dealers...	24	16	8
		Wood-cutters and sawyers ...	133	59	74	263	104	159
		Carpenters ...	1,527	795	732	1,714	895	819
		Box makers and sellers
		Total Sub-order 49 ...	1,660	854	806	2,001	1,015	986
	50	Rattan workers and sellers
		Basket-weavers and winnowing-pan makers and sellers.	338	186	152	232	113	119
		Mat makers and sellers ...	55	26	29	93	59	34
		Leaf-plate sellers	49	28	21
		Leaf-fan makers and sellers...
		Comb makers and sellers
		Broom sellers
		Total Sub-order 50 ...	393	212	181	374	200	174
	51	Wax, honey and general forest produce collectors and sellers
	52	Druggists
		Kanku or red-powder preparers and sellers
		Perfume sellers
		Total Sub-order 52
	53	Tanners, &c.
		Shoe and boot makers and sellers
	Leather dyers	
	Hide dealers	
	Grease preparers and sellers	
	Total Sub-order 53	
	Total Class D ...	5,665	2,873	2,792	19,772	9,473	10,299	

TABLE
Occupations, Part B.—

CLASS.	GROUP.	OCCUPATION.	TALUQS					
			Tiruvalla.			Ambalappulla.		
			Total.	Males.	Females.	Total.	Males.	Females.
1	2	3	61	62	63	64	65	66
D. Preparation and supply of material substances.	49	Timber and bamboo dealers...	13	8	5	52	36	16
		Wood-cutters and sawyers ...	321	145	176	147	78	69
		Carpenters ...	1,193	674	519	1,686	889	797
		Box makers and sellers	44	5	39
		Total Sub-order 49 ...	1,527	827	700	1,929	1,008	921
	50	Rattan workers and sellers
		Basket-weavers and winnowing-pan makers and sellers.	400	174	226	321	164	157
		Mat makers and sellers	65	31	34
		Leaf-plate sellers
		Leaf-fan makers and sellers...
		Comb makers and sellers	6	2	4
		Broom sellers
		Total Sub-order 50 ...	400	174	226	392	197	195
	51	Wax, honey and general forest produce collectors and sellers
	52	Druggists	8	8	...
		Kanku or red-powder preparers and sellers
		Perfume sellers
		Total Sub-order 52	8	8	...
	53	Tanners, &c.	44	25	19
		Shoe and boot makers and sellers	33	24	9
Leather dyers	
Hide dealers	9	4	5	
Grease preparers and sellers..		
Total Sub-order 53	86	53	33	
	Total Class D. ...	10,265	5,378	4,887	23,249	11,385	11,864	

XVII.

(State Distribution.—(Continued).)

—(Continued).

Sherttala.			Vykkam.			Ettamanur.		
Total.	Males.	Females.	Total.	Males.	Females.	Total.	Males.	Females.
67	68	69	70	71	72	73	74	75
...	23	14	9
68	33	35	82	35	47	42	19	23
1,148	564	584	1,417	628	789	725	373	352
...	41	5	36
1,216	597	619	1,522	677	845	808	397	411
...
142	74	68	137	65	72	207	94	113
...	33	16	17	22	14	8
...
...
...
142	74	68	170	81	89	229	108	121
...
...
...
...
...
...
...
...
...
...
...
...
...
...
37,756	19,361	18,395	16,783	7,973	8,810	6,746	3,463	3,283

TABLE
Occupations, Part B.—

CLASS.	GROUP.	OCCUPATION.	TALUQS					
			Kottayam.			Changanacheri.		
			Total.	Males.	Females.	Total.	Males.	Females.
1	2	3	76	77	78	79	80	81
D. Preparation and supply of material substances.	49	Timber and bamboo dealers...	54	38	16	17	12	5
		Wood-cutters and sawyers ...	162	73	89	18	13	5
		Carpenters ...	691	386	305	1,039	552	487
		Box makers and sellers
		Total Sub-order 49 ...	907	497	410	1,074	577	497
	50	Rattan workers and sellers
		Basket-weavers and winnowing-pan makers and sellers..	282	137	145	418	199	219
		Mat makers and sellers ...	28	15	13	25	13	12
		Leaf-plate sellers
		Leaf-fan makers and sellers...
		Comb makers and sellers
		Broom sellers
		Total Sub-order 50 ...	310	152	158	443	212	231
	51	Wax, honey and general forest produce collectors and sellers
	52	Druggists ...	31	31
		Kanku or red-powder preparers and sellers
		Perfume sellers
	Total Sub-order 52 ...	31	31	
53	Tanners, &c. ...	25	16	9	10	5	5	
	Shoe and boot makers and sellers ...	26	21	5	
	Leather dyers	
	Hide dealers	
	Grease preparers and sellers..	
	Total Sub-order 53 ...	51	37	14	10	5	5	
	Total Class D. ...	13,993	7,620	6,373	9,344	4,895	4,449	

XVII.

(State Distribution) — (Continued).

—(Continued).

Meenachal.			Muvattupuzha.			Todupuzha.		
Total.	Males.	Females.	Total.	Males.	Females.	Total.	Males.	Females.
82	83	84	85	86	87	88	89	90
...	27	19	8
62	28	34	37	20	17	28	19	9
322	168	154	2,458	1,213	1,245	102	48	54
...
384	196	188	2,522	1,252	1,270	130	67	63
...
261	137	124	365	188	177	68	36	32
..	33	19	14
...
...
...
...
261	137	124	398	207	191	68	36	32
...
...
...
...
...
...
...
...
...
...
...
...
6,369	3,200	3,169	10,249	5,365	4,884	1,648	881	767

TABLE
Occupations, Part B.—

CLASS. (GROUP.)		OCCUPATION.	TALUQS					
			Kunnattunadu.			Alangadu.		
			Total.	Males.	Females.	Total.	Males.	Females.
1	2	3	91	92	93	94	95	96
D. Preparation and supply of material substances.	49	Timber and bamboo dealers...	20	16	4
		Wood-cutters and sawyers ...	39	25	14	288	149	139
		Carpenters	1,883	921	962	1,867	953	914
		Box makers and sellers
		Total Sub-order 49	1,942	962	980	2,155	1,102	1,053
	50	Rattan workers and sellers
		Basket weavers and winnow- ing-pan makers and sellers..	269	136	133	165	89	76
		Mat makers and sellers
		Leaf-plate sellers
		Leaf-fan makers and sellers...
		Comb makers and sellers
		Broom sellers
		Total Sub-order 50	269	136	133	165	89	76
	51	Wax, honey and general forest produce collectors and sellers
	52	Druggists	13	13	...
	Kanku or red-powder pre- parers and sellers	
	Perfume sellers	
	Total Sub-order 52	13	13	...	
53	Tanners, &c.	5	5	...	
	Shoe and boot makers and sellers	
	Leather dyers	
	Hide dealers	
	Grease preparers and sellers..	
	Total Sub-order 53	5	5	...	
	Total Class D.	...	5,034	2,533	2,501	5,416	2,678	2,738

XVII.

(State Distribution)—(Continued).

—(Continued).

Parur.			Cardamom Hills.			Periyar and Thekkadi.		
Total.	Males.	Females.	Total.	Males.	Females.	Total.	Males.	Females.
97	98	99	100	101	102	103	104	105
36	25	11	5	5
12	7	5	29	17	12	32	26	6
1,736	947	789	116	57	59	103	92	11
...
1,784	979	805	150	79	71	135	118	17
...
121	69	52	14	9	5
...
...
...
...
...
121	69	52	14	9	5
...
...
...
...
...
15	15
...
...
...
...
15	15
14,916	7,454	7,462	346	200	146	265	214	51

TABLE
Occupations, Part B.—

		OCCUPATION AND CLASS.	STATE TOTAL.		
CLASS.	GROUP.	OCCUPATION.	Total.	Males.	Females.
1	2	3	4	5	6
E. Commerce, Transport and Storage.	54	Money-lenders and pawn-brokers ...	271	137	134
		Bill-discounters ...	43	41	2
		Money changers and testers ...	156	146	10
		Total Sub-order 54 ...	470	324	146
	55	General merchants ...	119,907	58,722	61,185
		Merchants' clerks, accountants, &c... ..	885	496	389
		Total Sub-order 55 ..	120,792	59,218	61,574
	56	Shopkeepers' clerks ...	10	8	2
		Shopkeepers' servants ...	30	18	12
		Shopkeepers unspecified ...	31,845	15,099	16,746
		Total Sub-order 56 ..	31,885	15,125	16,760
	57a	Brokers, agents and dubash ...	52	36	16
		Auctioneers and Appraisers ...	53	25	28
		Total Sub-order 57(a) ...	105	61	44
	57b	Farmers of tolls ...	2	1	1
		Farmers of liquor ...	178	133	45
		Contractors unspecified ...	49	28	21
		Total Sub-order 57(b) ...	229	162	67

XVII.

(State Distribution)—(Continued).

TALUQS.

Tovala.			Agastiswaram.			Eraniel.		
Total.	Males.	Females.	Total.	Males.	Females.	Total.	Males.	Females.
7	8	9	10	11	12	13	14	15
...	41	19	22
...	8	8
...	19	13	6	19	19	...
...	68	40	28	19	19	...
995	452	543	4,808	2,194	2,614	5,026	2,589	2,437
...	60	31	29	26	14	12
995	452	543	4,868	2,225	2,643	5,052	2,603	2,449
...
...
260	112	148	823	386	437	788	389	399
260	112	148	823	386	437	788	389	399
3	3	...	11	7	4
...
3	3	...	11	7	4
...
...	19	14	5
...	11	6	5	8	4	4
...	30	20	10	8	4	4

TABLE
Occupations, Part B.—

CLASS.	GROUP.	OCCUPATION.	TALUQS					
			Kalkulam.			Vilavankodu.		
			Total.	Males.	Females.	Total.	Males.	Females.
1	2	3	16	17	18	19	20	21
E. Commerce, Transport and Storage.	54	Money-lenders and pawn-brokers
		Bill-discounters
		Money changers and testers..	8	8	...	9	9	...
		Total Sub-order 54	8	8	...	9	9	...
	55	General merchants	3,782	1,917	1,865	3,826	1,837	1,989
		Merchants' clerks, accountants, &c.	14	8	6
		Total Sub-order 55	3,796	1,925	1,871	3,826	1,837	1,989
	56	Shopkeepers' clerks
		Shopkeepers' servants
		Shopkeepers unspecified	602	278	324	369	173	196
		Total Sub-order 56	602	278	324	369	173	196
	57a	Brokers, agents and dubash...	7	4	3
		Auctioneers and Appraisers...	28	12	16
		Total Sub-order 57(a)	28	12	16	7	4	3
	57b	Farmers of tolls	2	1	1
		Farmers of liquor	8	8	...
		Contractors unspecified	5	2	3
		Total Sub-order 57(b)	5	2	3	10	9	1

XVII.

(State Distribution)—(Continued).

—(Continued).

Neyyattankara.			Trivandram.			Nedumangadu.		
Total.	Males.	Females.	Total.	Males.	Females.	Total.	Males.	Females.
22	23	24	25	26	27	28	29	30
...	59	31	28
...	25	23	2
...	30	26	4
...	114	80	34
4,042	1,811	2,231	8,080	4,118	3,962	1,932	978	954
...	307	178	129
4,042	1,811	2,231	8,387	4,296	4,091	1,932	978	954
...	7	5	2
...	19	12	7
1,088	500	588	4,176	1,987	2,189	1,176	522	654
1,088	500	588	4,202	2,004	2,198	1,176	522	654
...	14	9	5
...	25	13	12
...	39	22	17
...
20	13	7
...	14	8	6
20	13	7	14	8	6

TABLE
Occupations, Part B.—

CLASS.	GROUP.	OCCUPATION.	TALUQS					
			Sirayinkil.			Kottarakkara.		
			Total.	Males.	Females.	Total.	Males.	Females.
1	2	3	31	32	33	34	35	36
E. Commerce, Transport and Storage.	54	Money-lenders and pawn-brokers ...	15	9	6
		Bill-discounters
		Money changers and testers...
		Total Sub-order 54 ...	15	9	6
	55	General merchants ...	4,212	1,998	2,214	1,811	942	869
		Merchants' clerks, accountants, &c.
		Total Sub-order 55 ...	4,212	1,998	2,214	1,811	942	869
	56	Shopkeepers' clerks
		Shopkeepers' servants
		Shopkeepers unspecified ...	1,482	696	786	811	349	462
		Total Sub-order 56 ...	1,482	696	786	811	349	462
	57a	Brokers, agents and dubash...	6	4	2
		Auctioneers and Appraisers...
		Total Sub-order 57(a) ...	6	4	2
	57b	Farmers of tolls
Farmers of liquor ...		24	19	5	
Contractors unspecified	
Total Sub-order 57(b) ...		24	19	5	

XVII.

(State Distribution)—(Continued).

—(Continued).

Pattanapuram.			Shenkotta.			Quilon.		
Total.	Males.	Females.	Total.	Males.	Females.	Total.	Males.	Females.
37	38	39	40	41	42	43	44	45
...	60	36	24
...	10	10	...
...	4	4	...	12	12	...
...	4	4	...	82	58	24
1,047	462	585	770	318	452	6,164	2,988	3,176
...	15	8	7	160	87	73
1,047	462	585	785	326	459	6,324	3,075	3,249
...	3	3	...
...	9	4	5
297	125	172	418	219	199	2,486	1,134	1,352
297	125	172	418	219	199	2,498	1,141	1,357
...
...
...
...
...
7	7	9	9	...
...	8	5	3
7	7	...	8	5	3	9	9	...

XVII.

(State Distribution)—(Continued).

—(Continued).

Kartigappalli.			Mavellikara.			Chenganur.		
Total.	Males.	Females.	Total.	Males.	Females.	Total.	Males.	Females.
52	53	54	55	56	57	58	59	60
...
...
8	8
8	8
3,878	1,814	2,064	3,921	1,934	1,987	4,492	2,136	2,356
4	4
3,882	1,818	2,064	3,921	1,934	1,987	4,492	2,136	2,356
...
...
834	438	396	733	319	414	506	231	275
834	438	396	733	319	414	506	231	275
...
...
...
...
...
8	8
...
8	8

TABLE
Occupations, Part B.—

CLASS.	GROUP.	OCCUPATION.	TALUQS					
			Tiruvalla.			Ambalappula.		
			Total.	Males.	Females.	Total.	Males.	Females.
1	2	3	61	62	63	64	65	66
E. Commerce, Transport and Storage.	54	Money-lenders and pawn-brokers	50	23	27
		Bill-discounters
		Money changers and testers..	9	9	...
		Total Sub-order 54	59	32	27
	55	General merchants ...	4,691	2,274	2,417	5,749	3,215	2,534
		Merchants' clerks, accountants, &c. ...	5	5	...	48	26	22
		Total Sub-order 55 ...	4,696	2,279	2,417	5,797	3,241	2,556
	56	Shopkeepers' clerks
		Shopkeepers' servants	2	2	...
		Shopkeepers unspecified ...	1,069	438	631	2,868	1,386	1,482
	Total Sub-order 56 ...	1,069	438	631	2,870	1,388	1,482	
	57a	Brokers, agents and dubash..
		Auctioneers and Appraisers...
	Total Sub-order 57(a)	
	57b	Farmers of tolls
		Farmers of liquor	21	13	8
		Contractors unspecified ...	3	3
	Total Sub-order 57(b) ...	3	3	...	21	13	8	

XVII.

(State Distribution)—(Continued).

—(Continued).

Shertala.			Vykkam.			Ettumanur.		
Total.	Males.	Females.	Total.	Males.	Females.	Total.	Males.	Females.
67	68	69	70	71	72	73	74	75
...
...
...	5	5
...	5	5
5,052	2,385	2,667	9,019	4,758	4,261	3,878	1,979	1,899
...
5,052	2,385	2,667	9,019	4,758	4,261	3,878	1,979	1,899
...
...
521	216	305	422	198	224	689	317	372
521	216	305	422	198	224	689	317	372
...
...
...
...
...
...
...
...	8	8
...
...
...	8	8

TABLE
Occupations, Part B.—

CLASS.	GROUP.	OCCUPATION.	TALUQS					
			Kottayam.			Changanacheri.		
			Total.	Males.	Females.	Total.	Males.	Females.
1	2	3	76	77	78	79	80	81
E. Commerce, Transport and Storage.	54	Money-lenders and pawn-brokers ...	15	6	9
		Bill-discounters
		Money changers and testers..	8	8	...	11	11	...
		Total Sub-order 54 ...	23	14	9	11	11	...
	55	General merchants ...	3,905	1,930	1,975	4,563	2,047	2,516
		Merchants' clerks, accountants, &c. ...	75	43	32	57	31	26
		Total Sub-order 55 ..	3,980	1,973	2,007	4,620	2,078	2,542
	56	Shopkeepers' clerks
		Shopkeepers' servants
		Shopkeepers unspecified ...	2,026	996	1,030	1,365	634	731
		Total Sub-order 56 ...	2,026	996	1,030	1,365	634	731
	57a	Brokers, agents and dubash... ..	3	3	...	8	6	2
		Auctioneers and Appraisers...
		Total Sub-order 57(a) ...	3	3	...	8	6	2
	57b	Farmers of tolls
Farmers of liquor ...		28	16	12	
Contractors unspecified	
Total Sub-order 57(b) ...		28	16	12	

XVII.

(State Distribution)—(Continued).

—(Continued).

Meenachal.			Muvattupula.			Todupula.		
Total.	Males.	Females.	Total.	Males.	Females.	Total.	Males.	Females.
82	83	84	85	86	87	88	89	90
...
...
...
3,371	1,612	1,759	1,824	900	924	984	409	575
...
3,371	1,612	1,759	1,824	900	924	984	409	575
...
...
273	148	125	560	318	242	215	109	106
273	148	125	560	318	242	215	109	106
...
...
...
...
21	13	8
...
21	13	8

TABLE
Occupations, Part B.—

CLASS.	GROUP.	OCCUPATION.	TALUQS						
			Kunnattunadu.			Alangadu.			
			Total.	Males.	Females.	Total.	Males.	Females.	
1	2	3	91	92	93	94	95	96	
E. Commerce, Transport and Storage.	54	Money-lenders and pawn-brokers	
		Bill-discounters	
		Money changers and testers...	
		Total Sub-order 54	
	55	General merchants	...	3,174	1,485	1,689	2,733	1,265	1,468
		Merchants' clerks, accountants, &c.
		Total Sub-order 55	...	3,174	1,485	1,689	2,733	1,265	1,468
	56	Shopkeepers' clerks
		Shopkeepers' servants
		Shopkeepers unspecified	...	533	236	297	184	86	98
		Total Sub-order 56	...	533	236	297	184	86	98
	57a	Brokers, agents and dubash..
		Auctioneers and Appraisers...
		Total Sub-order 57(a)
	57b	Farmers of tolls
		Farmers of liquor	...	5	5
		Contractors unspecified
Total Sub-order 57(b)		...	5	5	

TABLE
Occupations, Part B.—

OCCUPATION AND CLASS.			STATE TOTAL.		
CLASS.	GROUP.	OCCUPATION.	Total.	Males.	Females.
1	2	3	4	5	6
E. Commerce, Transport and Storage.	58b	Drivers, firemen ...	29	10	19
	59a	Cart drivers and carting agents ...	1,682	1,483	199
		Palki bearers ..	27	17	10
		Total Sub-order 59(a) ...	1,709	1,500	209
	59b	Elephant owners and drivers ...	2	2	...
	60a	Boat owners ...	6	5	1
	60b	Ships' officers, mariners, firemen, &c.	261	215	46
		Boat and barge men ...	5,874	3,716	2,158
		Pilots ..	10	7	3
		Harbour service ...	291	202	89
		Total Sub-order 60(b) ...	6,436	4,140	2,296
	61a	Post and Anchel masters and clerks..	204	112	92
		Post and Anchel messengers and runners ...	562	341	221
		Messengers unspecified ...	49	18	31
		Total Sub-order 61(a) ...	815	471	334
	61b	Telegraph officers and clerks ...	4	3	1
		Telegraph signallers and messengers.	4	4	...
		Total Sub-order 61(b) ...	8	7	1
	62	Ware-house service ...	199	93	106
		Porters ...	1,272	663	609
Watchmen (not village) ...		10	8	2	
Total Sub-order 62 ...		1,481	764	717	
		Total Class E. ...	163,967	81,789	82,178

XVII.

(State Distribution)—(Continued).

TALUQS.								
Tovala.			Agastiswaram.			Eraniel.		
Total.	Males.	Females.	Total.	Males.	Females.	Total.	Males.	Females.
7	8	9	10	11	12	13	14	15
...
75	62	13	109	95	14	147	126	21
...	15	9	6
75	62	13	109	95	14	162	135	27
...
...
...	50	37	13
...
...	3	3	...
...
...	53	40	13
2	2	...	15	9	6	7	4	3
8	5	3	30	18	12	19	10	9
...
10	7	3	45	27	18	26	14	12
...	1	1	...
...
...	1	1	...
...	199	93	106
...	88	46	42	63	33	30
...
...	88	46	42	262	126	136
1,343	686	707	6,042	2,846	3,196	6,371	3,331	3,040

TABLE
Occupations, Part B.—

CLASS.		OCCUPATION.	TALUQS						
			Kalkulam.			Vilavankodu.			
			Total.	Males.	Females.	Total.	Males.	Females.	
1	2	3	16	17	18	19	20	21	
E. Commerce, Transport and Storage.	58b	Drivers, firemen, &c.	
	59a	Cart drivers & carting agents.	100	96	4	120	120	...	
		Palki bearers	
		Total Sub-order 59(a)	100	96	4	120	120	...	
	59b	Elephant owners and drivers.	
	60a	Boat owners	
	60b	Ships' officers, mariners, firemen, &c.	
		Boat and barge men	13	8	5	
		Pilots	
		Harbour service	
		Total Sub-order 60(b)	13	8	5	
	61a	Post and Anchel masters and clerks	...	2	2	...	8	4	4
		Post and Anchel messengers and runners	...	12	7	5	15	9	6
		Messengers unspecified	
		Total Sub-order 61(a)	...	14	9	5	23	13	10
	61b	Telegraph officers and clerks.	
		Telegraph signallers and messengers	
Total Sub-order 61(b)			
62	Ware-house service		
	Porters		
	Watchmen (not village)		
	Total Sub-order 62		
Total Class E.			4,553	2,330	2,223	4,377	2,173	2,204	

XVII.

(State Distribution)—(Continued).

—(Continued).

Neyyattankara.			Trivandram.			Nedumangadu.		
Total.	Males.	Females.	Total.	Males.	Females.	Total.	Males.	Females.
22	23	24	25	26	27	28	29	30
...
97	97	...	241	222	19	60	53	7
...	12	8	4
97	97	...	253	230	23	60	53	7
...	2	2
...
...
18	11	7	308	202	106
...
...
18	11	7	308	202	106
4	3	1	22	13	9	5	2	3
29	15	14	55	29	26	6	4	2
...	30	10	20
33	18	15	107	52	55	11	6	5
...	2	1	1
...	1	1
...	3	2	1
...
...	228	113	115
...
...	228	113	115
5,298	2,450	2,848	13,657	7,011	6,646	3,179	1,559	1,620

TABLE
Occupations, Part B.—

CLASS.	GROUP.	OCCUPATION.	TALUQS					
			Sirayinkil.			Kottarakkara.		
			Total.	Males.	Females.	Total.	Males.	Females.
1	2	3	31	32	33	34	35	36
E. Commerce, Transport and Storage.	58b	Drivers, firemen, &c.
	59a	Cart drivers & carting agents. Palki bearers ...	88	83	5	49	43	6
		Total Sub-order 59(a) ...	88	83	5	49	43	6
	59b	Elephant owners and drivers.
	60a	Boat owners
	60b	Ship's officers, mariners, fire- men, &c.
		Boat and barge men ...	332	213	119	1	1	...
		Pilots
		Harbour service
		Total Sub-order 60(b) ...	332	213	119	1	1	...
	61a	Post and Anchel masters and clerks ...	1	1	...	5	3	2
		Post and Anchel messengers and runners ...	22	13	9	12	8	4
		Messengers unspecified
		Total Sub-order 61(a) ...	23	14	9	17	11	6
	61b	Telegraph officers and clerks.
		Telegraph signallers and messengers
		Total Sub-order 61(b)
		Ware-house service
		Porters
		Watchmen (not village)
	Total Sub-order 62	
	Total Class E.	6,182	3,036	3,146	2,689	1,346	1,343

XVII.

(State Distribution)—(Continued).

—(Continued).

Pattanapuram.			Shenkotta.			Quilon.		
Total.	Males.	Females.	Total.	Males.	Females.	Total.	Males.	Females.
37	38	39	40	41	42	43	44	45
...
21	21	...	73	42	31	109	84	25
...
21	21	...	73	42	31	109	84	25
...
...	6	5	1
...	116	98	18
76	54	22	983	665	318
...	7	4	3
...	121	86	35
76	54	22	1,227	853	374
3	2	1	2	2	...	15	8	7
14	9	5	11	8	3	23	13	10
...	19	8	11
17	11	6	13	10	3	57	29	28
...	1	1	...
...	1	1	...
...	2	2	...
...
...	21	13	8	163	89	74
...
...	21	13	8	163	89	74
1,465	680	785	1,322	619	703	10,477	5,345	5,132

TABLE
Occupations, Part B.—

1	2	3	TALUQS					
			Kunnattur.			Kárunagappalli.		
			Total.	Males.	Females.	Total.	Males.	Females.
Class.	Group.	Occupation.	46	47	48	49	50	51
E. Commerce, Transport and Storage.	58b	Drivers, firemen, &c.
	59a	Cart drivers & carting agents, Palki bearers	5	5	...
		Total Sub-order 59(a)	5	5	...
	59b	Elephant owners and drivers..
	60a	Boat owners
	60b	Ships' officers, mariners, fire- men, &c.
		Boat and barge men	15	10	5	991	600	391
		Pilots
		Harbour service
		Total Sub-order 60(b)	15	10	5	991	600	391
	61a	Post and Anchel masters and clerks	1	1	...	8	3	5
		Post and Anchel messengers and runners	15	9	6	21	13	8
		Messengers unspecified
		Total Sub-order 61(a)	16	10	6	29	16	13
	61b	Telegraph officers and clerks..
		Telegraph signallers and messengers
		Total Sub-order 61(b)
	62	Ware-house service
		Porters	23	14	9	62	34	28
		Watchmen (not village)
	Total Sub-order 62	23	14	9	62	34	28	
	Total Class E.	...	2,894	1,422	1,472	8,410	4,255	4,155

XVII.

(State Distribution)—(Continued).

—(Continued).

Kartigappalli.			Mavellikara.			Chenganur.		
Total.	Males.	Females.	Total.	Males.	Females.	Total.	Males.	Females.
52	53	54	55	56	57	58	59	60
...
8	8	...	6	6	...	8	8	...
...
8	8	..	6	6	...	8	8	...
...
...
...
...
387	191	196	129	71	58	126	84	42
...
...
387	191	196	129	71	58	126	84	42
7	4	3	13	7	6	9	5	4
12	8	4	14	9	5	22	13	9
...
19	12	7	27	16	11	31	18	13
...
...
...
...
...
20	13	7
...
20	13	7
5,166	2,496	2,670	4,816	2,346	2,470	5,163	2,477	2,686

TABLE
Occupations, Part B.—

CLASS.	GROUP.	OCCUPATION.	TALUQS					
			Tiruvalla.			Ambalappulla.		
			Total.	Males.	Females.	Total.	Males.	Females.
1	2	3	61	62	63	64	65	66
E. Commerce, Transport and Storage.	58b	Drivers, firemen, &c.
	59a	Cart drivers & carting agents, Palki bearers ...	18	18
		Total Sub-order 59(a) ...	18	18
	59b	Elephant owners and drivers..
	60a	Boat owners
	60b	Ships' officers, mariners, fire- men, &c	95	80	15
		Boat and barge men	758	466	292
		Pilots	3	3	...
		Harbour service	167	113	54
		Total Sub-order 60(b)	1,023	662	361
	61a	Post and Anchel masters and clerks ...	7	4	3	13	7	6
		Post and Anchel messengers and runners ...	31	19	12	36	22	14
		Messengers unspecified
		Total Sub-order 61(a) ...	38	23	15	49	29	20
	61b	Telegraph officers and clerks. Telegraph signallers and messengers	1	1	...
		Total Sub-order 61(b)	1	1	...
	62	Ware-house service
		Porters ...	43	24	19	289	153	136
		Watchmen (not village)
		Total Sub-order 62 ...	43	24	19	289	153	136
	Total Class E. ...	5,867	2,785	3,082	10,109	5,519	4,590	

XVII.

(State Distribution)—(Continued).

—(Continued).

Shertala.			Vykkam.			Ettumanur.		
Total.	Males.	Females.	Total.	Males.	Females.	Total.	Males.	Females.
67	68	69	70	71	72	73	74	75
...
...	21	21	...
...
...	21	21	...
...
...
...
1,056	697	359	125	66	59	80	38	42
...
...
1,056	697	359	125	66	59	80	38	42
2	2	...	5	2	3	7	3	4
9	6	3	13	9	4	15	8	7
...
11	8	3	18	11	7	22	11	11
...
...
...
...	48	29	19
...
...	48	29	19
6,640	3,306	3,334	9,645	5,075	4,570	4,690	2,366	2,324

TABLE
Occupations, Part B.—

CLASS. GROUP.		OCCUPATION.	TALUQS					
			Kottayam.			Changanacheri.		
			Total.	Males.	Females.	Total.	Males.	Females.
1	2	3	76	77	78	79	80	81
	58b	Drivers, firemen, &c.
	59a	Cart drivers & carting agents.	101	85	16	74	54	20
		Palki bearers
		Total Sub-order 59(a) ...	101	85	16	74	54	20
	59b	Elephant owners and drivers.
	60a	Boat owners
	60b	Ships' officers, mariners, firemen, &c.
		Boat and barge men ...	160	106	54	97	67	30
		Pilots
		Harbour service
		Total Sub-order 60(b) ...	160	106	54	97	67	30
	61a	Post and Anchel masters and clerks ...	13	6	7	5	2	3
		Post and Anchel messengers and runners ...	36	17	19	13	9	4
		Messengers unspecified
		Total Sub-order 61(a) ...	49	23	26	18	11	7
	61b	Telegraph officers and clerks.
		Telegraph signallers and messengers ...	1	1
		Total Sub-order 61(b) ...	1	1
	62	Ware-house service
		Porters ...	85	49	36	89	34	55
		Watchmen (not village)
		Total Sub-order 62 ...	85	49	36	89	34	55
		Total Class E. ...	6,456	3,266	3,190	6,282	2,895	3,387

XVII.

(State Distribution)—(Continued).

—(Continued).

Meenachal.			Muvattupula.			Todupula.		
Total.	Males.	Females.	Total.	Males.	Females.	Total.	Males.	Females.
82	83	84	85	86	87	88	89	90
..
34	26	8
..
34	26	8
..
..
..
..
13	8	5	2	2
..
..
13	8	5	2	2
..
5	3	2	9	4	5	2	..	2
10	8	2	19	13	6	8	5	3
..
15	11	4	28	17	11	10	5	5
..
..
..
..
..
..
..
..
3,727	1,818	1,909	2,414	1,237	1,177	1,209	523	866

TABLE
Occupations, Part B.—

CLASS.	GROUP.	OCCUPATION.	TALUQS					
			Kunnattunadu.			Alangadu.		
			Total.	Males.	Females.	Total.	Males.	Females.
1	2	3	91	92	93	94	95	96
	58b	Drivers, firemen, &c.
	59a	Cart drivers & carting agents.	10	10
		Palki bearers
		Total Sub-order 59(a) ...	10	10
	59b	Elephant owners and drivers.
	60a	Boat owners
	60b	Ships' officers, mariners, firemen, &c.
		Boat and barge men ...	76	52	24	18	13	5
		Pilots
		Harbour service
		Total Sub-order 60(b) ...	76	52	24	18	13	5
	61a	Post and Anchel masters and clerks	2	2	...
		Post and Anchel messengers and runners ...	10	8	2	12	9	3
		Messengers unspecified
		Total Sub-order 61(a) ...	10	8	2	14	11	3
	61b	Telegraph officers and clerks.
		Telegraph signallers and messengers
		Total Sub-order 61(b)
	62	Ware-house service
		Porters	11	4	7
		Watchmen (not village)
		Total Sub-order 62	11	4	7
		Total Class E. ...	3,808	1,796	2,012	2,960	1,379	1,581

XVII.

(State Distribution)—(Continued).

—(Continued).

Parur.			Cardamom Hills.			Periyar and Thekkadi.		
Total.	Males.	Females.	Total.	Males.	Females.	Total.	Males.	Females.
97	98	99	100	101	102	103	104	105
...	29	10	19
...	108	98	10
...	108	98	10
...
...
...
103	84	19	7	7	...
...
...
103	84	19	7	7	...
4	1	3	1	1
7	5	2	3	3
...
11	6	5	4	4
...
...
...
37	13	24	2	2	...
...	10	8	2
37	13	24	12	10	2
5,857	2,808	3,049	659	465	194	240	193	47

TABLE
Occupations, Part B.—

		OCCUPATION AND CLASS.	STATE TOTAL.		
CLASS.	GROUP.	OCCUPATION.	Total.	Males.	Females.
			4	5	6
1	2	3	4	5	6
F. Professions.	63a	Priests, ministers, preachers, missionaries, &c. ...	8,380	4,354	4,026
		Catechists, readers, &c. ...	518	253	265
		Exorcists, hail-averters, amuletters, &c. ...	1,203	737	466
		Total Sub-order 63(a) ...	10,101	5,344	4,757
	63b	Religious mendicants, inmates of convents, &c. ...	24	23	1
		Church, temple, pagoda, masjid, &c., services ...	13,677	7,667	6,010
		Total Sub-order 63(b) ...	13,701	7,690	6,011
	64	Administrative and inspecting officials ...	82	43	39
		Principals, professors and teachers in colleges, &c. ...	899	626	273
		Clerks, &c., on educational establishments, schools, &c. ...	4	1	3
		Total Sub-order 64 ...	985	670	315
	65	Editors and ballad makers ...	19	15	4
		Private secretaries and clerks ...	73	38	35
		Public Scribes ...	999	637	362
	Total Sub-order 65 ...	1,091	690	401	
	66	Advocates and pleaders ...	4,221	2,055	2,166
		Mukhtiaris ...	2	2	...
		Lawyer's clerks ...	234	201	33
		Stamp vendors ...	40	18	22
Petition writers ...		76	65	11	
Total Sub-order 66 ...	4,573	2,341	2,232		

XVII.

(State Distribution)—(Continued).

(Continued).

Tovala.			Agastiswaram.			Eraniel.		
Total.	Males.	Females.	Total.	Males.	Females.	Total.	Males.	Females.
7	8	9	10	11	12	13	14	15
184	96	88	633	296	337	354	198	156
...	59	28	31
...	26	19	7
184	96	88	692	324	368	380	217	163
...	4	4	...
209	117	92	713	348	365	461	234	227
209	117	92	713	348	365	465	238	227
...	7	3	4
8	5	3	51	33	18	23	18	5
...
8	5	3	58	36	22	23	18	5
...	3	2	1
44	26	18	55	31	24	78	46	32
44	26	18	58	33	25	78	46	32
22	12	10	230	113	117	81	36	45
...	29	24	5
...	5	2	3	5	2	3
...
22	12	10	264	139	125	86	38	48

TABLE
Occupations, Part B.—

CLASS.	GROUP.	OCCUPATION.	TALUQS					
			Kalkulam.			Vilavankodu.		
			Total.	Males.	Females.	Total.	Males.	Females.
1	2	3	16	17	18	19	20	21
F. Professions.	63a	Priests, ministers, preachers, missionaries, &c. ...	138	67	71	100	46	54
		Catechists, readers, &c. ...	22	12	10
		Exorcists, hail-aversers, amulettiers, &c. ...	36	23	13
		Total Sub-order 63(a) ...	196	102	94	100	46	54
	63b	Religious mendicants, inmates of convents, &c.
		Church, temple, pagoda, masjid, &c., services ...	756	386	370	326	188	138
		Total Sub-order 63(b) ...	756	386	370	326	188	138
	64	Administrative and inspect- ing officials ...	3	2	1
		Principals, professors and teachers in colleges, &c. ...	45	29	16	27	18	9
		Clerks, &c., on educational establishments, schools, &c.
		Total Sub-order 64 ...	48	31	17	27	18	9
	65	Editors and ballad makers
		Private secretaries and clerks, Public Scribes ...	25	16	9	31	19	12
		Total Sub-order 65 ...	25	16	9	31	19	12
	66	Advocates and pleaders ...	123	59	64	41	18	23
		Mukhtiars
Lawyer's clerks ...		3	3	
Stamp vendors	7	3	4	
Petition writers ...		2	2	...	5	4	1	
	Total Sub-order 66 ...	123	64	64	53	25	28	

XVII.

(State Distribution)—(Continued).

—(Continued).

Neyyattankara.			Trivandram.			Nedumangadu.		
Total.	Males.	Females.	Total.	Males.	Females.	Total.	Males.	Females.
22	23	24	25	26	27	28	29	30
230	125	105	845	456	389	65	37	28
...	88	46	42
32	18	14	10	8	2
262	143	119	943	510	433	65	37	28
...	6	5	1
359	234	125	1,384	770	614	212	123	89
359	234	125	1,390	775	615	212	123	89
7	3	4	22	14	8
43	31	12	179	137	42	21	15	6
...	4	1	3
50	34	16	205	152	53	21	15	6
...	8	5	3
...	37	20	17
34	21	13	90	51	39	9	6	3
34	21	13	135	76	59	9	6	3
33	15	18	1,180	600	580	19	10	9
...	2	2
3	3	...	57	45	12
...	5	2	3
...	10	8	2
36	18	18	1,254	657	597	19	10	9

TABLE
Occupations, Part B.—

CLASS. GROUP.		OCCUPATION.	TALUQS					
			Sirayinkil.			Kottarakkara.		
			Total.	Males.	Females.	Total.	Males.	Females.
1	2	3	31	32	33	34	35	36
F. Professions.	63a	Priests, ministers, preachers, missionaries, &c. ...	71	39	32	188	96	87
		Catechists, readers, &c.
		Exorcists, hail-aversers, amulettiers, &c. ...	30	14	16	30	19	11
		Total Sub-order 63(a) ...	101	53	48	213	115	98
	63b	Religious mendicants, inmates of convents, &c. ...	2	2
		Church, temple, pagoda, masjid, &c., services ...	417	246	171	308	196	112
		Total Sub-order 63(b) ...	419	248	171	308	196	112
	64	Administrative and inspecting officials ...	1	1
		Principals, professors and teachers in colleges, &c. ...	28	19	9	27	16	11
		Clerks, &c., on educational establishments, schools, &c.
		Total Sub-order 64 ...	29	20	9	27	16	11
	65	Editors and ballad makers
		Private secretaries and clerks. Public Scribes ...	24	16	8	34	24	10
		Total Sub-order 65 ...	24	16	8	34	24	10
	66	Advocates and pleaders ...	108	55	53	60	26	34
		Mukhtiars
		Lawyer's clerks ...	2	2
Stamp vendors	
Petition writers ...		5	5	
	Total Sub-order 66 ...	115	62	53	60	26	34	

XVII.

(State Distribution)—(Continued).

—(Continued).

Pattanapuram.			Shenkotta.			Quilon.		
Total.	Males.	Females.	Total.	Males.	Females.	Total.	Males.	Females.
37	38	39	40	41	42	43	44	45
115	64	51	39	24	15	401	214	187
...	85	38	47
61	38	23	77	50	27	10	6	4
176	102	74	116	74	42	496	258	238
...	5	5	...
285	158	127	294	163	131	386	227	159
285	158	127	294	163	131	391	232	159
...	8	4	4
14	9	5	21	13	8	76	49	27
...
14	9	5	21	13	8	84	53	31
...	4	4	...
...	14	8	6
19	14	5	37	23	14
19	14	5	55	35	20
18	8	10	19	8	11	321	169	152
...
...	53	46	7
...	5	2	3
...	3	3	...	24	16	8
18	8	10	22	11	11	403	233	170

TABLE
Occupations, Part B.—

CLASS.	GROUP.	OCCUPATION.	TALUQS					
			Kunnattur.			Karunagappalli.		
			Total.	Males.	Females.	Total.	Males.	Females.
1	2	3	46	47	48	49	50	51
F. Professions.	63a	Priests, ministers, preachers, missionaries, &c. ...	50	28	22	64	34	30
		Catechists, readers, &c.
		Exorcists, hail-averters, amuletters, &c. ...	66	37	29	23	15	8
		Total Sub-order 63(a) ...	116	65	51	87	49	38
	63b	Religious mendicants, inmates of convents, &c.
		Church, temple, pagoda, masjid, &c., services ...	323	189	134	319	199	120
		Total Sub-order 63(b) ...	323	189	134	319	199	120
	64	Administrative and inspecting officials	4	2	2
		Principals, professors, and teachers in colleges, &c. ...	12	8	4	34	21	13
		Clerks, &c., on educational establishments, schools, &c..
		Total Sub-order 64 ...	12	8	4	38	23	15
	65	Editors and ballad makers
		Private secretaries and clerks.
		Public Scribes ...	29	19	10	47	32	15
		Total Sub-order 65 ...	29	19	10	47	32	15
	66	Advocates and pleaders ...	33	14	19	107	50	57
		Mukhtiaris
	Lawyer's clerks	
	Stamp vendors	
	Petition writers	5	5	...	
	Total Sub-order 66 ...	33	14	19	112	55	57	

XVII.

(State Distribution)—(Continued).

—(Continued).

Kartigappalli.			Mavellikara.			Chenganur.		
Total.	Males.	Females.	Total.	Males.	Females.	Total.	Males.	Females.
52	53	54	55	56	57	58	59	60
602	814	288	139	78	61	94	54	40
...
26	16	10	22	13	9	23	15	8
628	330	298	161	91	70	117	69	48
...
457	269	188	436	237	199	461	247	214
457	269	188	436	237	199	461	247	214
6	3	3	5	2	3
25	19	6	24	17	7	17	14	3
...
31	22	9	24	17	7	22	16	6
...
30	21	9	12	8	4	27	19	8
30	21	9	12	8	4	27	19	8
101	49	52	54	25	29	62	29	33
...
...	6	6	...
...
...
101	49	52	54	25	29	68	35	33

TABLE
Occupations, Part B.—

CLASS.	GROUP.	OCCUPATION.	TALUQS					
			Tiruvalla.			Ambalappula.		
			Total.	Males.	Females.	Total.	Males.	Females.
1	2	3	61	62	63	64	65	66
F. Professions.	63a	Priests, ministers, preachers; missionaries, &c. ...	259	145	114	557	289	268
		Catechists, readers, &c. ...	42	18	24	67	32	35
		Exorcists, hail-averters, amulettiers, &c. ...	129	78	51	150	89	61
		Total Sub-order 63(a) ...	430	241	189	774	410	364
	63b	Religious mendicants, inmates of convents, &c.
		Church, temple, pagoda, masjid, &c., services ...	569	334	235	523	313	210
		Total Sub-order 63(b) ...	569	334	235	523	313	210
	64	Administrative and inspecting officials ...	5	3	2
		Principals, professors and teachers in colleges, &c. ...	29	21	8	36	24	12
		Clerks, &c., on educational establishments, schools, &c.
		Total Sub-order 64 ...	34	24	10	36	24	12
	65	Editors and ballad makers
		Private secretaries and clerks.	12	5	7
		Public Scribes ...	47	31	16	21	14	7
		Total Sub-order 65 ...	47	31	16	33	19	14
	66	Advocates and pleaders ...	184	89	95	612	284	328
		Mukhtiaris
	Lawyer's clerks ...	37	33	4	
	Stamp vendors	7	4	3	
	Petition writers	9	9	...	
	Total Sub-order 66 ...	221	122	99	628	297	331	

XVII.

(State Distribution)—(Continued).

—(Continued).

Sherttala.			Vykkam.			Ettumanur.		
Total.	Males.	Females.	Total.	Males.	Females.	Total.	Males.	Females.
67	68	69	70	71	72	73	74	75
57	36	21	94	58	36	201	117	84
...
27	16	11	18	12	6	95	59	36
84	52	32	112	70	42	296	176	120
...
343	228	115	572	364	208	490	298	192
343	228	115	572	364	208	490	298	192
...	5	2	3
12	8	4	26	21	5	25	19	6
...
12	8	4	31	23	8	25	19	6
...
8	8	...	31	20	11	55	34	21
8	8	...	31	20	11	55	34	21
144	68	76	51	23	28	39	18	21
...
...
...
144	68	76	51	23	28	39	18	21

TABLE
Occupations, Part B.—

CLASS.	GROUP.	OCCUPATION.	TALUQS					
			Kottayam.			Changanacheri.		
			Total.	Males.	Females.	Total.	Males.	Females.
1	2	3	76	77	78	79	80	81
F. Professions.	63a	Priests, ministers, preachers, missionaries, &c.	1,162	569	593	728	337	391
		Catechists, readers, &c.	93	45	48	54	31	23
		Exorcists, hail-averters, amulettiers, &c.	76	48	28	64	39	25
		Total Sub-order 63(a)	1,331	662	669	846	407	439
	63b	Religious mendicants, inmates of convents, &c.	6	6
		Church, temple, pagoda, masjid, &c., services	571	325	246	330	159	171
		Total Sub-order 63(b)	577	331	246	330	159	171
	64	Administrative and inspecting officials	9	4	5
		Principals, professors and teachers in colleges, &c.	18	14	4	15	9	6
		Clerks, &c., on educational establishments, schools, &c.
		Total Sub-order 64	27	18	9	15	9	6
	65	Editors and ballad makers	4	4
		Private secretaries and clerks.	10	5	5
		Public Scribes	37	24	13	19	13	6
		Total Sub-order 65	51	33	18	19	13	6
	66	Advocates and pleaders	262	128	134	70	33	37
		Mukhtars
		Lawyer's clerks	26	21	5
		Stamp vendors	6	3	3
		Petition writers	8	8
	Total Sub-order 66	302	160	142	70	33	37	

XVII.

(State Distribution)—(Continued).

—(Continued).

Meenachal.			Muvattupula.			Todupula.		
Total.	Males.	Females.	Total.	Males.	Females.	Total.	Males.	Females.
82	83	84	85	86	87	88	89	90
87	49	38	195	104	91	43	24	19
...	8	3	5
24	10	14	67	43	24	1	1	...
111	59	52	270	150	120	44	25	19
1	1
275	133	142	431	246	185	159	78	81
276	134	142	431	246	185	159	78	81
...
9	5	4	9	7	2	8	3	5
...
9	5	4	9	7	2	8	3	5
...
46	31	15	17	12	5	10	8	2
46	31	15	17	12	5	10	8	2
14	6	8	64	30	34	5	2	3
...
...
...
14	6	8	64	30	34	5	2	3

TABLE
Occupations, Part B.—

CLASS.	GROUP.	OCCUPATION.	TALUQS					
			Kunnattunadu.			Alangadu.		
			Total.	Males.	Females.	Total.	Males.	Females.
1	2	3	91	92	93	94	95	96
F. Professions.	63a	Priests, ministers, preachers, missionaries, &c. ...	105	55	50	126	64	62
		Catechists, readers, &c.
		Exorcists, hail-aversers, amulettiers, &c. ...	38	22	16	42	29	13
		Total Sub-order 63(a) ...	143	77	66	168	93	75
	63b	Religious mendicants, inmates of convents, &c.
		Church, temple, pagoda, masjid, &c., services ...	393	227	166	411	198	213
		Total Sub-order 63(b) ...	393	227	166	411	198	213
	64	Administrative and inspecting officials
		Principals, professors and teachers in colleges, &c. ...	2	2	...	12	8	4
		Clerks, &c., on educational establishments, schools, &c.
		Total Sub-order 64 ...	2	2	...	12	8	4
	65	Editors and ballad makers
		Private secretaries and clerks.
		Public Scribes ...	26	16	10	26	15	11
		Total Sub-order 65 ...	26	16	10	26	15	11
	66	Advocates and pleaders ...	17	8	9	27	12	15
		Mukhtiaris
	Lawyer's clerks	
	Stamp vendors	
	Petition writers	
	Total Sub-order 66 ...	17	8	9	27	12	15	

XVII.

(State Distribution)—(Continued).

—(Continued).

Parur.			Cardamom Hills.			Periyar and Thekkadi.		
Total.	Males.	Females.	Total.	Males.	Females.	Total.	Males.	Females.
97	98	99	100	101	102	103	104	105
402	210	192	51	27	24	6	4	2
...
...
402	210	192	51	27	24	6	4	2
...
503	232	271	1	1
503	232	271	1	1
...
23	14	9
...
23	14	9
...
31	19	12
31	19	12
120	58	62
18	18
5	5
143	81	62

TABLE
Occupations, Part B.—

		OCCUPATION AND CLASS.	STATE TOTAL.		
CLASS.	GROUP.	OCCUPATION.	Total.	Males.	Females.
			1	2	3
F. Professions.	67a	Administrative and Inspecting staff...	2	1	1
		Practitioners by diploma ...	28	21	7
		Practitioners without diploma (Native Physicians) ...	5,489	2,800	2,689
		Oculists ...	12	9	3
		Vaccinators ...	50	21	29
		Midwifery ...	1	...	1
		Total Sub-order 67(a)	5,582	2,852	2,730
	67b	Hospital and Asylum Assistants and Apothecaries ...	126	76	50
		Compounders and Hospital menials...	30	15	15
		Total Sub-order 67(b)	156	91	65
	68a	Administrative and Inspecting staff...	2	1	1
		Civil Engineers and Architects ...	51	30	21
		Revenue Surveyors and Survey Superintendents ...	28	20	8
		Total Sub-order 68(a)	81	51	30
	68b	Draughtsmen, &c., in Survey Offices and Overseers, &c. ...	47	15	32
		Clerks, &c., in Engineering and Survey Offices ...	417	274	143
		Total sub-order 68(b)	464	289	175
69l	Astrologers and horoscope-casters ...	3,778	1,545	2,233	
	Almanac makers and sellers ...	7	4	3	
	Diviners (selectors of wells and house sites) ...	2	2	...	
	Total Sub-order 69(b)	3,787	1,551	2,236	

XVII.

(State Distribution)—(Continued)

TALUQS.								
Tovala.			Agastiswaram.			Eraniel.		
Total.	Males.	Females.	Total.	Males.	Females.	Total.	Males.	Females.
7	8	9	10	11	12	13	14	15
...
...	2	2
54	26	28	166	86	80	424	215	209
...	7	3	4
...
54	26	28	175	91	84	424	215	209
...	7	4	3	1	1	...
...
...	7	4	3	1	1	...
...
...	11	6	5
...
...	11	6	5
...	6	2	4
...	21	13	8	6	4	2
...	27	15	12	6	4	2
19	7	12	141	52	89	47	19	28
...
...
19	7	12	141	52	89	47	19	28

TABLE
Occupations, Part B.—

1	2	3	TALUQS					
			Kalkulam.			Vilavankodu.		
			Total.	Males.	Females.	Total.	Males.	Females.
Class.	Group.	Occupation.	16	17	18	19	20	21
F. Professions	67a	Administrative and Inspecting staff
		Practitioners by diploma
		Practitioners without diploma (Native Physicians)	29	18	11	71	39	32
		Oculists	9	6	3
		Vaccinators
		Midwifery
		Total Sub-order 67(a)	38	24	14	71	39	32
	67b	Hospital & Asylum Assistants and Apothecaries	4	2	2
		Compounders and Hospital menials
		Total Sub-order 67(b)	4	2	2
	68a	Administrative and Inspecting staff
		Civil Engineers & Architects.
		Revenue Surveyors and Survey Superintendents
		Total Sub-order 68(a)
	68b	Draughtsmen, &c., in Survey Offices and Overseers, &c.
		Clerks, &c., in Engineering and Survey Offices	10	6	4
		Total Sub-order 68(b)	10	6	4
68b	Astrologers and horoscope-casters	44	19	25	37	16	21	
	Almanac makers and sellers.	
	Diviners (selectors of wells and house sites)	
	Total Sub-order 69(b)	44	19	25	37	16	21	

XVII.

(State Distribution)—(Continued).

—(Continued).

Neyyattankara.			Trivandram.			Nedumangadu.		
Total.	Males.	Females.	Total.	Males.	Females.	Total.	Males.	Females.
22	23	24	25	26	27	28	29	30
...	2	1	1
...	20	13	7
181	95	86	1,309	615	694	77	38	39
...	3	3
...	27	13	14
...	1	...	1
181	95	86	1,362	645	717	77	38	39
3	3	...	44	25	19
...	23	12	11
3	3	...	67	37	30
...	2	1	1
...	17	9	8
...	16	12	4
...	35	22	13
...	21	4	17
15	8	7	183	110	73
15	8	7	204	114	90
235	98	137	229	94	135	106	50	56
...	7	4	3
...
235	98	137	236	98	138	106	50	56

TABLE
Occupations, Part B.—

CLASS.	GROUP.	OCCUPATION.	TALUQS					
			Sirayinkil.			Kottarakkara.		
			Total.	Males.	Females.	Total.	Males.	Females.
1	2	3	31	32	33	34	35	36
F. Professions.	67a	Administrative and Inspecting staff
		Practitioners by diploma
		Practitioners without diploma (Native Physicians) ...	527	269	258	45	25	20
		Oculists
		Vaccinators
		Midwifery
		Total Sub-order 67(a) ...	527	269	258	45	25	20
	67b	Hospital & Asylum Assistants and Apothecaries	5	2	3
		Compounders and Hospital menials
		Total Sub-order 67(b)	5	2	3
	68a	Administrative and Inspecting staff
		Civil Engineers & Architects. Revenue Surveyers and Survey Superintendents	2	2	...
		Total Sub-order 68(a)	2	2	...
	68b	Draughtsmen, &c., in Survey Offices and Overseers, &c....
		Clerks, &c., in Engineering and Survey Offices ...	6	4	2	6	3	3
		Total Sub-order 68(b) ...	6	4	2	6	3	3
	69b	Astrologers and horoscope-casters ...	308	127	181	254	100	154
		Almanac makers and sellers..
		Diviners (selectors of wells and house sites) ...	2	2
		Total Sub-order 69(b) ...	310	129	181	254	100	154

XVII.

(State Distribution)—(Continued).

—(Continued).

Pattanamparam.			Shenkotta.			Quilon.		
Total.	Males.	Females.	Total.	Males.	Females.	Total.	Males.	Females.
37	38	39	40	41	42	43	44	45
...
...	4	4	...
24	14	10	41	22	19	282	145	137
...	16	5	11
...
24	14	10	41	22	19	302	154	148
...	3	1	2	13	8	5
...	7	8	4
...	3	1	2	20	11	9
...
...	8	5	3
...
...	8	5	3
...	7	3	4
...	2	2	...	19	13	6
...	2	2	...	26	16	10
213	90	123	57	20	37	206	87	119
...
...
213	90	123	57	20	37	206	87	119

TABLE
Occupations, Part B.—

CLASS.	GROUP.	OCCUPATION.	TALUQS					
			Kunnattur.			Karunagappalli.		
			Total.	Males.	Females.	Total.	Males.	Females.
1	2	3	46	47	48	49	50	51
F. Professions.	67a	Administrative and Inspecting staff
		Practitioners by diploma
		Practitioners without diploma (Native Physicians) ...	117	61	56	184	95	89
		Oculists
		Vaccinators
		Midwifery
		Total Sub-order 67(a) ...	117	61	56	184	95	89
	67b	Hospital & Asylum Assistants and Apothecaries	5	2	3
		Compounders and Hospital menials
		Total Sub-order 67(b)	5	2	3
	68a	Administrative and Inspecting staff
		Civil Engineers & Architects..
		Revenue Surveyors and Survey Superintendents
		Total Sub-order 68(a)
	68b	Draughtsmen, &c., in Survey Offices and Overseers, &c.
Clerks, &c., in Engineering and Survey Offices	
Total Sub-order 68(b)	
69b	Astrologers and horoscope-casters ...	77	31	46	
	Almanac makers and sellers..	
	Diviners (selectors of wells and house sites)	
	Total Sub-order 69(b) ...	77	31	46	

XVII.

(State Distribution)—(Continued).

—(Continued).

Kartigappalli.			Mavellikara.			Chenganur.		
Total.	Males.	Females.	Total.	Males.	Females.	Total.	Males.	Females.
52	53	54	55	56	57	58	59	60
...
...
169	88	81	183	93	90	264	139	125
...
...
169	88	81	183	93	90	264	139	125
9	4	5	5	3	2
...
9	4	5	5	3	...
...
...
...
...
...
...	8	3	5
...	8	3	5
...	184	80	104	245	103	142
...
...
...	184	80	104	245	103	142

TABLE
Occupations, Part B.—

CLASS.	GROUP.	OCCUPATION.	TALUQS					
			Tiruvalla.			Ambalappula.		
			Total.	Males.	Females.	Total.	Males.	Females.
1	2	3	61	62	63	64	65	66
F. Professions.	67a	Administrative and Inspecting staff
		Practitioners by diploma	2	2	...
		Practitioners without diploma (Native Physicians) ...	208	111	97	372	193	179
		Oculists
		Vaccinators
		Midwifery
		Total Sub-order 67(a) ...	208	111	97	374	195	179
	67b	Hospital & Asylum Assistants and Apothecaries ...	3	2	1	7	4	3
		Compounders and Hospital menials
		Total Sub-order 67(b) ...	3	2	1	7	4	3
	68a	Administrative and Inspecting staff
		Civil Engineers & Architects
		Revenue Surveyors and Survey Superintendents	10	6	4
		Total Sub-order 68(a)	10	6	4
	68b	Draughtsmen, &c., in Survey Offices and Overseers, &c....
		Clerks, &c., in Engineering and Survey Offices	17	14	3
		Total Sub-order 68(b)	17	14	3
	69b	Astrologers and horoscope-casters ...	209	94	115	150	67	83
		Almanac makers and sellers
		Diviners (selectors of wells and house sites)
Total Sub-order 69(b) ...		209	94	115	150	67	83	

XVII.

(State Distribution)—(Continued).

—(Continued).

Sherttala.			Vykkam.			Ettumanur.		
Total.	Males.	Females.	Total.	Males.	Females.	Total.	Males.	Females.
67	68	69	70	71	72	73	74	75
...
...
67	37	30	112	58	54	77	41	36
...
...
...
67	37	30	112	58	54	77	41	36
...
...
...
...
6	3	3
...
...
...
6	3	3
...
...
...
154	58	96	206	74	132	114	48	66
...
...
154	58	96	206	74	132	114	48	66

TABLE
Occupations, Part B.—

CLASS.	GROUP.	OCCUPATION.	TALUQS					
			Kottayam.			Changanacheri.		
			Total.	Males.	Females.	Total.	Males.	Females.
1	2	3	76	77	78	79	80	81
F. Professions.	67a	Administrative and Inspecting staff
		Practitioners by diploma
		Practitioners without diploma (Native Physicians) ...	106	57	49	91	49	42
		Oculists
		Vaccinators
		Midwifery
		Total Sub-order 67(a) ...	106	57	49	91	49	42
	67b	Hospital & Asylum Assistants and Apothecaries ...	8	6	2	2	2	...
		Compounders and Hospital menials
		Total Sub-order 67(b) ...	8	6	2	2	2	...
	68a	Administrative and Inspecting staff
		Civil Engineers & Architects
		Revenue Surveyors and Survey Superintendents
		Total Sub-order 68(a)
	68b	Draughtsmen, &c., in Survey Offices and Overseers, &c...
Clerks, &c., in Engineering and Survey Offices ...		62	49	13	15	13	2	
Total Sub-order 68(b) ...		62	49	13	15	13	2	
69b	Astrologers and horoscope-casters ...	121	59	62	110	41	69	
	Almanac makers and sellers...	
	Diviners (selectors of wells and house sites)	
	Total Sub-order 69(b) ...	121	59	62	110	41	69	

XVII.

(State Distribution)—(Continued).

—(Continued).

Meenachal.			Muvattupula.			Todupula.		
Total.	Males.	Females.	Total.	Males.	Females.	Total.	Males.	Females.
82	83	84	85	86	87	88	89	90
...
...
33	19	14	14	8	6
...
...
...
33	19	14	14	8	6
...	1	1
...
...	1	1
...
...	7	5	2
...
...	7	5	2
...
...
...
41	13	28	67	24	43	14	5	9
...
...
41	13	28	67	24	43	14	5	9

TABLE
Occupations, Part B.—

CLASS.	GROUP.	OCCUPATION.	TALUQS					
			Kunnattunadu.			Alangadu.		
			Total.	Males.	Females.	Total.	Males.	Females.
1	2	3	91	92	93	94	95	96
F. Professions.	67a	Administrative and Inspecting staff
		Practitioners by diploma
		Practitioners without diploma (Native Physicians) ...	145	79	66	10	6	4
		Oculists
		Vaccinators
		Midwifery
		Total Sub-order 67(a) ...	145	79	66	10	6	4
	67b	Hospital & Asylum Assistants and Apothecaries ...	2	2
		Compounders and Hospital menials
		Total Sub-order 67(b) ...	2	2
	68a	Administrative and Inspecting staff
		Civil Engineers & Architects
		Revenue Surveyors and Survey Superintendents
		Total Sub-order 68(a)
	68b	Draughtsmen, &c., in Survey Offices and Overseers, &c....
		Clerks, &c., in Engineering and Survey Offices
		Total Sub-order 68(b)
69b	Astrologers and horoscope-casters ...	41	14	27	59	21	38	
	Almanac makers and sellers...	
	Diviners (selectors of wells and house sites)	
	Total Sub-order 69(b) ...	41	14	27	59	21	38	

XVII.

(State Distribution)—(Continued).

—(Continued).

Parur.			Cardamom Hills.			Periyar & Thekkadi.		
Total.	Males.	Females.	Total.	Males.	Females.	Total.	Males.	Females.
97	98	99	100	101	102	103	104	105
...
...
107	59	48
...
...
...
107	59	48
4	4
...
4	4
...
...	2	2	...
...
...	2	2	...
...	13	6	7
...	47	32	15
...	60	38	22
90	34	56
...
...
90	34	56

TABLE
Occupations, Part B.—

		OCCUPATION AND CLASS.	STATE TOTAL.		
CLASS.	GROUP.	OCCUPATION.	Total.	Males.	Females.
1	2	3	4	5	6
F. Professions.	70	Painters and Superintendents of Schools of Arts, &c. ...	776	393	383
		Sculptors ...	101	13	88
		Photographers ...	9	6	3
		Total Sub-order 70 ...	886	412	474
	71	Music composers and teachers ...	270	207	63
		Band-masters, &c. (not military) ...	394	230	164
		Actors, singers, dancers and their accompanists ...	1,442	917	525
	Total Sub-order 71 ...	2,106	1,354	752	
	72	Shikaris and bird catchers ...	61	33	28
	73a	Exhibitors of trained animals (bulls, snakes, monkeys, &c.) ...	31	14	17
		Circus players ...	23	17	6
		Cock and pigeon fanciers ...	5	4	1
		Total Sub-order 73(a) ...	59	35	24
	73b	Buffoons ...	22	13	9
		Story and ballad reciters ...	20	10	10
		Conjurors and fortune tellers ...	27	14	13
		Total Sub-order 73(b) ...	69	37	32
73c	Acrobats and rope-dancers ...	255	104	151	
73d	Tennis and racquet court service ...	11	6	5	
	Total Class F. ...	43,968	23,550	20,418	

XVII.

(State Distribution)—(Continued).

TALUQS.								
Tovala.			Agastiswaram.			Eraniel.		
Total.	Males.	Females.	Total.	Males.	Females.	Total.	Males.	Females.
7	8	9	10	11	12	13	14	15
7	3	4	116	57	59	146	72	74
...	37	4	33
...
7	3	4	153	61	92	146	72	74
...	29	23	6
...	9	5	4
28	18	10	41	27	14	20	12	8
28	18	10	70	50	20	29	17	12
...
7	3	4	10	5	5
...	9	6	3
...
7	3	4	9	6	3	10	5	5
...
...	11	5	6
...	11	5	6
...	16	7	9	12	4	8
...
582	313	269	2,405	1,177	1,228	1,707	894	813

TABLE
Occupations, Part B.—

CLASS.	GROUP.	OCCUPATION.	TALUQS					
			Kalkulam.			Vilavankodu.		
			Total.	Males.	Females.	Total.	Males.	Females.
1	2	3	16	17	18	19	20	21
F. Professions.	70	Painters and Superintendents of Schools of Arts, &c. ...	20	9	11	12	5	7
		Sculptors
		Photographers
		Total Sub-order 70 ...	20	9	11	12	5	7
	71	Music composers & teachers..	7	5	2
		Band-masters, &c. (not military) ...	9	6	3
		Actors, singers, dancers and their accompanists ...	48	33	15	69	42	27
		Total Sub-order 71 ...	57	39	18	76	47	29
	72	Shikaris and bird catchers	7	4	3
	73a	Exhibitors of trained animals (bulls, snakes, monkeys, &c.)
		Circus players ...	6	4	2
		Cock and pigeon fanciers
		Total Sub-order 73(a) ...	6	4	2
	73b	Buffoons
		Story and ballad reciters
		Conjurors and fortune tellers.
		Total Sub-order 73(b)
	73c	Acrobats and rope-dancers...	27	12	15
	73d	Tennis and racquet court service
		Total Class F. ...	1,359	714	645	740	407	333

XVII.

(State Distribution)—(Continued).

—(Continued).

Neyyattankara.			Trivandram.			Nedumangadu.		
Total.	Males.	Females.	Total.	Males.	Females.	Total.	Males.	Females.
22	23	24	25	26	27	28	29	30
29	14	15	176	94	82
...	64	9	55
...	9	6	3
29	14	15	249	109	140
...	97	84	13
15	8	7	154	88	66	5	3	2
45	31	14	189	93	96	13	8	5
60	39	21	440	265	175	18	11	7
...
...	9	4	5
...	8	7	1
...	5	4	1
...	22	15	7
...	7	4	3
...	7	3	4
...	7	4	3
...	21	11	10
...	29	12	17
...	7	4	3
1,264	707	557	6,599	3,502	3,097	527	290	237

TABLE
Occupations, Part B.—

CLASS.	GROUP.	OCCUPATION.	TALUQS					
			Sirayinkil.			Kottarakkara.		
			Total.	Males.	Females.	Total.	Males.	Females.
1	2	3	31	32	33	34	35	36
F. Professions.	70	Painters and Superintendents of Schools of Arts, &c.
		Sculptors
		Photographers
		Total Sub-order 70
	71	Music composers & teachers... ..	8	5	3
		Band-masters, &c. (not military)	11	6	5
		Actors, singers, dancers and their accompanists ...	68	42	26	62	39	23
		Total Sub-order 71 ...	76	47	29	73	45	28
	72	Shikaris and bird catchers
	73a	Exhibitors of trained animals (bulls, snakes, monkeys, &c.) ...	5	2	3
		Circus players
		Cock and pigeon fanciers
		Total Sub-order 73(a) ...	5	2	3
	73b	Buffoons
		Story and ballad reciters
		Conjurors and fortune tellers.
	Total Sub-order 73(b)	
73c	Acrobats and rope-dancers	
73d	Tennis and racquet court service	
	Total Class F. ...	1,612	850	762	1,027	554	473	

XVII.

(State Distribution)—(Continued).

—(Continued).

Pattanapuram.			Shenkotta.			Quilon.		
Total.	Males.	Females.	Total.	Males.	Females.	Total.	Males.	Females.
37	38	39	40	41	42	43	44	45
...	14	6	8	56	29	27
...
...
...	14	6	8	56	29	27
...	10	6	4
8	4	4	32	20	12
26	16	10	38	24	14	47	32	15
34	20	14	48	30	18	79	52	27
17	8	9
...
...
...
...
...
...
...
...
...	37	16	21
...	4	2	2
800	423	377	618	342	276	2,167	1,183	984

TABLE
Occupations, Part B.—

CLASS.	GROUP.	OCCUPATION.	TALUQS					
			Kunnattur.			Karunagappalli.		
			Total.	Males.	Females.	Total.	Males.	Females.
1	2	3	46	47	48	49	50	51
F. Professions.	70	Painters and Superintendents of Schools of Arts, &c.	11	5	6
		Sculptors
		Photographers
		Total Sub-order 70	11	5	6
	71	Music composers and teachers
		Band-masters, &c. (not military) ...	15	9	6	21	13	8
		Actors, singers, dancers and their accompanists ...	32	21	11	61	38	23
		Total Sub-order 71 ...	47	30	17	82	51	31
	72	Shikaris and bird catchers ...	6	4	2
	73a	Exhibitors of trained animals (bulls, snakes, monkeys, &c.)
		Circus players
		Cock and pigeon fanciers
		Total Sub-order 73(a)
	73b	Buffoons
		Story and ballad reciters
		Conjurors and fortune tellers.
		Total Sub-order 73(b)
73c	Acrobats and rope-dancers	
70d	Tennis and racquet court service	
	Total Class F. ...	760	421	339	885	511	374	

XVII.

(State Distribution)—(Continued).

—(Continued).

Kartigappalli.			Mavellikara.			Chenganur.		
Total.	Males.	Females.	Total.	Males.	Females.	Total.	Males.	Females.
52	53	54	55	56	57	58	59	60
...	5	2	3
...
...	5	2	3
22	14	8	5	4	1
15	8	7	8	5	3
33	23	10	27	19	8	71	47	24
70	45	25	40	28	12	71	47	24
...
...
...
...
...
...
...
...	20	8	12	42	15	27
...
1,495	828	667	1,122	590	532	1,327	695	632

TABLE
Occupations, Part B.—

CLASS. GROUP.		OCCUPATION.	TALUQS					
			Tiruvalla.			Ambalappulla.		
			Total.	Males.	Females.	Total.	Males.	Females.
1	2	3	61	62	63	64	65	66
F. Professions.	70	Painters and Superintendents of Schools of Arts, &c. ...	37	19	18	55	31	24
		Sculptors
		Photographers
		Total Sub-order 70	37	19	18	55	31	24
	71	Music composers and teachers	10	8	2	23	16	7
		Band-masters, &c. (not military)	22	13	9	15	9	6
		Actors, singers, dancers and their accompanists ..	55	39	16	61	41	20
		Total Sub-order 71	87	60	27	99	66	33
	72	Shikaris and bird catchers
	73a	Exhibitors of trained animals (bulls, snakes, monkeys, &c.)
		Circus players
		Cock and pigeon fanciers
		Total Sub-order 73(a)
	73b	Buffoons ..	5	3	2
		Story and ballad reciters ..	5	2	3
		Conjurors and fortune tellers	9	5	4
		Total Sub-order 73(b) ..	19	10	9
	73c	Acrobats and rope-dancers ..	37	13	24	15	6	9
	73d	Tennis and racquet court service
		Total Class F.	1,901	1,061	840	2,721	1,452	1,269

XVII.

(State Distribution)—(Continued).

—(Continued).

Sherttala.			Vykkam.			Ettumanur.		
Total.	Males.	Females.	Total.	Males.	Females.	Total.	Males.	Females.
67	68	69	70	71	72	73	74	75
...	10	4	6
...
...
...	10	4	6
...	22	14	8
...	16	8	8	10	6	4
27	18	9	49	36	13	42	25	17
27	18	9	87	58	29	52	31	21
...
...
...
...
...
...
...
...
...
...
...
...
845	480	365	1,212	694	518	1,148	665	483

TABLE
Occupations, Part B.—

CLASS.	GROUP.	OCCUPATION.	TALUQS					
			Kottayam.			Changanachery.		
			Total.	Males.	Females.	Total.	Males.	Females.
1	2	3	76	77	78	79	80	81
F. Professions.	70	Painters and Superintendents of Schools of Arts, &c. ...	41	23	18	17	8	9
		Sculptors
		Photographers
		Total Sub-order 70 ...	41	23	18	17	8	9
	71	Music composers and teachers	13	8	5	8	5	3
		Band-masters, &c. (not military)
		Actors, singers, dancers and their accompanists ...	24	16	8	66	43	23
		Total Sub-order 71 ...	37	24	13	74	48	26
	72	Shikaris and bird catchers ..	24	12	12
	73a	Exhibitors of trained animals (bulls, snakes, monkeys, &c.)
		Circus players
		Cock and pigeon fanciers
		Total Sub-order 73(a)
	73b	Buffoons ...	8	4	4
		Story and ballad reciters ...	8	5	3
		Conjurors and fortune tellers.
		Total Sub-order 73(b) ...	16	9	7
73c	Acrobats and rope-dancers ...	7	4	3	13	7	6	
73d	Tennis and racquet court service	
	Total Class F. ...	2,710	1,447	1,263	1,602	789	813	

XVII.

(State Distribution)—(Continued).

—(Continued).

Meenachal.			Muvattupula.			Todupula.		
Total.	Males.	Females.	Total.	Males.	Females.	Total.	Males.	Females.
82	88	84	85	86	87	88	89	90
...
...
...
...
...	13	8	5
54	38	16	24	19	5	35	17	18
54	38	16	37	27	10	35	17	18
...
...
...
...
...
...
...
...
...
...
...
...
584	305	279	917	510	407	275	138	137

TABLE
Occupations, Part B.—

CLASS.	GROUP.	OCCUPATION.	TALUQS					
			Kunnattunadu.			Alangadu.		
			Total.	Males.	Females.	Total.	Males.	Females.
1	2	3	91	92	93	94	95	96
F. Professions.	70	Painters and Superintendents of Schools of Arts, &c.
		Sculptors
		Photographers
		Total Sub-order 70
	71	Music composers and teachers	7	6	1
		Band-masters, &c. (not military)	8	5	3
		Actors, singers, dancers and their accompanists	30	21	9	21	14	7
		Total Sub-order 71	37	27	10	29	19	10
	72	Shikaris and bird catchers
	73a	Exhibitors of trained animals (bulls, snakes, monkeys, &c.)
		Circus players
		Cock and pigeon fanciers
		Total Sub-order 73(a)
	73b	Buffoons
		Story and ballad reciters
		Conjurors and fortune tellers.
		Total Sub-order 73(b)
	73c	Acrobats and rope-dancers...
	73d	Tennis and racquet court service
		Total Class F.	...	806	452	354	742	372

XVII.

(State Distribution)—(Continued).

—(Continued).

Parur.			Cardamon Hills.			Periyar & Thekkadi.		
Total.	Males.	Females.	Total.	Males.	Females.	Total	Males.	Females.
97	98	99	100	101	102	103	104	105
24	12	12
...
...
24	12	12
9	9
8	6	2
36	25	11
53	40	13
...	2	2	...	5	3	2
...
...
...
...
2	2
...
...
2	2
...
...
1,382	707	675	54	30	24	73	47	26

TABLE
Occupations, Part B.—

		OCCUPATION AND CLASS.	STATE TOTAL.		
CLASS.	GROUP.	OCCUPATION.	Total.	Males.	Females.
1	2	3	4	5	6
G. Indefinite and Independent.	74a	Well sinkers ...	29	14	15
		Excavators ...	2	2	...
		Road and canal laborers ...	171	108	63
		Quarry-men ...	5,924	4,143	1,781
		Rice pounders and huskers ...	2,922	156	2,766
		Total Sub-order 74(a) ...	9,048	4,423	4,625
	74b	General labor ...	700,807	345,290	355,517
	75	Undefined means of livelihood ...	10,315	644	9,671
	76a	House-rent and other property not being land ...	22	11	11
		Allowances from patrons ...	22	2	20
		Total Sub-order 76(a) ...	44	13	31
	76b	Educational endowments (scholarships) ...	9	9	...
		Mendicancy (not religious) ...	5,161	2,612	2,549
		Total Sub-order 76(b) ...	5,170	2,621	2,549
	77a	Pension, civil services ...	1,834	957	877
		Pension, military services ...	235	111	124
		Total Sub-order 77(a) ...	2,069	1,068	1,001

XVII.

(State Distribution)—(Continued).

TALUQS.								
Tovala.			Agastiswaram.			Eraniel.		
Total.	Males.	Females.	Total.	Males.	Females.	Total.	Males.	Females.
7	8	9	10	11	12	13	14	15
...
...	2	2
...	52	32	20	21	12	9
77	46	31	115	73	42
21	2	19	176	7	169	227	9	218
98	48	50	345	114	231	248	21	227
11,339	5,114	6,225	13,804	6,915	6,889	13,917	6,881	7,036
13	4	9	125	59	66	11	4	7
...
...
...
...
102	44	58	299	174	125	334	175	159
102	44	58	299	174	125	334	175	159
8	3	5	31	19	12	1	1	...
...
8	3	5	31	19	12	1	1	...

TABLE
Occupations, Part B.—

CLASS.	GROUP.	OCCUPATION.	TALUQS					
			Kalkulam.			Vilavankodu.		
			Total.	Males.	Females.	Total.	Males.	Females.
1	2	3	16	17	18	19	20	21
G. Indefinite and Independent.	74a	Well sinkers
		Excavators
		Road and canal laborers ...	27	16	11	18	12	6
		Quarry-men	27	18	9
		Rice pounders and huskers ...	294	5	289	107	11	96
		Total Sub-order 74(a) ...	321	21	300	152	41	111
	74b	General labor ...	12,537	6,153	6,384	7,354	3,577	3,777
	75	Undefined means of livelihood ...	6	2	4	42	19	23
	76a	House-rent & other property not being land
		Allowances from patrons ...	10	2	8	3	...	3
		Total Sub-order 76(a) ...	10	2	8	3	...	3
	76b	Educational endowments (scholarships)
		Mendicancy (not religious) ...	116	54	62	60	33	27
		Total Sub-order 76 b) ...	116	54	62	60	33	27
	77a	Pension, civil services ...	15	6	9	32	10	22
	Pension, military services	
	Total Sub-order 77(a) ...	15	6	9	32	10	22	

XVII.

(State Distribution)—(Continued).

—(Continued).

Neyyattankara.			Trivandram.			Nedumangadu.		
Total.	Males.	Females.	Total.	Males.	Females.	Total.	Males.	Females.
22	23	24	25	26	27	28	29	30
14	8	6
...
13	8	5	21	14	7
...	23	15	8
96	12	84	425	...	425	20	2	18
123	28	95	469	29	440	20	2	18
27,422	13,297	14,125	18,914	8,915	9,999	18,060	8,346	9,714
23	13	10	122	64	58
...	15	8	7
...	9	...	9
...	24	8	16
...	9	9
271	135	136	620	298	322	199	104	95
271	135	136	629	307	322	199	104	95
17	9	8	636	290	346	16	7	9
...	197	93	104
17	9	8	833	383	450	16	7	9

TABLE
Occupations, Part B.—

CLASS.	GROUP.	OCCUPATION.	TALUQS					
			Sirayinkil.			Kottarakkara.		
			Total.	Males.	Females.	Total.	Males.	Females.
1	2	3	31	32	33	34	35	36
G. Indefinite and Independent.	74a	Well sinkers
		Excavators
		Road and canal laborers
		Quarry-men ..	15	9	6	343	229	114
		Rice pounders and huskers..	59	5	54	31	...	31
		Total Sub-order 74(a)	74	14	60	374	229	145
	74b	General labor ..	22,188	10,966	11,222	23,163	11,000	12,163
	75	Undefined means of livelihood ..	60	26	34	7	2	5
	76a	House-rent & other property not being land
		Allowances from patrons
		Total Sub-order 76(a)
	76b	Educational endowments (scholarships)
		Mendicancy (not religious) ..	281	134	147	96	45	51
		Total Sub-order 76(b)	281	134	147	96	45	51
	77a	Pension, civil services ..	76	44	32	1	1	...
	Pension, military services	
	Total Sub-order 77(a)	76	44	32	1	1	...	

XVII.

(State Distribution) — (Continued).

—(Continued).

Pattanamparam.			Shenkotta.			Quilon.		
Total.	Males.	Females.	Total.	Males.	Females.	Total.	Males.	Females.
37	38	39	40	41	42	43	44	45
...	15	6	9
...	19	14	5
...	728	452	276
18	...	18	70	...	70	114	...	114
18	...	18	85	6	79	861	466	395
12,926	6,612	6,314	11,875	6,089	5,786	21,364	10,250	11,114
...	23	9	14	44	19	25
...	7	3	4
...
...	7	3	4
...
211	103	108	66	30	36	273	152	121
211	103	108	66	30	36	273	152	121
3	1	2	1	1	...	100	59	41
...	38	18	20
3	1	2	1	1	...	188	77	61

TABLE
Occupations, Part B.—

CLASS.	GROUP.	OCCUPATION.	TALUQS					
			Kunnattur.			Karungappalli.		
			Total.	Males.	Females.	Total.	Males.	Females.
1	2	3	46	47	48	49	50	51
G. Indefinite and Independent.	74a	Well sinkers
		Excavators
		Road and canal laborers
		Quarry-men ...	173	114	59
		Rice pounders and huskers...	61	2	59	30	8	22
		Total Sub-order 74(a) ...	234	116	118	30	8	22
	74b	General labor ...	22,240	11,662	10,578	26,712	12,718	13,994
	75	Undefined means of livelihood	7	2	5
	76a	House-rent & other property not being land
		Allowances from patrons
		Total Sub-order 76(a)
	76b	Educational endowments (scholarships)
		Mendicancy (not religious) ...	136	67	69	370	187	183
		Total Sub-order 76(b) ...	136	67	69	370	187	183
	77a	Pension, civil services	30	17	13
	Pension, military services	
	Total Sub-order 77(a)	30	17	13	

XVII.

(State Distribution)—(Continued).

—(Continued).

Kartigappalli.			Mavellikara.			Chenganur.		
Total.	Males.	Females.	Total.	Males.	Females.	Total.	Males.	Females.
52	53	54	55	56	57	58	59	60
...
...
220	158	62	113	88	25	526	397	129
143	6	137	43	1	42	70	12	58
363	164	199	156	89	67	596	409	187
35,372	17,159	18,213	36,650	17,325	19,325	24,104	11,477	12,627
29	15	14	79	52	27	93	19	74
...
...
...
163	85	78	115	59	56	106	56	50
163	85	78	115	59	56	106	56	50
79	48	31	69	40	29	70	37	33
...
79	48	31	69	40	29	70	37	33

TABLE
Occupations, Part B.—

CLASS.	GROUP.	OCCUPATION.	TALUQS						
			Tiruvalla.			Ambalappula.			
			Total.	Males.	Females.	Total.	Males.	Females.	
1	2	3	61	62	63	64	65	66	
G. Indefinite and Independent.	74a	Well sinkers	
		Excavators	
		Road and canal laborers	
		Quarry-men ...	922	736	186	469	315	154	
		Rice pounders and huskers ...	143	14	129	303	16	287	
		Total Sub-order 74(a) ...	1,065	750	315	772	331	441	
		74b General labor ...	38,250	18,486	19,764	30,349	14,916	15,433	
		75 Undefined means of livelihood ...	47	23	24	51	21	30	
		76a House-rent and other property not being land Allowances from patrons	
			Total Sub-order 76(a)	
		76b Educational endowments (scholarships) Mendicancy (not religious)	
			151	87	64	259	134	125	
			Total Sub-order 76(b) ...	151	87	64	259	134	125
		77a Pension, civil services Pension, military services	43	24	19	77	38	39
		
		Total Sub-order 77(a) ...	43	24	19	77	38	39	

XVII.

(State Distribution)—(Continued).

—(Continued).

Sherttala.			Vykkam.			Ettumanur.		
Total.	Males.	Females.	Total.	Males.	Females.	Total.	Males.	Females.
67	68	69	70	71	72	73	74	75
...
...
...
27	13	14	475	314	161	153	98	55
			54	7	47	29	4	25
27	13	14	529	321	208	182	102	80
32,305	16,309	15,996	26,105	12,380	13,725	30,803	14,940	15,863
3,649	...	3,649	518	13	505	590	...	590
...
...
...
...
121	64	57	261	106	155	77	38	39
121	64	57	261	106	155	77	38	39
24	10	14	50	28	22	6	2	4
...
24	10	14	50	28	22	6	2	4

TABLE
Occupations, Part B.—

CLASS.	GROUP.	OCCUPATION.	TALUQS						
			Kottayam.			Changanacheri.			
			Total.	Males.	Females.	Total.	Males.	Females.	
1	2	3	76	77	78	79	80	81	
G. Indefinite and Independent.	74a	Well sinkers	
		Excavators	
		Road and canal laborers	
		Quarry-men	315	216	99	446	312	134	
		Rice pounders and huskers	47	7	40	57	...	57	
		Total Sub-order 74(a)	362	223	139	503	312	191	
	74b	General labor	20,075	9,953	10,122	26,245	13,014	13,231	
	75	Undefined means of livelihood	424	...	424	839	28	811	
	76a	House-rent and other property not being land	
		Allowances from patrons	
		Total Sub-order 76(a)	
	76b	Educational endowments (scholarships)	47	22	25	99	48	51
		Mendicancy (not religious)	47	22	25	99	48	51
		Total Sub-order 76(b)	47	22	25	99	48	51
	77a	Pension, civil services	170	92	78	109	62	47
	Pension, military services	
	Total Sub-order 77(a)	170	92	78	109	62	47	

XVII.

(State Distribution) — (Continued).

—(Continued).

Meenachal.			Muvattupula.			Todupula.		
Total.	Males.	Females.	Total.	Males.	Females.	Total.	Males.	Females.
82	83	84	85	86	87	88	89	90
...
...
...
19	...	19	343 58	218 ...	125 58
...	22	...	22
19	...	19	401	, 218	183	22	...	22
9,556	4,593	4,963	27,198	13,076	14,122	5,256	2,467	2,789
104	9	95	204	58	146	178	53	125
...
...
...
...
53	27	26	46	26	20	12	7	5
53	27	26	46	26	20	12	7	5
45	29	16	1	1	...	8	5	3
...
45	29	16	1	1	...	8	5	3

TABLE
Occupations, Part B.—

		TALUQS							
CLASS.	GROUP.	OCCUPATION.	Kunnattunadu.			Alangadu.			
			Total.	Males.	Females.	Total.	Males.	Females.	
1	2	3	91	92	93	94	95	96	
G. Indefinite and Independent.	74a	Well sinkers	
		Excavators	
		Road and canal laborers	
		Quarry-men ...	181	116	65	8	5	3	
		Rice pounders and huskers ...	58	13	45	38	...	38	
		Total Sub-order 74(a) ...	239	129	110	46	5	41	
		74b	General labor ...	38,840	20,421	18,419	24,571	11,687	12,884
		75	Undefined means of livelihood ...	1,069	49	1,020	165	65	100
		76a	House-rent and other property not being land
			Allowances from patrons
			Total Sub-order 76(a)
		76b	Educational endowments (scholarships)
			Mendicancy (not religious) ...	50	27	23	85	46	39
			Total Sub-order 76(b) ...	50	27	23	85	46	39
		77a	Pension, civil services ...	15	9	6	58	38	20
	Pension, military services	
		Total Sub-order 77(a) ...	15	9	6	58	38	20	

XVII.

(State Distribution)—(Continued).

—(Continued).

Parur.			Cardamom Hills.			Periyar and Thekkadi.		
Total.	Males.	Females.	Total.	Males.	Females.	Total.	Males.	Females.
97	98	99	100	101	102	103	104	105
...
...
249	212	37	3	2	1
62	...	62
311	212	99	3	2	1
24,121	13,799	10,322	4,835	2,904	1,931	2,357	1,889	468
1,770	...	1,770	15	10	5	8	6	2
...
...
...
81	44	37	1	1	...
81	44	37	1	1	...
43	26	17
...
43	26	17

TABLE
Occupations, Part B.—

OCCUPATION AND CLASS.			STATE TOTAL.		
CLASS.	GROUP.	OCCUPATION.	Total.	Males.	Females.
1	2	3	4	5	6
G.	77b	Inmates of Asylums, &c. ...	81	55	26
		Prisoners, under trial ...	115	108	7
		Prisoners, for debt ...	37	37	
		Prisoners, convicted ...	591	570	21
		Total Sub-order 77(b) ...	824	770	54
	Total Class G. ...	728,277	354,829	373,448	
		Not stated ...	821	282	539
		Grand Total ...	2,557,736	1,290,415	1,267,321

XVII.

(State Distribution)—(Continued).

TALUQS.								
Tovala.			Agastiswaram.			Eraniel.		
Total.	Males.	Females.	Total.	Males.	Females.	Total.	Males.	Females.
7	8	9	10	11	12	13	14	15
...
...	3	3	...	6	6	...
...	4	4
...	13	11	2
...	20	18	2	6	6	...
11,560	5,213	6,347	14,624	7,299	7,325	14,517	7,088	7,429
...	65	36	29
29,751	14,489	15,262	87,241	43,226	44,015	105,098	52,883	52,215

TABLE
Occupations, Part B.—

CLASS.	GROUP.	OCCUPATION.	TALUQS					
			Kalkulam.			Vilavankodu.		
			Total.	Males.	Females.	Total.	Males.	Females.
1	2	3	16	17	18	19	20	21
G. Indefinite and Independent.	77b	Inmates of Asylums, &c.
		Prisoners, under trial ...	3	3	
		Prisoners, for debt	
		Prisoners, convicted ...	2	2	
		Total Sub-order 77(b) ...	5	5	
		Total Class G. ...	13,010	6,243	6,767	7,643	3,680	3,963
		Not stated	
		Grand Total ...	59,474	29,834	29,640	68,521	35,202	33,319

XVII.

(State Distribution)—(Continued).

—(Continued).

Neyattankara.			Trivandram.			Nedumangadu.		
Total.	Males.	Females.	Total.	Males.	Females.	Total.	Males.	Females.
22	23	24	25	26	27	28	29	30
...	81	55	26
6	6	...	18	14	4
...	13	13
...	412	393	19
6	6	...	524	475	49
27,862	13,488	14,374	21,515	10,181	11,334	18,295	8,459	9,836
...	1	1
110,755	56,953	53,802	111,938	56,909	55,029	55,497	27,857	27,640

TABLE
Occupations, Part B.—

CLASS.	GROUP.	OCCUPATION.	TALUQS					
			Sirayinkil.			Kottarakkara.		
			Total.	Males.	Females.	Total.	Males.	Females.
1	2	3	31	32	33	34	35	36
G. Indefinite and Independent.	77b	Inmates of Asylums, &c.
		Prisoners, under trial ...	5	5	...	3	3	...
		Prisoners, for debt
		Prisoners, convicted
		Total Sub-order 77(b) ...	5	5	...	3	3	...
		Total Class G. ...	22,684	11,189	11,495	23,644	11,280	12,364
	Not stated	
	Grand Total ...	97,995	48,271	49,724	71,517	36,055	35,462	

XVII.

(State Distribution) — (Continued).

—(Continued).

Pattanapuram.			Shenkotta.			Quilon.		
Total.	Males.	Females.	Total.	Males.	Females.	Total.	Males.	Females.
37	38	39	40	41	42	43	44	45
...
8	8	...	4	4	...	12	9	3
...	12	12	...
...	91	91	...
8	8	...	4	4	...	115	112	3
13,166	6,724	6,442	12,054	6,139	5,915	22,802	11,079	11,723
...	592	176	416
39,447	19,858	19,589	32,088	15,700	16,388	121,935	60,832	61,103

TABLE
Occupations, Part B.—

CLASS.	GROUP.	OCCUPATION.	TALUQS					
			Kunnattur.			Karunagappalli.		
			Total.	Males.	Females.	Total.	Males.	Females.
1	2	3	46	47	48	49	50	51
G. Indefinite and Independent.	77b	Inmates of Asylums, &c.
		Prisoners, under trial
		Prisoners, for debt
		Prisoners, convicted
		Total Sub-order 77(b)
		Total Class G ...	22,610	11,845	10,765	27,149	12,932	14,217
		Not stated
	Grand Total ...	73,529	37,397	36,132	103,826	52,862	55,964	

XVII.

(State Distribution)—(Continued).

—(Continued).

Kartigappalli.			Mavellikara.			Chenganur.		
Total.	Males.	Females.	Total.	Males.	Females.	Total.	Males.	Females.
52	53	54	55	56	57	58	59	60
...
...	5	5
...
...
...	5	5
36,006	17,471	18,535	37,074	17,570	19,504	24,969	11,998	12,971
...
91,950	45,216	46,734	103,619	52,494	51,125	93,960	48,443	45,517

TABLE
Occupations, Part B.—

CLASS.	GROUP.	OCCUPATION.	TALUQS					
			Tiruvalla.			Ambalappula.		
			Total.	Males.	Females.	Total.	Males.	Females.
1	2	3	61	62	63	64	65	66
G. Indefinite and Independent.	77b	Inmates of Asylums, &c.
		Prisoners, under trial ...	13	13
		Prisoners, for debt	8	8	...
		Prisoners, convicted	38	38	...
		Total Sub-order 77(b) ...	13	13	.	46	46	...
		Total Class G. ...	39,569	19,383	20,186	31,554	15,486	16,068
	Not stated	
	Grand Total ...	122,142	62,514	59,628	94,745	46,909	47,836	

XVII.

(State Distribution)—(Continued).

—(Continued).

Sherttala.			Vykkam.			Ettumanur.		
Total.	Males.	Females.	Total.	Males.	Females.	Total.	Males.	Females.
67	68	69	70	71	72	73	74	75
...
8	8	...	4	4
...
...
8	8	...	4	4
36,134	16,404	19,730	27,467	12,852	14,615	31,658	15,082	16,576
...	1	1
117,261	58,448	58,813	80,628	40,947	39,681	80,823	41,536	39,287

TABLE
Occupations, Part B.—

1	2	3	TALUQS					
			Kottayam.			Changanacheri.		
			Total.	Males.	Females.	Total.	Males.	Females.
Class.	GROUP.		76	77	78	79	80	81
G. Indefinite and Independent.	77b	Inmates of Asylums, &c.
		Prisoners, under trial	9	9	...
		Prisoners, for debt
		Prisoners, convicted ...	25	25
		Total Sub-order 77(b) ...	25	25	...	9	9	...
		Total Class G. ...	21,103	10,315	10,788	27,804	13,473	14,331
		Not stated ...	1	1	...	4	4	...
		Grand Total ...	77,094	39,229	37,865	74,722	38,596	36,126

XVII.

(State Distribution)—(Continued).

—(Continued).

Meenachal.			Muvattupula.			Todupula.		
Total.	Males.	Females.	Total.	Males.	Females.	Total.	Males.	Females.
82	83	84	85	86	87	88	89	90
...
2	2	...	4	4
...
...	2	2
2	2	...	6	6
9,779	4,660	5,119	27,856	13,385	14,471	5,476	2,532	2,944
67	32	35	86	30	56
59,976	30,830	29,146	103,009	51,595	51,414	25,202	12,786	12,416

TABLE
Occupations, Part B.—


CLASS.	GROUP.	OCCUPATION.	TALUQS					
			Kunnattunadu.			Alangadu.		
			Total.	Males.	Females.	Total.	Males.	Females.
1	2	3	91	92	93	94	95	96
G. Indefinite and Independent.	77b	Inmates of Asylums, &c.
		Prisoners, under trial	2	2	..
		Prisoners, for debt
		Prisoners, convicted
		Total Sub-order 77(b)	2	2	..
		Total Class G.	40,213	20,635	19,578	24,927	11,843
		Not stated
		Grand Total ..	114,049	57,216	56,833	70,958	35,944	35,014

XVII.

(State Distribution)—(Continued).

—(Continued).

Parur.			Cardamom Hills.			Periyar & Thekkadi.		
Total.	Males.	Females.	Total.	Males.	Females.	Total.	Males.	Females.
97	98	99	100	101	102	103	104	105
...
...
...
8	8
8	8
26,334	14,089	12,245	4,850	2,914	1,936	2,369	1,898	471
...	4	1	3
59,278	30,082	29,196	11,413	6,714	4,699	3,295	2,588	707



PART II.—STATISTICS (FINAL TABLES).

Area, Houses and Population.

TABLE I.
Area, Houses and Population.

DISTRICT OR STATE.	AREA.		NUMBER OF		OCCUPIED HOUSES.						
	In square miles.	Towns.	Villages.	Total.	Towns.	Villages.	Total.				
1	2	3	4	5	6	7	7				
Travancore ...	6,730	8	247	516,536	21,025	495,511	495,511				
POPULATION.											
DISTRICT OR STATE.	TOTAL.			MALES.			FEMALES.				
	Total.	Towns.	Villages.	Total.	Towns.	Villages.	Total.	Villages.			
1	8	9	10	11	12	13	14	16			
Travancore ...	2,557,736	107,693	2,450,043	1,290,415	54,501	1,235,914	1,267,321	1,214,129			
NOTE.—Areas in British occupation included in the above consisting of the Quilon Cantonment, Regimental lines and Residency Escort, Trivandram.				Occupied Houses	717	Total Population	2,765	Males	1,484	Females	1,281.

TABLE II.
Variation in Population.

TABLE II.
Variation in the Enumerated Population since last Census (February 1881).

DISTRICT OR STATE.	TOTAL.			MALES.			FEMALES.		
	1891.	1881.	Variation.	1891.	1881.	Variation.	1891.	1881.	Variation.
1	2	3	4	5	6	7	8	9	10
Travancore . . .	2,557,736	2,401,158	+156,578	1,290,415	1,197,134	+93,281	1,267,321	1,204,024	+63,297

Towns and Villages classified by Population.

TABLE III.
Towns and Villages classified by Population.

DISTRICT OR STATE.	Total number of towns and villages	Total population.	1-199		200-499		500-999		1,000-1,999					
			No.	Population.	No.	Population.	No.	Population.	No.	Population.				
1	2	3	4	5	6	7	8	9	10	11				
Travancore	255	2,557,736	1	716	4	5,583				
DISTRICT OR STATE.	2,000-2,999	3,000-4,999	5,000-9,999		10,000-14,999		15,000-19,999		20,000-49,999		50,000 & over.			
	No.	Population.	No.	Population.	No.	Population.	No.	Population.	No.	Population.				
1	12	13	14	15	16	17	18	19	20	21	22	23	24	25
Travancore	7	18,428	28	121,331	107	823,861	66	790,806	27	453,029	15	343,982

TABLE IV.

Towns according to Population, compared with the preceding Census.

Town.	District or State.	Municipality Suburbs or Cantonment.	Total Population.		Males.			Females.			NOTES. (CHANGE IN AREAS, &c.)	
			1891	1881	1891	1881	1891	1881	1891	1881		1891
1	2	3	4	5	6	7	8	9	10	11	12	13
Trivandram...	Travancore ..	Residency Escort ..	27,661	14,580	13,081
...	...	Total ..	27,887	41,173	-13,286	14,707	13,180
Alleppey	22,768	25,754	-2,986	11,286	11,482
Quilon	12,686	6,514	6,322
...	...	Cantonment..	2,539	1,357	1,182
...	...	Total ..	15,375	13,588	+1,787	7,871	7,504
Nagercoil	11,187	16,534	-5,347	5,335	5,852
Shenkotta	8,727	7,882	+ 845	4,202	4,525
Vycome	7,769	13,033	-5,284	4,113	3,656
Kottayam	7,090	11,293	-4,203	3,539	3,551
Aripand	6,890	3,448	3,442

Towns according to Population, compared with the preceding Census.

NOTE.—The figures for 1881 are only approximate, for the towns were not then separately censused and their limits defined as on the present occasion; hence the large variation in the results.

Aripand was not included as a town in the 1881 census.

Towns arranged territorially, with Population by Religion.

TABLE V.
Towns arranged territorially, with Population by Religion.

DISTRICT OR STATE.	TOWN.	TOTAL POPULATION.			HINDU.			MUSSALMAN.			CHRISTIAN.			JEW.		
		Total.	Males.	Females.	Total.	Males.	Females.	Total.	Males.	Females.	Total.	Males.	Females.	Total.	Males.	Females.
1	2	3	4	5	6	7	8	9	10	11	12	13	14	15	16	17
	Trivandram...	27,887	14,707	13,180	24,804	13,243	11,561	1,610	817	798	1,473	647	826
	Alleppey ..	22,768	11,286	11,482	11,304	5,583	5,721	7,470	3,441	4,029	3,994	2,262	1,732
	Quilon ...	15,375	7,871	7,504	7,614	3,948	3,666	3,444	1,806	1,638	4,307	2,112	2,195	10	5	5
	Nagercoil ...	11,187	5,335	5,852	9,632	4,618	5,014	57	33	24	1,498	684	814
	Shenkotta ...	8,727	4,202	4,525	8,402	4,042	4,360	287	140	147	38	20	18
	Vycome ...	7,769	4,113	3,656	6,864	3,610	3,254	90	55	35	815	448	367
	Kottayam ...	7,090	3,539	3,551	4,037	2,021	2,016	197	114	88	2,856	1,404	1,452
	Aripaud ...	6,890	3,448	3,442	5,706	2,872	2,834	240	111	129	944	465	479

TRAVANCORE.

Religions.

TABLE VI.
Religions.

DISTRICT OR STATE.	TOTAL POPULATION.						HINDU.						MUSSALMAN.					
	Total.	Males.	Females.	Total.	Males.	Females.	Total.	Males.	Females.	Total.	Males.	Females.	Total.	Males.	Females.			
1	2	3	4	5	6	7	8	9	10									
Travancore	2,527,786	1,290,415	1,237,321	1,871,864	941,995	929,869	158,823	81,375	77,448									
DISTRICT OR STATE.	CHRISTIAN.			JAIN.			PARSI.			JEW.			NONE.					
	Total.	Males.	Females.	Total.	Males.	Females.	Total.	Males.	Females.	Total.	Males.	Females.	Total.	Males.	Females.			
1	11	12	13	14	15	16	17	18	19	20	21	22	23	24	25			
Travancore	526,911	266,969	259,942	10	8	2	1	1	...	125	65	60	2	2	...			

Ages, by Religions,
Part (A)—Total Population.

TABLE VII.
Ages, by Religions, Part (A)—Total Population.

DISTRICT OR STATE.	TOTAL POPULATION.				AGE PERIODS.									
	Total.		Under 1 year		1 year		2 years		Total 0-4		5-9		10-14	
	Males.	Females.	Males.	Females.	Males.	Females.	Males.	Females.	Males.	Females.	Males.	Females.	Males.	Females.
1	2	3	4	5	6	7	8	9	10					
Travancore ...	2,557,736	1,290,415	1,267,321	19,526	23,445	29,500	33,522	34,039	37,031					
DISTRICT OR STATE.	3 years		4 years		Total 0-4		5-9		10-14					
	Males.	Females.	Males.	Females.	Males.	Females.	Males.	Females.	Males.	Females.				
1	11	12	13	14	15	16	17	18	19	20				
Travancore ..	39,140	42,180	31,194	32,639	153,399	168,817	158,901	157,960	149,926	137,884				

AGE PERIODS—(Continued).

TABLE VII.
Ages, by Religions,
Part (A)—Total
Population—(Contd.)

TABLE VII.
Ages, by Religions, Part (A)—Total Population—(Continued).

15—19		20—24		25—29		30—34		35—39	
Males.	21	Males.	23	Males.	25	Males.	27	Males.	29
Females.	22	Females.	24	Females.	26	Females.	28	Females.	30
119,558	126,727	107,327	117,835	118,359	122,448	100,124	96,089	99,938	81,744
40—44		45—49		50—54		55—59		60 and over	
Males.	31	Males.	33	Males.	35	Males.	37	Males.	39
Females.	32	Females.	34	Females.	36	Females.	38	Females.	40
79,920	68,755	58,984	47,983	51,118	47,426	32,417	29,770	60,444	63,863

AGE PERIODS—(Continued).

Ages, by Religions,
Part (B)—Hindu.

TABLE VII.

Ages, by Religions, Part (B)—Hindu.

DISTRICT OR STATE.	TOTAL HINDU.										
	AGE PERIODS.										
	Total.		Males.		Females.		Under 1 year		1 year		2 years
	2	3	4	5	6	7	8	9	10	Males.	Females.
Travancore	1,871,864	941,995	929,869	14,268	16,989	20,917	23,462	24,082	26,008		
DISTRICT OR STATE.	AGE PERIODS—(Continued).										
	3 years		4 years		Total 0—4		5—9		10—14		
	Males.	Females.	Males.	Females.	Males.	Females.	Males.	Females.	Males.	Females.	
1	11	12	13	14	15	16	17	18	19	20	
Travancore	28,029	20,809	22,258	23,068	109,554	119,336	112,681	112,212	106,706	98,250	

Ages, by Religions,
Part (B)—Hindu—(Contd.).

TABLE VII.

Ages, by Religions, Part (B)—Hindu—(Continued).

DISTRICT OR STATE.	AGE PERIODS—(Continued).											
	15—19		20—24		25—29		30—34		35—39		60 and over	
	Males.	Females.	Males.	Females.	Males.	Females.	Males.	Females.	Males.	Females.	Males.	Females.
1	21	22	28	24	25	26	27	28	29	30		
Travancore ...	87,096	93,409	78,793	87,088	87,893	91,086	74,555	72,076	78,878	61,172		
DISTRICT OR STATE.	AGE PERIODS—(Continued).											
	40—44		45—49		50—54		55—59		60 and over			
	Males.	Females.	Males.	Females.	Males.	Females.	Males.	Females.	Males.	Females.	Males.	Females.
1	81	32	33	34	35	36	37	38	39	40		
Travancore ...	59,872	52,225	43,806	35,637	38,256	36,166	23,593	21,875	45,312	49,337		

Ages, by Religions,
Part (C)—Mussalman.TABLE VII.
Ages, by Religions, Part (C)—Mussalman.

DISTRICT OR STATE.	TOTAL MUSSALMAN.						AGE PERIODS.																
	2		3		4		Under 1 year		1 year		2 years		3 years		4 years		Total 0-4		5-9		10-14		
	Males.	Females.	Males.	Females.	Males.	Females.	Males.	Females.	Males.	Females.	Males.	Females.	Males.	Females.	Males.	Females.	Males.	Females.	Males.	Females.	Males.	Females.	
1	2	3	4	5	6	7	8	9	10	11	12	13	14	15	16	17	18	19	20	21	22	23	24
Travancore ...	158,823	81,375	77,448	1,882	1,731	1,893	2,329	2,273	2,527	2,524	2,777	2,228	2,866	10,300	11,730	10,671	9,860	9,565	8,487				

AGE PERIODS—(Continued).

Ages, by Religions, Part
(C)—Mussalman—(Contd.)

TABLE VII.

Ages, by Religions, Part (C)—Mussalman—(Continued).

DISTRICT OR STATE.	AGE PERIODS—(Continued).											
	15—19		20—24		25—29		30—34		35—39		60 and over	
	Males.	Females.	Males.	Females.	Males.	Females.	Males.	Females.	Males.	Females.	Males.	Females.
1	21	22	23	24	25	26	27	28	29	30	31	32
Travancore	7,577	7,782	6,765	7,121	7,174	7,574	6,099	5,898	6,154	4,825	4,825	4,825

DISTRICT OR STATE.	AGE PERIODS—(Continued).											
	40—44		45—49		50—54		55—59		60 and over		60 and over	
	Males.	Females.	Males.	Females.	Males.	Females.	Males.	Females.	Males.	Females.	Males.	Females.
1	31	32	33	34	35	36	37	38	39	40	41	42
Travancore	4,827	4,030	3,533	2,685	3,124	2,602	2,003	1,709	3,583	3,995	3,995	3,995

Ages, by Religions,
Part (D)—Christian.

TABLE VII.
Ages, by Religions, Part (D)—Christian.

DISTRICT OR STATE.	TOTAL CHRISTIAN.				AGE PERIODS.											
	Total.	Males.		Females.		Under 1 year		1 year		2 years		Total 0—4	5—9		10—14	
						Males.	Females.	Males.	Females.	Males.	Females.		Males.	Females.	Males.	Females.
1	2	3	4		5	6	7	8	9	10						
Travancore ...	526,911	266,969	259,942		3,876	4,725	6,689	7,730	7,681	8,495						
AGE PERIODS—(Continued).																
		.4 years			Total 0—4		5—9		10—14							
3 years		Males.	Females.		Males.	Females.	Males.	Females.	Males.	Females.						
11	12	13	14	15	16	17	18	19	20							
8,585	9,598	6,705	7,202	33,536	37,745	35,540	35,880	33,651	31,138							

Ages by Religions, Part (D) —
Christian — (Contid.)TABLE VII.
Ages, by Religions, Part (D) — Christian — (Continued).

DISTRICT OR STATE.	AGE PERIODS—(Continued).											
	15—19		20—24		25—29		30—34		35—39		60 and over	
	Males.	Females.	Males.	Females.	Males.	Females.	Males.	Females.	Males.	Females.	Males.	Females.
1	21	22	23	24	25	26	27	28	29	30		
Travancore	24,878	25,530	21,763	23,621	23,282	23,775	19,463	18,313	19,898	15,745		
40—44	45—49		50—54		55—59		60 and over					
	Males.	Females.	Males.	Females.	Males.	Females.	Males.	Females.				
	31	32	33	34	35	36	37	38	39	40		
15,217	12,496	11,642	9,709	9,734	8,654	6,819	6,186	11,546	11,149			

Ages, by Religions,
Part (F)—Parsi.

TABLE VII.
Ages, by Religions, Part (F)—Parsi.

DISTRICT OR STATE.	TOTAL PARSI.		AGE PERIODS.																			
	Total.		Under 1 year		1 year		2 years		3 years		4 years		Total 0-4		5-9		10-14					
	Males.	Females.	Males.	Females.	Males.	Females.	Males.	Females.	Males.	Females.	Males.	Females.	Males.	Females.	Males.	Females.	Males.	Females.				
1	2	3	4	5	6	7	8	9	10	11	12	13	14	15	16	17	18	19	20			
Travancore	1	1			
DISTRICT OR STATE.	TOTAL PARSI.		AGE PERIODS—(Continued).																			
	Total.		15-19		20-24		25-29		30-34		35-39		40-44		45-49		50-54		55-59		60 & over	
	Males.	Females.	Males.	Females.	Males.	Females.	Males.	Females.	Males.	Females.	Males.	Females.	Males.	Females.	Males.	Females.	Males.	Females.	Males.	Females.	Males.	Females.
1	21	22	23	24	25	26	27	28	29	30	31	32	33	34	35	36	37	38	39	40
Travancore	1

Ages, by Religions,
Part (G)—Jew.

TABLE VII.
Ages, by Religions, Part (G)—Jew.

DISTRICT OR STATE.	TOTAL JEW.		AGE PERIODS.																
	Total.	Males.	Under 1 year		1 year		2 years		3 years		4 years		Total 0-4		5-9		10-14		
			Males.	Females.	Males.	Females.	Males.	Females.	Males.	Females.	Males.	Females.	Males.	Females.	Males.	Females.	Males.	Females.	
1	2	3	4	5	6	7	8	9	10	11	12	13	14	15	16	17	18	19	20
Travancore	...	125	65	60	...	1	1	3	1	2	1	3	3	9	6	9	8	4	9

DISTRICT OR STATE.	AGE PERIODS—(Continued).																			
	15-19		20-24		25-29		30-34		35-39		40-44		45-49		50-54		55-59		60 & over	
	Males.	Females.	Males.	Females.	Males.	Females.	Males.	Females.	Males.	Females.	Males.	Females.	Males.	Females.	Males.	Females.	Males.	Females.		
1	21	22	23	24	25	26	27	28	29	30	31	32	33	34	35	36	37	38	39	40
Travancore	6	6	5	4	7	12	3	2	7	1	4	4	3	2	4	4	1	...	3	2

Civil Condition by Religion and Age, Part (A)—Total Population.

TABLE VIII.
Civil Condition by Religion and Age, Part (A)—Total Population.

DISTRICT OR STATE.	TOTAL UNMARRIED.		AGE PERIODS.											
			0-4		5-9		10-14		15-19		20-24			
	Males.	Females.	Males.	Females.	Males.	Females.	Males.	Females.	Males.	Females.	Males.	Females.	Males.	Females.
1	2	3	4	5	6	7	8	9	10	11	12	13	14	
Travancore...	1,251,140	677,612	573,528	153,397	168,791	158,449	156,724	147,308	124,094	101,864	57,102	32,803	19,010	

		AGE PERIODS—(Continued).													
		30-34		35-39		40-44		45-49		50-54		55-59		60 and over.	
Males.	Females.	Males.	Females.	Males.	Females.	Males.	Females.	Males.	Females.	Males.	Females.	Males.	Females.	Males.	Females.
25-29	16	17	18	19	20	21	22	23	24	25	26	27	28	29	30
Males.	12,408	12,187	8,594	7,869	6,806	4,940	5,817	3,044	3,580	2,699	3,782	1,658	2,143	8,373	4,557

(1) UNMARRIED—(Continued).

Civil Condition by Religion and Age, Part (A)—Total Population.

TABLE VIII.
Civil Condition by Religion and Age, Part (A)—Total Population.

DISTRICT OR STATE.	TOTAL WIDOWED.		AGE PERIODS.											
			0-4		5-9		10-14		15-19		20-24		60 and over	
	Males.	Females.	Males.	Females.	Males.	Females.	Males.	Females.	Males.	Females.	Males.	Females.	Males.	Females.
1	2	3	4	5	6	7	8	9	10	11	12	13	14	
Travancore...	186,994	45,715	141,279	65	111	99	231	205	655	467	1,953	

		(3) WIDOWED—(Continued).															
		35-39		40-44		45-49		50-54		55-59		60 and over					
Males.	Females.	Males.	Females.	Males.	Females.	Males.	Females.	Males.	Females.	Males.	Females.	Males.	Females.				
25-29	15	16	17	18	18	17	18	21	22	23	24	25	26	27	28	29	30
1,036	4,120	1,837	7,336	2,413	9,288	4,484	17,064	4,454	14,902	6,741	22,950	5,683	15,646	18,231	47,023		

Civil Condition by Religion and Age, Part (B)—Hindu.

TABLE VIII.
Civil Condition by Religion and Age, Part (B)—Hindu.

DISTRICT OR STATE.	TOTAL UNMARRIED.		AGE PERIODS.															
			0-4		5-9		10-14		15-19		20-24							
			Males.	Females.	Males.	Females.	Males.	Females.	Males.	Females.	Males.	Females.	Males.	Females.				
1	2	4	5	6	7	8	9	10	11	12	13	14						
Tamilnadu.	921,429	420,474	109,552	119,310	112,497	111,477	105,365	89,861	77,135	45,019	42,878	15,468						
(1) UNMARRIED—(Continued).																		
	TOTAL UNMARRIED.		AGE PERIODS—(Continued).															
			25-29		30-34		35-39		40-44		45-49		50-54		55-59		60 and over.	
			Males.	Females.	Males.	Females.	Males.	Females.	Males.	Females.	Males.	Females.	Males.	Females.	Males.	Females.	Males.	Females.
15	16	17	18	19	20	21	22	23	24	25	26	27	28	29	30			
23,514	10,292	10,299	7,040	6,695	5,720	4,151	4,828	2,541	2,919	2,244	3,123	1,365	1,694	2,779	3,728			

Civil Condition by Religion and Age, Part (C)—Mussalman.

TABLE VIII.
Civil Condition by Religion and Age, Part (C)—Mussalman.

DISTRICT OR STATE.	TOTAL UNMARRIED.		AGE PERIODS.												
			0-4		5-9		10-14		15-19		20-24				
	Males.	Females.	Males.	Females.	Males.	Females.	Males.	Females.	Males.	Females.	Males.	Females.			
1	2	4	5	6	7	8	9	10	11	12	13	14			
Travancore ..	80,407	43,872	10,300	11,730	10,605	9,752	9,423	7,621	6,736	3,284	3,542	1,135			
(1) UNMARRIED—(Continued).															
AGE PERIODS—(Continued).															
25-29		30-34		35-39		40-44		45-49		50-54		55-59		60 and over.	
Males.	Females.	Males.	Females.	Males.	Females.	Males.	Females.	Males.	Females.	Males.	Females.	Males.	Females.	Males.	Females.
15	16	17	18	19	20	21	22	23	24	25	26	27	28	29	30
1,682	813	530	551	383	436	192	376	137	224	120	218	69	157	153	238

Civil Condition by Religion
and Age, Part (C)—Mussalman.TABLE VIII.
Civil Condition by Religion and Age, Part (C)—Mussalman.

DISTRICT OR STATE.	(2) MARRIED.														
	TOTAL MARRIED.		AGE PERIODS.												
			0-4		5-9		10-14		15-19		20-24				
Total.	Males.	Females.	Males.	Females.	Males.	Females.	Males.	Females.	Males.	Females.	Males.	Females.	Males.	Females.	
I	2	3	4	5	6	9	7	8	9	10	11	12	13	14	
Travancore	68,045	34,822	33,223	133	55	97	835	821	4,422	3,186	5,864		
(2) MARRIED—(Continued).															
AGE PERIODS—(Continued).															
25-29		30-34		35-39		40-44		45-49		50-54		55-59		60 and over	
Males.	Females.	Males.	Females.	Males.	Females.	Males.	Females.	Males.	Females.	Males.	Females.	Males.	Females.	Males.	Females.
15	16	17	18	19	20	21	22	23	24	25	26	27	28	29	30
5,418	6,527	5,431	4,712	5,644	3,841	4,376	2,713	3,209	1,690	2,619	1,152	1,591	709	2,339	661

Civil Condition by Religion and Age, Part (C)—Mussalman.

TABLE VIII.
Civil Condition by Religion and Age, Part (C)—Mussalman.

(3) WIDOWED.

DISTRICT OR STATE.	TOTAL WIDOWED.		AGE PERIODS.											
			0-4		5-9		10-14		15-19		20-24			
	Total.	Males.	Males.	Females.	Males.	Females.	Males.	Females.	Males.	Females.	Males.	Females.	Males.	Females.
1	2	3	5	6	7	8	9	10	11	12	13	14		
Travancore...	10,371	2,681	7,690		11	11	9	31	20	76	37	122		

(3) WIDOWED—(Continued).

AGE PERIODS—(Continued).

25-29	30-34		35-39		40-44		45-49		50-54		55-59		60 and over.		
	Males.	Females.	Males.	Females.	Males.	Females.	Males.	Females.	Males.	Females.	Males.	Females.	Males.	Females.	
15	16	17	18	19	20	21	22	23	24	25	26	27	28	29	30
74	284	188	485	127	548	259	941	187	721	385	1,232	343	843	1,091	2,495

Civil Condition by Religion and Age, Part (D)—Christian.

TABLE VIII.
Civil Condition by Religion and Age, Part (D)—Christian.

DISTRICT OR STATE.	TOTAL UNMARRIED.		AGE PERIODS.											
			0—4		5—9		10—14		15—19		20—24			
	Total.	Males.	Females.	Males.	Females.	Males.	Females.	Males.	Females.	Males.	Females.	Males.	Females.	
1	2	3	4	5	6	7	8	9	10	11	12	13	14	
Travancore...	249,238	132,741	116,497	33,536	37,745	35,338	35,487	32,576	26,604	17,986	8,796	6,378	2,406	
(1) UNMARRIED—(Continued).														
	30—34		35—39		40—44		45—49		50—54		55—59		60 and over.	
			Males.	Females.	Males.	Females.	Males.	Females.	Males.	Females.	Males.	Females.	Males.	Females.
	Males.	Females.	Males.	Females.	Males.	Females.	Males.	Females.	Males.	Females.	Males.	Females.	Males.	Females.
2,818	1,362	1,356	1,003	790	710	597	613	366	437	335	441	292	441	596

Civil Condition by Religion and Age, Part (D)—Christian.

TABLE VIII.
Civil Condition by Religion and Age, Part (D)—Christian.

DISTRICT OR STATE.	(2) MARRIED.													
	TOTAL MARRIED.			AGE PERIODS.										
	Total.	Males.	Females.	0-4		5-9		10-14		15-19		20-24		
1	2	3	4	Males.	Females.	Males.	Females.	Males.	Females.	Males.	Females.	Males.	Females.	
Travancore...	243,189	124,180	119,009	174	365	1,028	4,482	6,943	16,604	15,248	20,861	

(2) MARRIED—(Continued).															
AGE PERIODS—(Continued).															
25-29		30-34		35-39		40-44		45-49		50-54		55-59		60 and over.	
Males.	Females.	Males.	Females.	Males.	Females.	Males.	Females.	Males.	Females.	Males.	Females.	Males.	Females.	Males.	Females.
15	16	17	18	19	20	21	22	23	24	25	26	27	28	29	30
20,254	21,636	17,711	16,040	18,580	13,348	13,701	9,130	10,317	6,588	8,004	4,382	5,131	2,887	7,209	2,686

Civil Condition by Religion and Age, Part (D)—Christian.

TABLE VIII.
Civil Condition by Religion and Age, Part (D)—Christian.

DISTRICT OR STATE.	(3). WIDOWED.															
	TOTAL WIDOWED.			AGE PERIODS.												
	Males.	Females.	Total.	0-4	5-9	10-14	15-19	20-24	25-29	30-34	35-39	40-44	45-49	50-54	55-59	60 & over.
1	2	4	5	6	7	8	9	10	11	12	13	14				
Teavancore	34,489	10,048	24,441	...	28	28	47	52	49	130	137	354				
(3) WIDOWED—(Continued).																
AGE PERIODS—(Continued)																
25-29	15	16	17	18	19	20	21	22	23	24	25	26	27	28	29	30
Males.	Females.	Males.	Females.	Males.	Females.	Males.	Females.	Males.	Females.	Males.	Females.	Males.	Females.	Males.	Females.	Males.
777	386	1,270	528	1,688	919	2,753	959	2,684	1,395	3,881	1,464	3,007	3,896	7,867		

Civil Condition by Religion and Age, Part (F)—Parsi.

TABLE VIII.
Civil Condition by Religion and Age, Part (F)—Parsi.

DISTRICT OR STATE.	TOTAL MARRIED.		AGE PERIODS.										
			0-4		5-9		10-14		15-19		20-24		
	Total.	Males.	Females.	Males.	Females.	Males.	Females.	Males.	Females.	Males.	Females.	Males.	Females.
1	2	3	4	5	6	7	8	9	10	11	12	13	14
Travancore...	1	1

		AGE PERIODS—(Continued).													
		30-34		35-39		40-44		45-49		50-54		55-59		60 and over.	
Males.	Females.	Males.	Females.	Males.	Females.	Males.	Females.	Males.	Females.	Males.	Females.	Males.	Females.	Males.	Females.
15	16	17	18	19	20	21	22	23	24	25	26	27	28	29	30
...	1

Civil Condition by Religion and Age, Part (G)—Jew.

TABLE VIII.
Civil Condition by Religion and Age, Part (G)—Jew.

DISTRICT OR STATE.	TOTAL MARRIED.		AGE PERIODS.											
			0-4		5-9		10-14		15-19		20-24			
			Males.	Females.	Males.	Females.	Males.	Females.	Males.	Females.	Males.	Females.		
1	2	3	4	5	6	7	8	9	10	11	12	13	14	
Travancore...	50	25	25	1	...	3	1	3	

		(2) MARRIED—(Continued).														
		AGE PERIODS—(Continued).														
		30-34		35-39		40-44		45-49		50-54		55-59		60 and over		
Males.	Females.	Males.	Females.	Males.	Females.	Males.	Females.	Males.	Females.	Males.	Females.	Males.	Females.	Males.	Females.	
25-29	15	16	17	18	19	20	21	22	23	24	25	26	27	28	29	30
...	10	3	1	6	1	4	3	3	2	4	1	1	1	...	3	...

Civil Condition by Religion and Age, Part (G)—Jew.

TABLE VIII.
Civil Condition by Religion and Age, Part (G)—Jew.

DISTRICT OR STATE.	(3) WIDOWED.													
	TOTAL WIDOWED.			AGE PERIODS.										
				0—4		5—9		10—14		15—19		20—24		
Total.	Males.	Females.	Males.	Females.	Males.	Females.	Males.	Females.	Males.	Females.	Males.	Females.	Males.	Females.
1	2	3	4	5	6	7	8	9	10	11	12	13	14	...
Travancore...	9	1	8
(3) WIDOWED—(Continued).														
AGE PERIODS—(Continued).														
25—29	30—34		35—39		40—44		45—49		50—54		55—59		60 & over.	
Males.	17	18	19	20	21	22	23	24	25	26	27	28	29	30
Females.	16	18	19	20	21	22	23	24	25	26	27	28	29	30
1	...	1	1	3	2

Education by Religion and Age, Part (A)—Total Population.

TABLE IX.
Education by Religion and Age, Part (A)—Total Population.

DISTRICT OR STATE.	TOTAL POPULATION.				TOTAL BY EDUCATION.							
	Total.	Males.		Females.	Learning.		Literate.		Illiterate.		Not stated.	
			Males.	Females.	Males.	Females.	Males.	Females.	Males.	Females.	Males.	Females.
1	2	3	4	5	6	7	8	9	10	11	12	
Travancore ...	2,557,736	1,290,415	1,267,321	51,955	9,687	246,557	34,139	991,898	1,223,494	5	1	
AGE PERIODS.												
0-14												
Total.	Learning.		Literate.		Illiterate.		Not stated.					
Males.	Males.	Females.	Males.	Females.	Males.	Females.	Males.	Females.	Males.	Females.	..	
13	14	15	16	17	18	19	20	21	22	
462,226	464,661	45,911	8,238	15,395	5,713	400,918	450,710	2	

Education by Religion and Age, Part (A)—Total Population—(Continued).

TABLE IX.
Education by Religion and Age, Part (A)—Total Population—(Continued).

DISTRICT OR STATE.	AGE PERIODS—(Continued).											
	15—24											
	Total.		Learning.		Literate.		Illiterate.		Not stated.			
Males.	Females.	Males.	Females.	Males.	Females.	Males.	Females.	Males.	Females.	Males.	Females.	
1	23	24	25	26	27	28	29	30	31	32	...	
Travancore	226,885	244,562	4,455	689	60,846	9,381	161,584	234,492	
Total.	AGE PERIODS—(Continued).											
	25 and over.											
	Learning.		Literate.		Illiterate.		Not stated.					
Males.	Females.	Males.	Females.	Males.	Females.	Males.	Females.	Males.	Females.	Males.	Females.	
33	34	35	36	37	38	39	40	41	42	
601,804	558,098	1,589	760	170,316	19,045	429,396	538,292	3	1	

Education by Religion and Age, Part (B)—Hindu.

TABLE IX.
Education by Religion and Age, Part (B)—Hindu.

District or State.	TOTAL HINDU.				TOTAL BY EDUCATION.							
	Total.		Learning.		Literate.		Illiterate.		Not stated.			
	Males.	Females.	Males.	Females.	Males.	Females.	Males.	Females.	Males.	Females.		
1	2	4	3	4	5	6	7	8	9	10	11	12
Travancore ...	1,871,864	929,869	941,995	929,869	88,849	6,791	177,474	23,836	726,169	899,241	8	1
AGE PERIODS.												
0—14.												
Total.	Learning.		Literate.		Illiterate.		Not stated.					
Males.	Males.	Females.	Males.	Females.	Males.	Females.	Males.	Females.	Males.	Females.	Males.	Females.
13	14	15	16	17	18	19	20	21	22	...	2	...
328,941	329,798	33,801	5,761	10,669	3,808	284,469	320,229	2	2	...

Education by Religion
and Age, Part (B)—Hindu—*(Continued)*.

TABLE IX.
Education by Religion and Age, Part (B)—Hindu—*(Continued)*.

DISTRICT OR STATE.	AGE PERIODS— <i>(Continued)</i> .											
	15—24											
	Total.		Learning.		Literate.		Illiterate.		Not stated.			
Males.	Females.	Males.	Females.	Males.	Females.	Males.	Females.	Males.	Females.	Males.	Females.	
I	23	24	25	26	27	28	29	30	31	32	...	
Travancore ...	165,889	180,497	3,398	528	43,597	6,571	118,894	173,398	

DISTRICT OR STATE.	AGE PERIODS— <i>(Continued)</i> .											
	25 and over.											
	Total.		Learning.		Literate.		Illiterate.		Not stated.			
Males.	Females.	Males.	Females.	Males.	Females.	Males.	Females.	Males.	Females.	Males.	Females.	
33	34	35	36	37	38	39	40	41	42	
447,165	419,574	1,150	502	123,208	13,457	322,806	405,614	1	1	

TABLE IX.
Education by Religion
and Age, Part (C)—
Mussalman.

TABLE IX.
Education by Religion and Age, Part (C)—Mussalman.

DISTRICT OR STATE.	TOTAL MUSSALMAN.										TOTAL BY EDUCATION.									
	Total.		Males.		Females.		Learning.		Literate.		Illiterate.		Not stated.							
	Males.	Females.	Males.	Females.	Males.	Females.	Males.	Females.	Males.	Females.	Males.	Females.	Males.	Females.						
1	2	3	4	5	6	7	8	9	10	11	12							
Travancore ...	158,823	81,375	77,448	1,804	874	11,709	1,280	67,860	75,794	2							
AGE PERIODS.																				
0-14																				
Total.	Learning.		Literate.		Illiterate.		Not stated.													
Males.	Males.	Females.	Males.	Females.	Males.	Females.	Males.	Females.												
13	14	15	16	17	18	19	20	21	22											
30,586	80,077	1,537	260	849	266	28,150	29,551											

Education by Religion and Age, Part (C)—
Mussalman—(Continued).

TABLE IX.
Education by Religion and Age, Part (C)—Mussalman—(Continued).

DISTRICT OR STATE.	AGE PERIODS—(Continued).											
	15-24											
	Total.		Learning.		Literate.		Illiterate.		Not stated.			
Males.	Females.	Males.	Females.	Males.	Females.	Males.	Females.	Males.	Females.	Males.	Females.	
1	23	24	25	26	27	28	29	30	31	32	...	
Travancore	14,842	14,903	141	26	2,721	289	11,480	14,588	

DISTRICT OR STATE.	AGE PERIODS—(Continued).											
	25 and over.											
	Total.		Learning.		Literate.		Illiterate.		Not stated.			
Males.	Females.	Males.	Females.	Males.	Females.	Males.	Females.	Males.	Females.	Males.	Females.	
33	34	35	36	37	38	39	40	41	42	
36,497	32,468	126	88	8,139	725	28,230	31,655	2	

Education by Religion
and Age, Part (D)—
Christian.TABLE IX.
Education by Religion and Age, Part (D)—Christian.

DISTRICT OR STATE.	TOTAL CHRISTIAN.						TOTAL BY EDUCATION.					
	Total.		Learning.		Illiterate.		Literate.		Illiterate.		Not stated.	
	Males.	Females.	Males.	Females.	Males.	Females.	Males.	Females.	Males.	Females.	Males.	Females.
1	2	3	4	5	6	7	8	9	10	11	12	...
Travancore ...	526,911	206,969	259,942	11,785	2,508	57,335	8,987	197,849	248,447
AGE PERIODS.												
0-14												
Total.	Learning.		Literate.		Illiterate.		Not stated.					
Males.	Males.	Females.	Males.	Females.	Males.	Females.	Males.	Females.	Males.	Females.	Males.	Females.
13	14	15	16	17	18	19	20	21	22
102,727	104,768	10,558	2,203	3,877	1,686	88,292	100,924

Education by Religion and Age, Part (D)—Christian—(Continued).

TABLE IX.
Education by Religion and Age, Part (D)—Christian—(Continued).

DISTRICT OR STATE.	AGE PERIODS—(Continued).											
	15-24											
	Total.		Learning.		Literate.		Illiterate.		Not stated.			
Males.	Females.	Males.	Females.	Males.	Females.	Males.	Females.	Males.	Females.	Males.	Females.	
1	23	24	25	26	27	28	29	30	31	32	...	
Travancore	46,641	49,151	514	435	14,518	2,512	31,209	45,504	
AGE PERIODS—(Continued).												
25 and over.												
Total.	Learning.		Literate.		Illiterate.		Not stated.					
	Males.	Females.	Males.	Females.	Males.	Females.	Males.	Females.				
33	34	35	36	37	38	39	40	41	42	...		
117,601	106,028	313	170	38,940	4,839	78,345	101,019		

Education by Religion
and Age, Part (E)—
Jain—(Continued).TABLE IX.
Education by Religion and Age, Part (E)—Jain—(Continued).

DISTRICT OR STATE.	AGE PERIODS—(Continued).											
	15—24											
	Total.		Learning.		Literate.		Illiterate.		Not stated.			
Males.	Females.	Males.	Females.	Males.	Females.	Males.	Females.	Males.	Females.	Males.	Females.	
1	23	24	25	26	27	28	29	30	31	32	...	
Travancore	2	1	1	...	1	1	
AGE PERIODS—(Continued).												
25 and over.												
Total.	Learning.		Literate.		Illiterate.		Not stated.					
	Males.	Females.	Males.	Females.	Males.	Females.	Males.	Females.				
33	34	35	36	37	38	39	40	41	42	
6	1	2	...	4	1	

Education by Religion and Age, Part (F)—Parsi—
(Continued).

TABLE IX.
Education by Religion and Age, Part (F)—Parsi—(Continued).

DISTRICT OR STATE.	AGE PERIODS—(Continued).										
	15-24										
	Total.		Learning.		Literate.		Illiterate.		Not stated.		
Males.	Females.	Males.	Females.	Males.	Females.	Males.	Females.	Males.	Females.	Males.	Females.
1	23	24	25	26	27	28	29	30	31	32	...
Travancore

DISTRICT OR STATE.	AGE PERIODS—(Continued).										
	25 and over.										
	Total.		Learning.		Literate.		Illiterate.		Not stated.		
Males.	Females.	Males.	Females.	Males.	Females.	Males.	Females.	Males.	Females.	Males.	Females.
33	34	35	36	37	38	39	40	41	42
1	1

Education by Religion and Age, Part (G) - Jew.

TABLE IX.
Education by Religion and Age, Part (G) - Jew.

DISTRICT OR STATE.	TOTAL JEW.						TOTAL BY EDUCATION.							
	Total.		Males.		Females.		Learning.		Literate.		Illiterate.		Not stated.	
							Males.	Females.	Males.	Females.	Males.	Females.	Males.	Females.
1	2	3	4	5	6	7	8	9	10	11	12			
Travancore ...	125	65	60	16	14	34	36	15	10			
AGE PERIODS.														
0-14														
Total.	Learning.			Literate.			Illiterate.			Not stated.				
	Males.	Females.		Males.	Females.		Males.	Females.		Males.	Females.			
13	14	15	16	17	18	19	20	21	22					
22	28	15	14	...	3	7	6					

Education by Religion and Age, Part (G)—Jew
—(Continued).

TABLE IX.
Education by Religion and Age, Part (G)—Jew—(Continued)

DISTRICT OR STATE.	AGE PERIODS—(Continued).											
	15—24											
	Total.		Learning.		Literate.		Illiterate.		Not stated.			
Males.	Females.	Males.	Females.	Males.	Females.	Males.	Females.	Males.	Females.	Males.	Females.	
1	23	24	25	26	27	28	29	30	31	32	32	
Travancore	...	11	10	1	...	9	9	1	1	

DISTRICT OR STATE.	AGE PERIODS—(Continued).											
	25 and over.											
	Total.		Learning.		Literate.		Illiterate.		Not stated.			
Males.	Females.	Males.	Females.	Males.	Females.	Males.	Females.	Males.	Females.	Males.	Females.	
33	34	35	36	37	38	39	40	41	42	
32	27	25	24	7	3	

TABLE IX.
Education by Religion and Age, Part (H)—None.

TABLE IX.
Education by Religion and Age, Part (H)—None.

DISTRICT OR STATE.	TOTAL BY EDUCATION.											
	TOTAL NONE.						TOTAL BY EDUCATION.					
	Total.	Males.	Females.	Learning.	Literate.	Illiterate.	Learning.	Literate.	Illiterate.	Not stated.	Males.	Females.
1	2	3	4	5	6	7	8	9	10	11	12	
Travancore	2	2	2

AGE PERIODS.

Total.	AGE PERIODS.											
	0-11						...					
	Learning.		Literate.		Illiterate.		Learning.		Literate.		Illiterate.	
Males.	13	14	15	16	17	18	19	20	21	22
Females.

TABLE X.
Parent Tongue.

DISTRICT OR STATE.	TOTAL POPULATION.				A. VERNACULARS OF INDIA.								
	Total		Males.	Females.	Malayalam.			Saurashtram.			Total.	Males.	Females.
	2	3	4	Total.	Males.	Females.	Total.	Males.	Females.				
1	2	3	4	5	6	7	8	9	10				
Travancore	2,557,736	1,290,415	1,267,321	2,079,271	1,046,371	1,032,900	720	343	377				

A. VERNACULARS OF INDIA—(Continued).

DISTRICT OR STATE.	Nagaram.			Tamil.			Telugu.		
	Total.	Males.	Females.	Total.	Males.	Females.	Total.	Males.	Females.
	11	12	13	14	15	16	17	18	19
103	51	52	448,322	227,668	220,654	5,426	2,967	2,459	

Parent Tongue.

Parent Tongue—
(Continued).

TABLE X.
Parent Tongue—(Continued).

DISTRICT OR STATE.	A. VERNACULARS OF INDIA—(Continued).											
	Canarese.			Tulu.			Konkan.			Maharatti.		
	Total.	Males.	Females.	Total.	Males.	Females.	Total.	Males.	Females.	Total.	Males.	Females.
1	20	21	22	23	24	25	26	27	28	29	30	31
Travancore	891	534	357	893	652	241	10,097	5,671	5,026	2,205	1,106	1,089

A. VERNACULARS OF INDIA—(Continued).

DISTRICT OR STATE.	A. VERNACULARS OF INDIA—(Continued).											
	Hindustani.			Parsi.			Guzarati.			Cutchi.		
	Total.	Males.	Females.	Total.	Males.	Females.	Total.	Males.	Females.	Total.	Males.	Females.
1	32	33	34	35	36	37	38	39	40	41	42	43
5,455	3,025	2,430	1	1	1	...	427	245	182	160	84	76

TABLE X.
Parent Tongue—(Continued).

District or State.	A. VERNACULARS OF INDIA—(Continued).						B. VERNACULARS OF ASIATIC COUNTRIES BEYOND INDIA.		
	Sindhi.			Bengali.			Singalese.		
	Total.	Males.	Females.	Total.	Males.	Females.	Total.	Males.	Females.
1	44	45	46	47	48	49	50	51	52
Travancore	...	11	7	4	5	4	1	3	...

B. VERNACULARS OF ASIATIC COUNTRIES BEYOND INDIA—(Continued).

Total.	Chinese.			Hebrew.			Syriac.			Arabic.		
	Total.	Males.	Females.	Total.	Males.	Females.	Total.	Males.	Females.	Total.	Males.	Females.
	53	54	55	56	57	58	59	60	61	62	63	64
1	1	...	138	72	66	2	2	...	1,029	531	498	

TABLE X.
Parent Tongue—
(Continued).

Parent Tongue—
(Continued).

TABLE X.
Parent Tongue—(Continued).

DISTRICT OR STATE.	C. EUROPEAN LANGUAGES.											
	Italian.			Spanish.			Portuguese.			French.		
	Total.	Males.	Females.	Total.	Males.	Females.	Total.	Males.	Females.	Total.	Males.	Females.
1	65	66	67	68	69	70	71	72	73	74	75	76
Travancore	8	8	...	11	8	3	460	265	195	80	18	12

DISTRICT OR STATE.	C. EUROPEAN LANGUAGES—(Continued).											
	German.			English.			Irish.			Not stated.		
	Total.	Males.	Females.	Total.	Males.	Females.	Total.	Males.	Females.	Total.	Males.	Females.
2	77	78	79	80	81	82	83	84	85	86	87	88
2	2	1,435	764	671	29	11	18	1	1	...

TABLE XI.

Birth-place.

BIRTH-PLACE.				Total.	Males.	Females.
A. Within the Province.						
Travancore	2,540,758	1,279,321	1,261,437
Tinnevely	7,785	4,831	2,954
Madura	2,113	1,464	649
Trichinopoly	499	340	159
Tanjore	507	314	193
South Arcot	69	62	7
Chingleput	28	18	10
Madras	508	296	212
Cochin	1,274	814	460
Malabar	362	258	104
South Canara	271	208	63
Nilgiris	1	1	...
Coimbatore	580	479	101
Salem	11	6	5
North Arcot	173	110	63
Nellore	53	29	24
Cuddappah	13	9	4
Kurnool	20	13	7
Bellary	6	4	2
Ceded Districts	2	1	1
Krishna	22	16	6
Godavari	36	21	15
Vizagapatam	395	209	186
Ganjam	164	118	46
Pondicherry	2	1	1
Total A ...				2,555,652	1,288,943	1,266,709

TABLE XI.
Birth-place—(Continued).

BIRTH-PLACE.	Total.	Males.	Females.
B. In India beyond the Province.			
Mysore	154	88	66
Coorg	1	1	...
North Canara	27	25	2
Goa	11	11	...
Bijapur	3	3	...
Kolhapur	1	1	...
Ratnagiri	20	20	...
Bombay	182	162	20
Hyderabad	227	112	115
Nagpore	10	7	3
Jabalpore	4	4	...
Central Provinces (Unspecified)	102	58	44
Bhopal	1	1	...
Malwa	55	48	7
Bundelkhand	1	1	...
Gwalior	1	1	...
Baroda	28	13	15
Guzerat	10	10	...
Cutch	66	41	25
Marwar	2	2	...
Jeypore	15	15	...
Delhi	22	20	2
Punjab	2	2	...
Agra	17	15	2
Allahabad	11	10	1
Benares	33	26	7
Oudh	44	40	4
Robilkund	1	1	...
North-West Provinces (Unspecified)	15	14	1
Calcutta	10	8	2
Dacca	1	1	...
Bengal (Unspecified)	54	45	9
Orissa	10	4	6
Nepaul	2	2	...
British Burmah	2	...	2
British India (Unspecified)	539	342	197
Total B	1,684	1,154	530

TABLE XI.
Birth-place—(Continued).

BIRTH-PLACE.	Total.	Males.	Females.
C. In Asia beyond India.			
Ceylon	181	107	24
Singapore	1	1	...
Java	1	1	...
China	3	3	...
Afghanistan	9	9	...
Persia	1	1	...
Arabia	93	86	7
Total C. ...	239	208	31
D. In Europe.			
Italy	9	9	...
Spain	9	6	3
France	2	1	1
Germany	3	3	...
Belgium	1	...	1
England	71	42	29
Scotland	16	11	5
Ireland	15	8	7
Wales	2	2	...
Holland	1	1	...
Europe (Unspecified)	21	16	5
Total D. ...	150	99	51
E. In Africa.			
Africa (Unspecified)	2	2	...
F. In America.			
The United States	2	2	...
Canada	5	5	...
America (Unspecified)	2	2	...
Total F. ...	9	9	...
Total ...	2,557,736	1,290,415	1,267,321

Insane by Age.

TABLE XII.

Insane by Age.

DISTRICT OR STATE.	TOTAL AFFLICTED.		DISTRIBUTION BY AGE.												
			0-4		5-9		10-14		15-19		20-24				
	Males.	Females.	Males.	Females.	Males.	Females.	Males.	Females.	Males.	Females.	Males.	Females.			
1	2	4	3	4	5	9	6	7	8	9	10	11	12	13	14
Travancore...	394	145	249	1	...	4	6	5	4	15	7	27	9		

DISTRIBUTION BY AGE—(Continued).

25-29	30-34		35-39		40-44		45-49		50-54		55-59		60 and over		
	Males.	Females.	Males.	Females.	Males.	Females.	Males.	Females.	Males.	Females.	Males.	Females.	Males.	Females.	
15	16	17	18	19	20	21	22	23	24	25	26	27	28	29	30
34	12	26	16	29	19	35	19	30	18	19	10	11	11	13	14

Persons of Unsound
Mind by Caste, Tribe or
Race.

TABLE XII.-A.
Persons of Unsound Mind by Caste, Tribe or Race.

Class.	Group.	Caste.	TOTAL AFFLICTED.			Religion.
			Total.	Males.	Females.	
A. Agricultural.	1 Military and Dominant.	Nair	68	46	22	Hindu.
		Marava	1	...	1	"
		Total group 1	69	46	23	...
2(a) Other Agricultural land-holding classes.	...	Pandi Sudra	41	27	14	Hindu.
		Vellala	7	4	3	"
		Total group 2(a)	48	31	17	...
2(c) Field-labouring classes.	...	Kurava	6	4	2	Hindu.
		Pariab	6	2	4	"
		Pulaya	16	10	6	"
		Ulladen	1	1	...	"
			Total group 2(c)	29	17	12
4 Forest and Hill tribes...	...	Malayarien	1	...	1	Hindu.
		Velan	2	1	1	"
		Total group 4	3	1	2	...
		Total class A.	149	95	54	...

Persons of Unsound Mind by Caste, Tribe or Race—(Continued).

TABLE XII.-A.

Persons of Unsound Mind by Caste, Tribe or Race—(Continued).

Class.	Group.	Caste.	TOTAL AFFLICTED.			Religion.
			Total.	Males.	Females.	
B. Professional...	5 Priests	Brahmin	11	9	2	Hindu.
		Malayala Brahmin	1	1	...	"
		Thayattu	1	...	1	"
		Total group 5	13	10	3	...
	10 Astrologers, Quack doctors, &c.	Kaniyan	2	1	1	Hindu.
		Total class B.	15	11	4	...
C. Commercial ...	14 Traders	Chetci	4	2	2	Hindu.
		Jonaka	1	...	1	Mussalman.
		Total group 14	5	2	3	...
		Total class C.	5	2	3	...
D. Artisans and Village Menials.	17 Goldsmiths	Tattān	4	3	1	Hindu.
		Kammālan	3	1	2	Hindu.
		Total group 17	7	4	3	...
	17(a) Artisans (general)...	Kshourakan	1	1	...	Hindu.
		Marān	3	1	2	"
		Total group 18	4	2	2	...

Persons of Unsound
Mind by Caste, Tribe or
Race—(Continued).

	Kollan	7	8	4	Hindu.
19 Blacksmiths				Hindu.
20 Carpenters, Masons and Turners	Asāri	9	7	2	Hindu.
21 Brass & Coppensmiths.	Kanman	1	1	...	Hindu.
22 Tailors	Pānān	1	1	...	Hindu.
23 Weavers, calenderers and dyers.	Patnūl Sālē	1 1	... 1	1 ...	Hindu. "
	Total group 23	2	1	1	...
24 Washermen	Velutadan	1	1	...	Hindu.
26 Shepherds, Wool-weavers, &c.	Idaya	2	2	...	Hindu.
27 Oil pressers	Chekkāla Vāniyan	3 6	3 5	... 1	Hindu. "
	Total group 27	9	8	1	...
28 Potters	Kosavan	1	...	1	Hindu.
31 Lime-burners	Paravan	3	1	2	Hindu.
35 Fishermen, Boatmen, Paki bearers, Water bearers, Cooks, &c. ...	Mukkuvan	5	2	3	Hindu.

Persons of Unsound Mind by Caste, Tribe or Race—*(Continued)*.

TABLE XII.-A.

Persons of Unsound Mind by Caste, Tribe or Race—*(Continued)*.

Class.	Group.	Caste.	TOTAL AFFLICTED.			Religion.
			Total.	Males.	Females.	
D. Artisans and Village Menials — <i>(Contd.)</i> .	36 Disillers and Toddy-drawers.	Īluva	60	31	29	Hindu.
		Chānnān	14	10	4	"
		Tandān	6	4	2	"
		Total group 36	80	45	35	...
		Total class D.	132	78	54	...
E. Vagrant minor Artisans and Peasants and former.	43 Mat-makers, cane splitters, grass-cutters, &c.	Nolaya	1	1	...	Hindu.
		Vēdan	1	1	...	Hindu.
		Sangam Pandāran	1	...	1	Hindu.
		Total class E.	3	2	1	...
F. Races and Nationalities.	48 Asiatic races of reputed non-Indian descent	Mughal	5	4	1	Mussalman.
	

TABLE XII.-A.

Persons of Unsound
Mind by Caste, Tribe or
Race—(Continued).

52 Christian converts ...	Native Christian	...	54	29	25	Christian.
	Syrian	...	2	2	...	"
	Total group 52	...	56	31	25	...
	Total class F.	...	61	35	26	...
54 Linguistic, territorial and religious names.	Koukani	...	10	7	3	Hindu.
	Tulukkan	...	19	19	...	Mussalman.
G. Undefined.	Total group 54	...	29	26	3	...
	Total class G.	...	29	26	3	...
	Grand Total	...	394	249	145	

Deaf-mutes by Age.

TABLE XIII.

Deaf-mutes by Age.

DISTRICT OR STATE.	DISTRIBUTION BY AGE.											
	TOTAL AFFLICTED.		0-4		5-9		10-14		15-19		20-24	
	Males.	Females.	Males.	Females.	Males.	Females.	Males.	Females.	Males.	Females.	Males.	Females.
1	2	4	5	6	7	8	9	10	11	12	13	14
Travancore...	745	310	13	5	55	33	51	32	52	29	47	33

DISTRIBUTION BY AGE—(Continued).

25-29	30-34	35-39	40-44		45-49		50-54		55-59	60 and over.	
			Males.	Females.	Males.	Females.	Males.	Females.		Males.	Females.
15	17	19	21	22	23	24	25	26	27	28	30
38	33	30	27	27	17	16	20	20	11	7	41

Deaf-mutes by Caste,
Tribe or Race.

TABLE XIII.-A.
Deaf-mutes by Caste, Tribe or Race.

Class.	Group.	Caste.	TOTAL AFFLICTED.			Religion.
			Total.	Males.	Females.	
A. Agricultural.	1 Military and Dominant.	Nair	144	87	57	Hindu.
		Kshatriya	1	...	1	"
		Marava	1	...	1	"
		Samantaka	1	"
		Total group 1	147	88	59	...
	2(a) Other Agricultural land-holding classes.	Pandi Sudra	31	21	10	Hindu.
		Vedhala	15	5	10	"
		Total group 2(a)	46	26	20	...
	2(c) Field-labouring classes.	Kurava	10	5	5	Hindu.
		Pallan	1	1	...	"
Pariah		12	4	8	"	
Pulaya		41	20	21	"	
Ulladen		3	2	1	"	
	Total group 2(c)	67	32	35	...	
4 Forest and Hill tribes...	Velan		5	4	1	Hindu.
		Total class A.	265	150	115	...

Deaf-mutes by Caste,
Tribe or Race—(Contd.)

TABLE XIII.-A.

Deaf-mutes by Caste, Tribe or Race—(Continued).

Class.	Group.	Caste.	TOTAL AFFECTED.			Religion.
			Total.	Males.	Females.	
B. Professional....	5 Priests	Foreign Brahmin	14	9	5	Hindu.
		Malayala Brahmin	1	1	...	"
		Namburi	1	1	...	"
	7 Temple servants	Total group 5	16	11	5	...
		Ambalavāsi	1	1	...	Hindu.
10 Astrologers and Quack- doctors.	Kaniyan	Krishnanvaga	6	4	2	"
		Total group 7	7	5	2	...
		Total class B.	31	20	11	...
	14 Traders	Chetti	6	4	2	Hindu.
		Jonaka	4	3	1	Mussalman.
Total group 14		10	7	3	...	
	Total class C.	10	7	3	...	

TABLE XIII.-A.
Deaf-mutes by Caste,
Tribe or Race—(Contd.)

D. Artisans and Village Menials.		Tattān	4	3	1	Hindu.
17 Goldsmiths	1	Hindu.
17(a) Artisans (general)	10	6	4	Hindu.
18 Barbers	...	Kāvadī Kshourakan Mārān	1 5 6	1 3 5	2 1	Hindu. " "
		Total group 18	12	9	3	...
19 Blacksmiths	...	Kollan	12	6	6	Hindu.
20 Carpenters Masons and Turners.	...	Ā sārī	16	10	6	Hindu.
21 Brass & Coppersmiths.	...	Kannān	2	2	...	Hindu.
23 Weavers, calenderers and dyers.	...	Patnūl Sālē	1 4	1 1	3	Hindu. "
		Total group 23	5	2	3	...
24 Washermen	...	Velutadan	10	7	3	Hindu.
26 Shepherds and Wool-weavers.	...	Idaya	3	2	1	Hindu.
27 Oil pressers	...	Chekkāla Vānyān	4 11	2 4	2 7	Hindu. "
		Total group 27	15	6	9	...

Deaf-mutes by Caste,
Tribe or Race—(Contd.)TABLE XIII.-A.
Deaf-mutes by Caste, Tribe or Race—(Continued).

Class.	Group.	Caste.	TOTAL AFFLICTED.			Religion.
			Total.	Males.	Females.	
D. Artisans and Village Menials—(Continued).	28 Potters ...	Kosava	4	3	1	Hindu.
	30 Salt workers ...	Ullava	1	...	1	Hindu.
	31 Lime-burners ...	Paravan	2	2	...	Hindu.
	35 Fishermen, Boatmen, Pakki-bearers, Cooks, Water-bearers, &c.	Mukkuva	18	9	9	Hindu.
	36 Distillers and Toddy-drawers.	Iluva Chānnān Tandān	134 46 8	76 29 4	58 17 4	Hindu. " "
38 Leather workers ...	Total group 36 ...	Chemman	188	109	79	...
E. Vagrant minor artisans and performers.	44 Hunters, Fowlers, &c...	Total class D. ...	1	1	...	Hindu.
	45(a) Beggars ...	Vēdan	303	177	126	...
		Sargam Pandāram	2	2	...	Hindu.
		Total class E. ...	7	4	3	Hindu.
			9	6	3	...

TABLE XIII.-A.
Deaf-mutes by Caste,
Tribe or Race—(Contd.)

F. Races and Nationalities.	48 Asiatic races of reputed non-Indian descent	Mughal	...	6	4	2	Musalman.
G. Undefined.	52 Christian converts	Native Christian	...	79	46	33	Christian.
		Syrian	...	10	10	...	"
		Total group 52	...	89	56	33	...
		Total class F.	...	95	60	35	...
54 Linguistic territorial and religious names	Musalman	Musalman	...	1	1	...	Musalman.
		Tulukkan	...	31	14	17	"
		Total group 54	...	32	15	17	...
		Total class G.	...	32	15	17	...
	Grand Total	...	745	435	310	...	

Blind by Age.

TABLE XIV.
Blind by Age.

District or State.	TOTAL AFFLICTED.		DISTRIBUTION BY AGE.											
			0-4		5-9		10-14		15-19		20-24			
			Males.	Females.	Males.	Females.	Males.	Females.	Males.	Females.	Males.	Females.		
1	2	4	5	6	7	8	9	10	11	12	13	14		
Travancore ..	1,017	419	20	10	35	16	36	20	40	17	45	29		

District or State.	DISTRIBUTION BY AGE—(Continued).															
	25-29		30-34		35-39		40-44		45-49		50-54		55-59		60 & over	
	Males.	Females.	Males.	Females.	Males.	Females.	Males.	Females.	Males.	Females.	Males.	Females.	Males.	Females.		
1	15	16	17	18	19	20	21	22	23	24	25	26	27	28	30	
Travancore ..	37	33	38	34	54	29	40	28	50	20	54	33	32	32	117	

Blind by Caste, Tribe
or Race.

TABLE XIV.-A.
Blind by Caste, Tribe or Race.

Class.	Group.	Caste.	TOTAL AFFLICTED.			Religion.
			Total.	Males.	Females.	
A. Agricultural.	1 Military and Dominant.	Nair	213	119	94	Hindu.
		Kshatriya	1	1	...	"
		Total group 1 ...	214	120	94	...
	2(a) Other Agricultural land-holding classes.	Pandi Sudra	67	30	37	Hindu.
		Vellala	13	10	3	"
		Total group 2(a) ...	80	40	40	...
	2(c) Field-labouring classes.	Kurava	28	17	11	Hindu.
		Pariah	20	10	10	"
		Palaya	73	47	26	"
		Ulladen	1	1	...	"
Total group 2(c) ...		122	75	47	...	
4 Forest and Hill tribes...	Malayarien	1	1	...	Hindu.	
	Velan	1	...	1	"	
	Total group 4 ...	2	1	1	...	
	Total class A. ...	418	236	182	...	

Blind by Caste, Tribe
or Race—(Continued).TABLE XIV.-A.
Blind by Caste, Tribe or Race—(Continued).

Class.	Group.	Caste.	TOTAL AFFLICTED.			Religion.
			Total.	Males.	Females.	
B. Professional...	5 Priests	Foreign Brahmīn...	13	7	6	Hindu.
		Malayala Brahmīn	4	4	...	"
		Potti	1	1	...	"
		Ilayadu	6	3	3	"
		Total group 5	24	15	9	...
	7 Temple servants	Ambalavāsi	4	3	1	Hindu.
		Krishnanvaga	2	2	...	"
		Total group 7	6	5	1	...
	10 Astrologers and Quack- doctors.	Kaniyān	1	1	...	Hindu.
		Palluvan	1	...	1	"
Total group 10		2	1	1	...	
Total class B.		32	21	11	...	
C. Commercial.	14 Traders	Chetti	18	10	3	Hindu.
		Jenaka	2	1	1	Mussalman.
		Labbai	1	1	...	"
	Total group 14	16	12	4	...	
	Total class C.	16	12	4	...	

Blind by Caste, Tribe
or Race—(Continued).

D. Artisans and Village Menials.	17 Goldsmiths	Tattāu	...	4	4	4	...	Hindu.
17(a) Artisans (general)...	...	Kannālan	...	20	10	10	...	Hindu.
18 Barbers	...	Kāvadi	...	1	1	...	2	Hindu.
	...	Kshourakan	...	3	1	"
	...	Māru	...	5	5	"
	...	Total group 18	...	9	7	...	2	...
19 Blacksmiths	...	Kollan	...	5	3	...	2	Hindu.
20 Carpenters, Masons & Turners.	...	Āsari	...	21	10	...	11	Hindu.
21 Brass & Coppermiths.	...	Kannān	...	8	6	...	2	Hindu.
23 Weavers, calenderers and dyers.	...	Patnūl	...	1	1	...	1	Hindu.
	...	Sālē	...	3	2	"
	...	Total group 23	...	4	3	...	1	...
24 Washermen	...	Velutadan	...	11	7	...	4	Hindu.
26 Shepherds, and Wool- weavers.	...	Idaya	...	4	2	...	2	Hindu.
27 Oil pressers	...	Chekkalā	...	5	4	...	1	Hindu.
	...	Vaniyan	...	6	3	...	3	"
	...	Total group 27	...	11	7	...	4	...
28 Potters	...	Kosava	...	4	1	...	3	Hindu.
31 Lime-burners	...	Paravan	...	5	5	Hindu.

Blind by Caste, Tribe
or Race—(Continued).

Class.	Group.	Caste.	TOTAL AFFLICTED.			Religion.
			Total.	Males.	Females.	
D. Artisans and Village Menials—(Continued).	35 Fishermen, Boatmen, Palki-bearers, Cooks, &c.	Mukkuva ...	10	6	4	Hindu.
		Iluva ...	187	102	85	Hindu.
		Channan ...	47	32	15	"
		Tandan ...	9	8	1	"
		Total group 36 ...	243	142	101	...
		Total class D ...	359	208	151	...
E. Vagrant minor Artisans and Performers.	43 Mat-makers, cane splitters, grass-cutters, &c.	Nolaya ...	4	2	2	Hindu.
		Vedan ...	1	1	...	Hindu.
		Sangam Pandaram ...	7	4	3	Hindu.
		Total class E ...	12	7	5	...
F. Races and Nationalities.	48 Asiatic races of reputed non-Indian descent.	Mughal ...	6	2	4	Mussalman.
		Sheik ...	3	2	1	"
		Total group 48 ...	9	4	5	...

TABLE XIV.-A.
Blind by Caste, Tribe
or Race—(Continued).

	52 Christian converts ...	Native Christian ...	117	70	47	Christian.
		Syrian	7	7	...	33
		Total group 52 ...	124	77	47	...
		Total class F ...	133	81	52	...
G. Undefined.	54 Linguistic, territorial and religious names.	Konkani	3	3	...	Hinda.
		Tulukkan	44	30	14	Mussalman.
		Total group 54 ...	47	33	14	...
		Total class G ...	47	33	14	...
		Grand Total ...	1,017	598	419	...

Lepers by Age.

TABLE XV.

Lepers by Age.

DISTRICT OR STATE.	TOTAL AFFLICTED.		DISTRIBUTION BY AGE.												
			0-4		5-9		10-14		15-19		20-24				
			Males.	Females.	Males.	Females.	Males.	Females.	Males.	Females.	Males.	Females.			
1	2	3	4	5	6	7	8	9	10	11	12	13	14	15	16
T'vancore...	968	684	284	3	5	10	9	20	11	29	21	39	23		

DISTRIBUTION BY AGE—(Continued).

DISTRICT OR STATE.	25-29		30-34		35-39		40-44		45-49		50-54		55-59		60 and over	
	Males.	Females.	Males.	Females.	Males.	Females.	Males.	Females.	Males.	Females.	Males.	Females.	Males.	Females.	Males.	Females.
	15	16	17	18	19	20	21	22	23	24	25	26	27	28	29	30
61	22	76	31	91	28	96	33	79	33	64	30	38	11	78	27	

Lepers by Caste, Tribe or Race.

TABLE XV.-A.
Lepers by Caste, Tribe or Race.

Class.	Group.	Caste.	TOTAL AFFLICTED.			Religion.
			Total.	Males.	Females.	
A. Agricultural.	1 Military and Dominant..	Nair	200	135	65	Hindu.
		Kebatriya	1	1	...	"
		Samantaka	1	...	1	"
		Total group 1 ...	202	136	66	...
2 (a) Other Agricultural land-holding classes.	...	Pandi Sudra	32	22	10	Hindu
		Vellala	14	13	1	"
		Total group 2(a) ...	46	35	11	...
2 (c) Field-labouring classes.	...	Kurava	46	35	11	Hindu.
		Periah	16	12	4	"
		Pulaya	76	45	31	"
		Ulladen	1	...	1	"
		Total group 2(c) ...	139	92	47	...
4 Forest and Hill tribes...	...	Velan	8	7	1	Hindu.
		Total class A. ...	395	270	125	...

Lepers by Caste, Tribe or Race—(Continued).

Caste.	Group.	Caste.	TOTAL AFFLICTED.			Religion.
			Total.	Males.	Females.	
B. Professional ..	5 Priests	Foreign Brahmin	4	4	...	Hindu.
		Malayala Brahmin	2	2	...	"
		Embran	1	1	...	"
		Potti	1	1	...	"
		Total group 5 ...	8	8
	6 Devotees	Vyravi	1	...	1	Hindu.
7 Temple servants	...	Ambalavasi	9	8	1	Hindu.
		Krishnanvaga	4	3	1	"
		Total group 7 ...	13	11	2	...
10 Astrologers and Quack-doctors.	...	Kaniyan	2	2	...	Hindu.
		Total class B. ...	24	21	3	...

Lepers by Caste, Tribe
or Race—(Continued).

C. Commercial ... 14 Traders	...	Chetti	...	5	4	1	Hindu.
	...	Jonaka	...	2	1	1	Mussalman.
		Total group 14	...	7	5	2	...
		Total class C	...	7	5	2	...
D. Artisans and Village Menials. 17 Goldsmiths	...	Tattān	...	11	9	2	Hindu.
	17(a) Artisans (general) ...	Kammālan	...	20	13	7	Hindu.
	18 Barbers	Kāvadi	...	1	1	...	Hindu.
		Kshourakan	...	5	5	...	"
		Mārṅn	...	1	1	...	"
		Total group 18	...	7	7
	19 Blacksmiths	Kollan	...	8	5	3	Hindu.
	20 Carpenters, Masons & Turners.	Āsāri	...	27	20	7	Hindu.
	21 Brass and Copper-smiths.	Kannān	...	3	2	1	Hindu.
	24 Washermen	Velutadan	...	7	6	1	Hindu.
26 Shepherds and Wool-weavers.	Idaya	...	2	2	...	Hindu.	
27 Oil pressers	Chekkāla	...	5	2	3	Hindu.	
	Vāniyan	...	7	4	3	"	
	Total group 27	...	12	6	6	...	

Lepers by Caste, Tribe or Race—(Continued).

TABLE XV.-A.

Lepers by Caste, Tribe or Race—(Continued).

Caste.	Group.	Caste.	TOTAL AFFECTED.			Religion.
			Total.	Males.	Females.	
D. Artisans and Village Menials—(Continued).	28 Potters	Kosava	9	7	2	Hindu.
	31 Lime-burners	Paravan	4	3	1	Hindu.
	35 Fishermen, Boatmen, Palki-bearers, Water-bearers, Cooks, &c.	Mukuvan	14	7	7	Hindu.
		Pondan	1	1	...	"
		Total group 35	15	8	7	...
E. Vagrant minor Artisans and Peasants.	36 Distillers and Toddy-drawers.	Iluva	228	163	65	Hindu.
		Chamnan	20	18	2	"
		Tandān	13	11	2	"
		Total group 36	261	192	69	...
		Total class D	386	280	106	...
E. Vagrant minor Artisans and Peasants.	40 Stonemakers and stone-quarriers.	Kallāsāri	3	2	1	Hindu.
	43 Mat-makers, cane splitters, grass-cutters, &c.	Nolaya	2	...	2	Hindu.

Lepers by Caste, Tribe
or Race—(Continued).

E. Vagrant minor Artisans and Performers— (Continued).	44 Hunters, Fowlers, &c...	Talavan	1	1	1	...	Hindu.
		Vedan	2	2	...	"	
		Total group 44	3	3	
45(a) Beggars	Sangam Pandāram		7	6	1	Hindu.	
		Total class E	15	11	4	...	
		Mughal	4	3	1	Mussalman.	
F. Races and Nationalities.	48 Asiatic races of reputed non-Indian descent.	East Indian	1	1	...	Christian.	
		Native Christian	82	45	37	Christian.	
		Syrian	8	8	...	"	
51 Eurasians	Total group 52		90	53	37	...	
		Total class F	95	57	38	...	
		Konkani	1	1	...	Hindu.	
52 Christian converts	Total group 54	Tulukkan	45	39	6	Mussalman.	
			46	40	6	...	
		Total class G	46	40	6	...	
G. Undefined.	54 Linguistic, territorial and religious names.	Grand Total	968	684	284	...	

Castes, Tribes and Races by Nationality or Traditional Occupation.

TABLE XVI.
Castes, Tribes and Races by Nationality or Traditional Occupation.

Class.	Group.	Caste, &c.	No. of recorded sub-divisions.	STATE TOTAL.			Religion.	Strength.	
				Total.	Males.	Females.			
A. Agricultural.	1 Military and Dominant.	1 Nair	75	483,725	241,598	242,127	Hindu.		
		2 Ambalakaran	...	1	...	1	...	"	
		3 Kartavu	97	55	42	"	
		4 Koiltamburan	101	58	43	"	
		5 Kshatrya	...	7	1,276	653	623	"	
		6 Mahratta	93	50	43	"	
		7 Maravar.	...	7	5,642	2,889	2,753	"	
		8 Pandala	71	36	35	"	
		9 Rajaput	...	1	20	13	7	"	
		10 Raju	...	1	52	30	22	"	
		11 Samantakar	188	97	91	"	
		12 Tampan	286	144	142	"	
		13 Tirumulpad	410	232	178	"	
		14 Unniyadi	94	51	43	"	
		15 Vellodi	44	18	26	"	
		Total group 1-15	...	492,100	245,925	246,175	...		
2(a) Other Agricultural land-holding classes.		1 Gavarulu	...	12	7	5	Hindu.		
		2 Karayalar	...	58	27	31	"		
		3 Kattaran	...	5	3	2	"		
		4 Kodipattan	...	423	210	213	"		
		5 Kuruni	...	7	7	...	"		
		6 Loti	...	1	1	...	"		
		7 Malli	...	1	1	...	"		

Castes, Tribes and Races by
Nationality or Traditional
Occupation—(Continued).

8 Mudali	...	5	926	437	489	"	
9 Pandi Sudra	...	8	5,144	2,511	2,633	"	
10 Valamalu	5	2	3	"	
11 Vellala	...	14	44,886	22,808	22,078	"	
Total group 2(a)—11	51,468	26,014	25,454	...	
2(c) Field-labouring classes.	Hindu.	
1 Kanakkan	192	94	98	Hindu.	
2 Kuravar	...	7	60,377	29,660	30,717	"	
3 Padayachi	4	1	3	"	
4 Pallan	5,655	2,811	2,844	"	
5 Pariah	...	9	71,847	36,468	35,384	"	71,786
6 Pulaya	...	5	202,616	103,153	99,463	{ Christian.	61
7 Udaya	7	2	5	Hindu.	
8 Ulladan	2,873	1,473	1,400	"	
9 Vettuvan	87	39	48	"	
Total group 2(c)—9	343,658	173,696	169,962	...	
4 Forest and Hill tribes.	Hindu.	
1 Irular	16	7	9	Hindu.	
2 Kattar	39	23	16	"	
3 Kattilaya	76	40	36	"	
4 Kattu Parisha (forest tribe)	34	23	11	"	
5 Khond	...	1	10	8	2	"	
6 Malayarien	...	1	4,809	2,498	2,311	"	
7 Mariya	8	3	...	"	
8 Muduvan	1,077	545	532	"	
9 Mynata	44	24	20	"	
10 Nadipannikan	29	9	20	"	
11 Pania	2	...	2	"	
12 Velan	...	2	17,143	8,660	8,483	"	
Total group 4—12	23,282	11,840	11,442	...	
Total class A.	910,508	457,475	453,033	...	

Castes, Tribes and Races by
Nationality or Traditional
Occupation—(Continued).

TABLE XVI.
Castes, Tribes and Races by Nationality or Traditional Occupation—(Continued).

Class.	Group.	Caste, &c.	No. of recorded sub- divisions.	STATE TOTAL.			Religion.	Strength.
				Total.	Males.	Females.		
5	Priests	1 Brahmin	...	2,645	1,423	1,222	Hindu.	
		Foreign Brahmin	...	3,529	1,961	1,568	"	
		Aiyengar	...	898	479	419	"	
		Canarese Brahmin	...	35	18	17	"	
		Gouda Brahmin	...	77	66	11	"	
		Hindustani Brahmin	...	6	3	3	"	
		Kannadasta	...	9	4	5	"	
		Kasi Brahmin	...	59	24	35	"	
		Kesjar	...	67	34	33	"	
		Mahatta Brahmin	...	964	525	439	"	
		Nambiyar	...	214	110	104	"	
		Surveriya	...	1	1	...	"	
		Tamil Brahmin	...	21,899	11,238	10,661	"	
		Telugu Brahmin	...	797	385	412	"	
		Malayala Brahmin	...	3,451	1,866	1,585	"	
		Akkaradesi	...	25	25	...	"	
		Bhattadiri	...	146	74	72	"	
		Embran	...	1,938	1,150	788	"	
		Nambudiri	...	3,750	1,979	1,771	"	
		Ponmany Gramom	...	96	55	41	"	
		Potti	...	2,595	1,421	1,174	"	
		Thruvalladesi	...	328	167	161	"	
		Trippunittoraidesi	...	66	50	16	"	
		2 Ariapattar	...	40	21	19	"	
		3 Ilayadu	...	3,260	1,686	1,574	"	

B. Professional.

Castes, Tribes and Races by
Nationality or Traditional
Occupation—(Continued).

	4	Tanggal	14	9	5	Musalman.
		Total Group 5—4	46,909	24,774	22,135	...
6	Devotees	1 Fakir	5	4	1	Musalman.
		2 Gosains	...	1	61	40	21	Hindu.
		3 Sanniyāsi	9	8	1	"
		4 Vyāvi	...	2	712	356	356	"
		Total group 6—4	787	408	379	...
7	Temple servants	1 Ambalavāsi	...	16	7,469	3,890	3,579	Hindu.
		2 Krishnavagā	6,953	3,394	3,559	"
		3 Pilāppalli	69	33	36	"
		4 Sātāni	...	1	14	7	7	"
		Total group 7—4	14,505	7,324	7,181	...
8	Genealogists	Tākūr	4	3	1	Hindu.
10	Astrologers and Quack-doctors.	1 Kaniyān	...	1	9,548	4,846	4,702	Hindu.
		2 Pulluvan	274	123	151	"
		Total group 10—2	9,822	4,969	4,853	...
		Total class B.	72,027	37,478	34,549	...

B. Professional.

Castes, Tribes and Races by Nationality or Traditional Occupation—(Continued).

TABLE XVI.
Castes, Tribes and Races by Nationality or Traditional Occupation—(Continued).

Class.	Group.	Caste, &c.	No. of recorded sub-divisions	STATE TOTAL.			Religion.	Strength.
				Total.	Males.	Females.		
C (Commercial.)	14 Traders	1 Baliya	11	449	249	200	Hindu.	55
		2 Baniya	...	62	53	9	{ Hindu.	7
		3 Chetti	...	17,769	9,089	8,680	Hindu.	
		4 Ilavaniyan	...	3,311	1,647	1,664	"	
		5 Jonakā	...	51,791	26,568	25,223	Mussalman.	
		6 Labbai	...	361	213	148	"	
		7 Mēttan	...	54,086	27,523	26,563	"	
		8 Rāvut	...	57	30	27	"	
		9 Vaduka	...	2,696	1,427	1,269	Hindu.	
		10 Vaisya	...	474	259	215	"	
		Total group 14—10	...	131,056	67,058	63,998	...	
C (Commercial.)	15 Pedlars	1 Balukar	...	6	6	...	Hindu.	
		2 Manikar	...	36	22	14	"	
		Total group 15—2	...	42	28	14	...	
		Total class C.	...	131,098	67,086	64,012	...	
C (Commercial.)	17 Goldsmiths	Tattan	4	24,698	12,506	12,192	Hindu.	
		17(a) Artisans (general).	4	1,982	985	997	Hindu.	

Castes, Tribes and Races by
Nationality or Traditional
Occupation—(Continued).

	2 Kamsala	...	13	7	6	...
	Total group 17(a)—2	...	1,995	992	1,008	...
18 Barbers	1 Ilaväti	...	2,889	1,360	1,509	Hindu.
	2 Kavadi	...	5,267	2,677	2,590	"
	3 Kōmarā	...	257	138	119	"
	4 Kshowrakān	...	16,130	7,987	8,143	"
	5 Māraṇ	...	15,228	7,436	7,772	"
	6 Ostta	...	66	22	44	Mussalman.
	7 Taravan	...	455	226	229	Hindu.
	Total group 18—7	...	40,272	19,866	20,406	...
19 Blacksmiths	1 Kollān	...	26,982	13,903	13,079	Hindu.
	2 Lōhar	...	3	3	...	"
	Total group 19—2	...	26,985	13,906	13,079	...
20 Carpenters, Ma- sons and Turners.	Āsāri	...	33,641	16,932	16,709	Hindu.
	Tachān	...	4,066	2,014	2,052	"
	Total group 20...	...	37,707	18,946	18,761	...
21 Brass and Copper- smiths.	1 Chembūtatti	...	98	56	42	Hindu.
	2 Kannān	...	5,697	2,894	2,803	"
	Total group 21—2	...	5,795	2,950	2,845	...
22 Tailors	Pānān	...	2,708	1,409	1,299	Hindu.
22(a) Grain-parchers and confectioners.	1 Īḍiyār	...	1,266	660	606	Hindu.
	2 Mudayār	...	1	1	...	"
	Total group 22(a)—2	...	1,267	661	606	...

Castes, Tribes and Races by Nationality or Traditional Occupation—(Continued).

TABLE XVI.
Castes, Tribes and Races by Nationality or Traditional Occupation—(Continued).

Class.	Group.	Caste, &c.	No. of recorded sub-divisions.	STATE TOTAL.			Religion.	Strength.
				Total.	Males.	Females.		
23 Weavers, calenders and dyers.	1 Kōri	7	5	2	Hindu.	
	2 Patnāl	854	393	461	"	
	3 Sālā	...	5	7,289	3,580	3,709	"	
	Total group 23—3	8,150	3,978	4,172	...	
24 Washermen	1 Ainittar	2	1	1	Hindu.	
	2 Dobi	138	65	73	"	
	3 Mannān	...	2	7,082	3,509	3,573	"	
	4 Velutadan	...	6	13,826	6,993	6,833	"	
	Total group 24—4	21,048	10,568	10,480	...	
26 Shepherds and wool-weavers.	1 Attidaya	217	109	108	Hindu.	
	2 Gollālū	...	1	67	36	31	"	
	3 Idāya	...	9	5,848	2,863	2,985	"	
	4 Kāngāya	125	67	58	"	
	5 Kūttidāya	105	58	47	"	
	Total group 26—5	6,362	3,133	3,229	...	
27 Oil-pressers	1 Chekkala	...	3	11,592	5,739	5,853	Hindu.	
	2 Vanian	...	3	13,758	7,031	6,727	"	
	Total group 27—2	25,350	12,770	12,580	...	

Village Menials—(Continued).

Castes, Tribes and Races by
Nationality or Traditional
Occupation—(Continued).

28 Potters ...	Kosava	...	5	6,395	3,269	3,126	Hindu.	
30 Salt, &c., workers.	Alava	...	1	394	206	188	Hindu.	
31 Lime-burners ...	Paravan	...	1	8,172	3,983	4,189	Hindu.	
35 Fishermen, Boatmen, Palki-bearers, Water-bearers, Cooks, &c.	1 Chaluppan	921	471	450	Hindu.	549 4,942
	2 Kabār	1	1	...	"	
	3 Marakkān	...	2	5,491	2,639	2,852	{ Mussalman Christian.	
	4 Mukkuvan	...	5	30,354	15,082	15,272	Hindu.	
	5 Pōndan	...	3	1,139	617	522	"	
	Total group 35—5	37,906	18,810	19,096	...	
35(a) Personal services.	Chākkār	565	306	259	Hindu.	
36 Distillers & Toddy-drawers.	1 Iluva	...	7	414,217	206,528	207,689	Hindu.	
	2 Paabi	3	3	...	"	
	3 Chānnān	...	11	136,611	70,001	66,610	"	
	4 Tandān	...	3	22,614	11,158	11,456	"	
	Total group 36—4	573,445	287,690	285,755	...	
38 Leather workers...	Chemman	...	6	2,156	1,094	1,062	Hindu.	
39 Scavengers ...	1 Dāss	10	5	5	Hindu.	
	2 Valluvan	...	1	113	56	57	"	
	Total group 39—2	123	61	62	...	
	Total class D.	831,498	417,104	414,389	...	

Castes, Tribes and Races by
Nationality or Traditional
Occupation—(Continued).

TABLE XVI.
Castes, Tribes and Races by Nationality or Traditional Occupation—(Continued).

Class.	Group.	Caste, &c.	No. of recorded sub-divisions.	STATE TOTAL.			Religion.	Strength.
				Total.	Males.	Females.		
	40 Grind-stone makers and stone-quarriers.	Kallāsari	3	8,138	4,079	4,059	Hindu.	
	41 Earth-workers and stone-dressers.	1 Ottan 2 Otiya	...	377 25	292 10	85 15	Hindu. "	
		Total group 41-2	...	402	302	100	...	
	43 Mat-makers, cane splitters, grass-cutters, &c.	Nolayan	1	2,323	1,260	1,063	Hindu.	
	44 Hunters, Fowlers, &c.	1 Talavan 2 Vedān 3 Vettāran	... 1	756 6,809 349	371 3,498 178	385 3,311 171	Hindu. " "	
		Total group 44-3	...	7,914	4,047	3,867	...	
	45 Miscellaneous and disreputable va-grants.	1 Kakkālan 2 Passiavan	1 ...	897 64	422 35	475 29	Hindu. "	
		Total group 45-2	...	961	457	504	...	
Artisans and Performers.	45 a) Beggars	Pansivan	...	58	32	26	Hindu.	

Castes, Tribes and Races by
Nationality or Traditional
Occupation—(Continued).

	Sangam Pandaram	10	10,724	5,416	5,308	"
	Total group 45(a)	...	10,782	5,448	5,334	...
46 Tumblers and Acrobats.	1 Gopāl 2 Kattādi	...	4 38	3 17	1 21	Hindu. "
	Total group 46 - 2	...	42	20	22	...
47 Jugglers, snake charmers and animal exhibitors.	Kuluvan	1	73	42	31	Hindu.
	Total class E.	...	30,685	15,655	14,980	...
48 Asiatic races of reputed non-Indian descent.	1 Arabs 2 Chinese 3 Jew 4 Kābāl 5 Mughal 6 Parsi 7 Pathan 8 Sheik 9 Singalese 10 Syed	2	446 1 125 129 84 582 1 4,363 414 29 232	260 1 65 84 317 1 2,508 240 17 117	186 ... 60 45 265 ... 1,845 174 12 115	Mussalman. Christian. Jew. Mussalman. " Parsi. Mussalman. " Hindu. Mussalman.
	Total group 48-10	...	6,312	3,610	2,702	...
50 Non-Asiatic races.	European	10	361	210	151	{ Christian. { None.
51 Eurasians	1 East Indian 2 Eurasian	...	2,072 582	995 285	1,077 247	Christian. "
	Total group 51	...	2,604	1,280	1,324	...

B. Vagrant minor

C. Races and Nationalities.

Castes, Tribes and Races by Nationality or Traditional Occupation—(Continued).

TABLE XVI.
Castes, Tribes and Races by Nationality or Traditional Occupation—(Continued).

Class.	Group.	Caste, &c.	No. of recorded sub-divisions.	STATE TOTAL.			Religion.	Strength.
				Total.	Males.	Females.		
F. Races & Nationalities—Cont.	52 Christian converts.	1 Native	3	221,006	112,489	108,517	Christian.	
		2 Syrian	5	297,795	150,395	147,400	"	
		Total group 52	...	518,801	262,884	255,917	...	
		Total class F.	...	528,078	267,984	260,094	...	
G. Undefined.	54 Linguistic, territorial and religious names.	1 Bengalese	...	3	8	...	Hindu.	
		2 Guzarati	...	48	28	...	"	
		3 Jain	...	3	3	...	Jain.	
		4 Kannadiyan	...	41	19	...	Hindu.	
		5 Konkani	...	7,070	3,981	...	"	
		6 Kutch	3	316	147	...	Musalman.	
		7 Musalman	1	14,750	7,263	...	"	
		8 Tamil	...	3	3	...	Hindu.	
		9 Telugu	...	20	10	...	"	
		10 Tulukkan	...	29,770	15,555	...	Musalman.	
		Total group 54—10	...	52,024	26,652	...		
55 Unknown	...	1 Balaji	1	97	77	20	Hindu.	
		2 Bhavarasi	...	11	7	4	"	
		3 Bhujar	...	1	1	...	"	
		4 Bhujavar	...	1	1	...	"	
		5 Chilambati	...	9	6	3	"	

TABLE
Occupations by Age, Part (A)—

OCCUPATION AND CLASS.			STATE			
			Total.			
CLASS.	GROUP.	OCCUPATION.	Total.	0—4.	5—14.	15 and over.
1	2	3	4	5	6	7
A. Government.	1	British Resident of Travancore and Cochin ...	2	2
		Officers ...	8	1	4	3
		Office superintendents and clerical establishments...	198	12	23	163
		Menials and peons, &c. ...	7	7
		Total Sub-order 1 ...	215	13	27	175
	4	Officers ...	34	1	7	26
		Non-commissioned officers and privates ...	915	88	108	719
		Followers ...	54	2	31	21
		Clerks ...	1	1
	Total Sub-order 4 ...	1,004	91	146	767	
	6	H. H. The Maharajah of Travancore, G.C.S.I. ...	1	1
		Officers ...	957	115	272	570
		Clerical establishments ...	6,741	876	1,530	4,335
		Menials, &c. ...	40,936	5,236	8,579	27,121
	Total Sub-order 6 ...	48,635	6,227	10,381	32,027	
7	Officers ...	104	3	21	80	
	Privates, &c. ...	1,163	40	166	957	
	Total Sub-order 7 ...	1,267	43	187	1,037	
	Total Class A. ...	51,121	6,374	10,741	34,006	

XVII.

Travancore State Summary.

TOTAL.

Males.				Females.			
Total.	0-4.	5-14.	15 and over.	Total.	0-4.	5-14.	15 and over.
8	9	10	11	12	13	14	15
1	1	1	1
5	...	4	1	3	1	...	2
144	8	12	124	54	4	11	39
7	7
157	8	16	133	58	5	11	42
23	1	4	18	11	...	3	8
646	45	53	548	269	43	55	171
35	2	24	9	19	...	7	12
1	1
705	48	81	576	299	43	65	191
1	1
540	59	142	339	417	56	130	231
3,667	448	763	2,456	3,074	428	767	1,879
23,369	2,840	4,586	15,943	17,567	2,396	3,993	11,178
27,577	3,347	5,491	18,739	21,058	2,880	4,890	13,288
44	1	2	41	60	2	19	39
765	12	58	695	398	28	108	262
809	13	60	736	458	30	127	301
29,248	3,416	5,648	20,184	21,873	2,958	5,093	13,822

TABLE
Occupations by Age, Part (A)—

CLASS.	GROUP.	OCCUPATION.	TOWN			
			Total.			
			Total.	0—4.	5—14.	15 and over.
1	2	3	16	17	18	19
A. Government.	1	British Resident of Travancore and Cochin ...	2	2
		Officers ...	8	1	4	3
		Office superintendents and clerical establishments...	33	1	6	26
		Menials and peons, &c. ...	4	4
		Total Sub-order 1 ...	47	2	10	35
	4	Officers ...	34	1	7	26
		Non-commissioned officers and privates ...	915	88	108	719
		Followers ...	44	2	23	19
		Clerks ...	1	1
		Total Sub-order 4 ...	994	91	138	765
	6	H. H. The Maharajah of Travancore, G.C.S.I. ...	1	1
		Officers ...	548	76	170	302
		Clerical establishments ...	2,503	382	678	1,443
		Menials, &c. ...	6,375	924	1,619	3,832
		Total Sub-order 6 ...	9,427	1,382	2,467	5,578
7	Officers ...	104	3	21	80	
	Privates, &c ...	1,163	40	166	957	
	Total Sub-order 7 ...	1,267	43	187	1 037	
	Total Class A. ...	11,735	1,518	2,802	7,415	

XVII.

Travancore State Summary—(Continued).

—(Continued).

Males.				Females.			
Total.	0-4.	5-14.	15 and over.	Total.	0-4.	5-14.	15 and over.
20	21	22	23	24	25	26	27
1	1	1	1
5	...	4	1	3	1	...	2
24	1	3	20	9	...	3	6
4	4
34	1	7	26	13	1	3	9
23	1	4	18	11	...	3	8
646	45	53	548	269	43	55	171
25	2	16	7	19	...	7	12
1	1
695	48	73	574	299	43	65	191
1	1
317	46	95	176	231	30	75	126
1,144	164	352	628	1,359	218	326	815
3,205	487	873	1,845	3,170	437	746	1,987
4,667	697	1,320	2,650	4,760	685	1,147	2,928
44	1	2	41	60	2	19	39
765	12	58	695	398	28	108	262
809	13	60	736	458	30	127	301
6,205	759	1,460	3,986	5,530	759	1,342	3,429

TABLE
Occupation by Age, Part (A)—

CLASS.	GROUP.	OCCUPATION.	COUNTRY			
			Total.			
			Total.	0—4.	5—14.	15 and over.
1	2	3	28	29	30	31
A. Government.	1	British Resident of Travancore and Cochin
		Officers
		Office superintendents and clerical establishments...	165	11	17	137
		Menials and peons, &c. ...	3	3
		Total Sub-order 1 ...	168	11	17	140
	4	Officers
		Non-commissioned officers and privates
		Followers	10	...	8	2
		Clerks
		Total Sub-order 4 ...	10	...	8	2
	6	H. H. The Maharajah of Travancore, G.C.S.I.
		Officers ...	409	39	102	268
		Clerical establishments ...	4,238	494	852	2,892
Menials, &c. ...		34,561	4,312	6,960	23,289	
Total Sub-order 6 ...		39,208	4,845	7,914	26,449	
7	Officers	
	Privates, &c.	
	Total Sub-order 7	
		Total Class A. ...	39,386	4,856	7,939	26,591

XVII.

Travancore State Summary—(Continued).

—(Continued).

Males.				Females.			
Total.	0-4.	5-14.	15 and over.	Total.	0-4.	5-14.	15 and over.
32	33	34	35	36	37	38	39
...
...
120	7	9	104	45	4	8	33
3	3
123	7	9	107	45	4	8	33
...
...
10	...	8	2
...
10	...	8	2
...
223	13	47	163	186	26	55	105
2,523	284	411	1,828	1,715	210	441	1,064
20,164	2,353	3,713	14,098	14,397	1,959	3,247	9,191
22,910	2,650	4,171	16,089	16,298	2,195	3,743	10,360
...
...
...
23,043	2,657	4,188	16,198	16,343	2,199	3,751	10,393

TABLE
Occupation by Age, Part (A)—

OCCUPATION AND CLASS.			STATE			
			Total.			
CLASS.	GROUP.	OCCUPATION.	Total.	0—4.	5—14.	15 and over.
1	2	3	4	5	6	7
B. Pasture and Agriculture.	8(a)	Horse dealers ...	4	4
		Cattle dealers ...	8	...	2	6
		Herdsmen ...	740	57	259	424
		Buffalo breeders & dealers.	34	6	14	14
		Total Sub-order 8(a) ...	786	63	275	448
	8(b)	Elephant catchers ...	2	2
	8(c)	Sheep and goat breeders and dealers ...	795	81	157	557
	9(a)	Veterinary Surgeons ...	23	3	8	12
		Farriers ..	21	3	7	11
		Horse and elephant breakers and trainers ...	321	46	82	193
		Total Sub-order 9(a) ...	365	52	97	216
10	Land-occupants, not cultivating ...	1,697	251	449	997	
	Land-occupants, cultivating ...	37	8	12	17	
	Tenants, not cultivating ...	48	7	17	24	
	Tenants, cultivating ...	3,610	429	789	2,392	
	Total Sub-order 10 ..	5,392	695	1,267	3,430	
11	Field-labourers and crop-watchers ...	1,046,071	136,137	248,098	661,836	

XVII.

Travancore State Summary—(Continued).

TOTAL.

Males.				Females.			
Total.	0—4.	5—14.	15 and over.	Total.	0—4.	5—14.	15 and over.
8	9	10	11	12	13	14	15
4	4
8	...	2	6
507	23	201	283	233	34	58	141
16	3	6	7	18	3	8	7
535	26	209	300	251	37	66	148
2	2
547	46	102	399	248	35	55	158
13	2	3	8	10	1	5	4
10	1	4	5	11	2	3	6
211	31	50	130	110	15	32	63
234	34	57	143	131	18	40	73
695	111	207	377	1,002	140	242	620
15	4	4	7	22	4	8	10
30	4	9	17	18	3	8	7
1,712	228	427	1,057	1,898	201	362	1,335
2,452	347	647	1,458	2,940	348	620	1,972
543,540	66,672	130,667	346,201	502,531	69,465	117,431	315,635

TABLE
Occupation by Age, Part (A)—

CLASS. GROUP.		OCCUPATION.	TOWN			
			Total.			
			Total.	0-4.	5-14.	15 and over.
1	2	3	16	17	18	19
B. Pasture and Agriculture.	8(a)	Horse dealers ...	4	4
		Cattle dealers ...	2	2
		Herdsmen ...	21	6	6	9
		Buffalo breeders & dealers.	1	1
		Total Sub-order 8(a) ...	28	6	6	16
	8(b)	Elephant catchers
	8(c)	Sheep and goat breeders and dealers ...	17	4	4	9
	9(a)	Veterinary Surgeons ...	7	2	2	3
		Farriers ...	7	2	1	4
		Horse and elephant breakers and trainers ...	38	5	12	21
		Total Sub-order 9(a) ...	52	9	15	28
10	Land-occupants, not cultivating ...	158	23	35	100	
	Land-occupants, cultivating ...	8	2	2	4	
	Tenants, not cultivating...	20	4	5	11	
	Tenants, cultivating ...	38	8	10	20	
	Total Sub-order 10 ...	224	37	52	135	
11	Field-labourers and crop-watchers ...	21,370	2,547	4,836	13,987	

XVII.

Travancore State Summary—(Continued).

—(Continued).

Males.				Females.			
Total.	0-4.	5-14.	15 and over.	Total.	0-4.	5-14.	15 and over.
20	21	22	23	24	25	26	27
4	4
2	2
12	2	3	7	9	4	3	2
1	1
19	2	3	14	9	4	3	2
...
5	2	1	2	12	2	3	7
4	1	1	2	3	1	1	1
4	1	1	2	3	1	...	2
23	3	7	13	15	2	5	8
31	5	9	17	21	4	6	11
82	8	17	57	76	15	18	43
4	1	...	3	4	1	2	1
14	2	4	8	6	2	1	3
18	3	5	10	20	5	5	10
118	14	26	78	106	23	26	57
11,352	1,249	2,642	7,461	10,018	1,298	2,194	6,526

TABLE
Occupations by Age, Part (A)—

1	2	3	COUNTRY			
			Total.			
			Total.	0-4.	5-14.	15 and over.
			28	29	30	31
B. Pasture and Agriculture.	8(a)	Horse dealers
		Cattle dealers ...	6	...	2	4
		Herdsmen ...	719	51	253	415
		Buffalo breeders & dealers ...	33	6	14	13
		Total Sub-order 8(a) ...	758	57	269	432
	8(b)	Elephant catchers ...	2	2
	8(c)	Sheep and goat breeders and dealers ...	778	77	153	548
	9(a)	Veterinary Surgeons ...	16	1	6	9
		Farriers ...	14	1	6	7
		Horse and elephant breakers and trainers ...	283	41	70	172
		Total Sub-order 9(a) ...	313	43	82	188
	10	Land-occupants, not cultivating ...	1,539	228	414	897
		Land-occupants, cultivating ...	29	6	10	13
	Tenants, not cultivating ...	28	3	12	13	
	Tenants, cultivating ...	3,572	421	779	2,372	
	Total Sub-order 10 ...	5,168	658	1,215	3,295	
11	Field-labourers and crop-watchers ...	1,024,701	133,590	243,262	647,849	

XVII.

Travancore State Summary—(Continued).

—(Continued).

Males.				Females.			
Total.	0-4.	5-14.	15 and over.	Total.	0-4.	5-14.	15 and over.
32	33	34	35	36	37	38	39
...
6	...	2	4
495	21	198	276	224	30	55	189
15	3	6	6	18	3	8	7
516	24	206	286	242	33	63	146
2	2
542	44	101	397	286	33	52	151
9	1	2	6	7	...	4	3
6	...	3	3	8	1	3	4
188	28	43	117	95	13	27	55
203	29	48	126	110	14	34	62
613	103	190	320	926	125	224	577
11	3	4	4	18	3	6	9
16	2	5	9	12	1	7	4
1,694	225	422	1,047	1,878	196	357	1,325
2,334	333	621	1,380	2,884	325	594	1,915
532,188	65,423	128,025	338,740	492,513	68,167	115,237	309,109

TABLE
Occupations by Age, Part (A)—

OCCUPATION AND CLASS.			STATE			
CLASS.	GROUP.	OCCUPATION.	Total.			
			Total.	0—4.	5—14.	15 and over.
1	2	3	4	5	6	7
B. Pasture and Agriculture.	12	Tea and coffee planters, managers and assistants.	232	43	45	144
		Cocoanut growers ...	27	7	6	14
		Betel-vine growers ...	204	16	49	139
		Cardamom and pepper growers	127	22	39	66
		Market gardeners (vegetable growers) ...	3,793	548	1,169	2,076
		Gardeners, &c. ...	127	13	27	87
		Manure preparers and sellers ...	78	2	7	69
		Forest officers ...	11	11
		Forest guards and peons..	253	20	42	191
		Total Sub-order 12 ...	4,852	671	1,384	2,797
	13	Agents and managers of landed estates ...	285	45	64	176
		Total Class B. ...	1,058,548	137,744	251,342	669,462

XVII.

Travancore State Summary—(Continued).

TOTAL.

Males.				Females.			
Total.	0—4.	5—14.	15 and over.	Total.	0—4.	5—14.	15 and over.
8	9	10	11	12	13	14	15
150	26	22	102	82	17	23	42
12	3	4	5	15	4	2	9
95	...	29	66	109	16	20	73
66	11	21	34	61	11	18	32
3,220	468	1,005	1,747	573	80	164	329
92	4	21	67	85	9	6	20
41	...	2	39	37	2	5	30
10	10	1	1
109	9	17	83	144	11	25	108
3,795	521	1,121	2,153	1,057	150	263	644
169	24	36	109	116	21	28	67
551,274	67,670	132,839	350,765	507,274	70,074	118,503	318,697

TABLE
Occupations by Age, Part (A)—

CLASS. GROUP.		OCCUPATION.	TOWN			
			Total.			
			Total.	0—4.	5—14.	15 and over.
1	2	3	16	17	18	19
B. Pasture and Agriculture.	12	Tea and coffee planters, managers and assistants.	19	4	6	9
		Cocoanut growers ...	3	1	...	2
		Betel-vine growers ...	2	2
		Cardamom and pepper growers
		Market gardeners (vegetable growers) ...	3	3
		Gardeners, &c. ...	6	3	1	2
		Manure preparers and sellers
		Forest officers ...	5	5
		Forest guards and peons...	13	...	8	5
		Total Sub-order 12 ...	51	8	15	28
	13	Agents and managers of landed estates ...	51	15	10	26
		Total Class B. ...	21,793	2,626	4,938	14,229

XVII.

Travancore State Summary—(Continued).

—(Continued).

Males.				Females.			
Total.	0—4.	5—14.	15 and over	Total.	0—4.	5—14.	15 and over.
20	21	22	23	24	25	26	27
12	2	4	6	7	2	2	3
2	1	...	1	1	1
1	1	1	1
...
2	2	1	1
4	2	1	1	2	1	...	1
...
4	4	1	1
4	...	2	2	9	...	6	3
29	5	7	17	22	3	8	11
23	3	7	13	28	12	3	13
11,577	1,280	2,695	7,602	10,216	1,346	2,243	6,627

TABLE
Occupations by Age, Part (A)—

CLASS.	GROUP.	OCCUPATION.	COUNTRY			
			Total.			
			Total.	0-4.	5-14.	15 and over.
1	2	3	28	29	30	31
B. Pasture and Agriculture.	12	Tea and coffee planters, managers and assistants.	213	39	39	135
		Cocoanut growers ...	24	6	6	12
		Betel-vine growers ...	202	16	49	137
		Cardamom and pepper growers ...	127	22	39	66
		Market gardeners (vegetable growers) ...	3,790	548	1,169	2,073
		Gardeners, &c. ...	121	10	26	85
		Manure preparers and sellers ...	78	2	7	69
		Forest officers ...	6	6
		Forest guards and peons..	240	20	34	186
		Total Sub-order 12 ...	4,801	663	1,369	2,769
	13	Agents and managers of landed estates ...	234	30	54	150
		Total Class B. ...	1,086,755	135,118	246,404	655,233

XVII.

Travancore State Summary—(Continued).

—(Continued).

Males.				Females.			
Total.	0-4.	5-14.	15 and over.	Total.	0-4.	5-14.	15 and over.
32	33	34	35	36	37	38	39
138	24	18	96	75	15	21	39
10	2	4	4	14	4	2	8
94	...	29	65	108	16	20	72
66	11	21	34	61	11	18	32
3,218	468	1,005	1,745	572	80	164	328
88	2	20	66	33	8	6	19
41	...	2	39	37	2	5	30
6	6
105	9	15	81	135	11	19	105
3,766	516	1,114	2,136	1,035	147	255	633
146	21	29	96	88	9	25	54
539,697	66,390	130,144	343,163	497,058	68,728	116,260	312,370

TABLE
Occupations by Age, Part (A)—

CLASS.	GROUP.	OCCUPATION AND CLASS.	STATE			
			Total.			
		OCCUPATION.	Total.	0-4.	5-14.	15 and over.
1	2	3	4	5	6	7
C. Personal Services.	14	Barbers ...	17,395	2,297	4,212	10,886
		Ear-pickers ...	18	1	...	17
		Washermen ...	21,631	2,557	4,972	14,102
		Water-carriers ...	172	25	27	120
		Cooks ...	473	65	105	303
		In-door servants ...	38,842	3,199	8,486	27,157
		Grooms, coachmen, dog-boys, &c. ...	526	79	109	388
		Door-keepers, &c. ...	14	...	6	8
		Total Sub-order 14 ...	79,071	8,223	17,917	52,931
	15	Hotel-keepers, &c. ...	735	77	224	434
		Rest-house keepers ...	2	2
		Club secretaries ...	11	...	5	6
		Total Sub-order 15 ...	748	77	229	442
	16	Sanitary officers of Government ...	51	5	14	32
		Sweepers and scavengers..	408	34	130	244
		Total Sub-order 16 ...	459	39	144	276
	Total Class C. ...	80,278	8,339	18,290	53,649	

XVII.

Travancore State Summary—(Continued).

TOTAL.

Males.				Females.			
Total.	0-4.	5-14.	15 and over.	Total.	0-4.	5-14.	15 and over.
8	9	10	11	12	13	14	15
8,604	1,041	2,169	5,394	8,791	1,256	2,043	5,492
11	1	...	10	7	7
9,472	1,104	2,250	6,118	12,159	1,453	2,722	7,984
79	3	12	64	93	22	15	56
159	15	37	107	314	50	68	196
10,048	1,081	2,835	6,132	28,794	2,118	5,651	21,025
343	38	67	238	183	41	42	100
10	...	4	6	4	...	2	2
28,726	3,283	7,374	18,069	50,345	4,940	10,543	34,862
254	22	56	176	481	55	168	258
2	2
11	...	5	6
267	22	61	184	481	55	168	258
17	1	4	12	34	4	10	20
219	24	57	138	189	10	73	106
236	25	61	150	223	14	83	126
29,229	3,330	7,496	18,403	51,049	5,009	10,794	35,246

TABLE
Occupations by Age, Part (A)—

CLASS. GROUP.		OCCUPATION.	TOWN			
			Total.			
			Total.	0-4.	5-14.	15 and over.
1	2	3	16	17	18	19
C. Personal Services.	14	Barbers ...	1,719	299	517	903
		Ear-pickers ...	1	1
		Washermen ...	1,798	262	480	1,056
		Water-carriers ...	101	17	19	65
		Cooks ...	105	27	37	41
		In-door servants ...	706	88	231	387
		Grooms, coachmen, dog-boys, &c. ...	167	34	60	73
		Door-keepers, &c. ...	2	2
	Total Sub-order 14 ...	4,599	727	1,344	2,528	
	15	Hotel-keepers, &c. ...	175	25	33	117
		Rest-house keepers
		Club secretaries ...	11	...	5	6
	Total Sub-order 15 ...	186	25	38	123	
	16	Sanitary officers of Government ...	51	5	14	32
		Sweepers and scavengers..	51	11	12	28
		Total Sub-order 16 ...	102	16	26	60
Total Class C.		...	4,887	768	1,408	2,711

XVII.

Travancore State Summary—(Continued).

—(Continued).

Males.				Females.			
Total.	0-4.	5-14.	15 and over.	Total.	0-4.	5-14.	15 and over.
20	21	22	23	24	25	26	27
749	74	189	486	970	225	328	417
1	1
986	125	263	598	812	137	217	458
40	3	7	30	61	14	12	35
59	13	27	19	46	14	10	22
340	43	117	180	366	45	114	207
87	15	24	48	80	19	36	25
1	1	1	1
2,263	273	627	1,363	2,336	454	717	1,165
90	14	17	59	85	11	16	58
..
11	..	5	6
101	14	22	65	85	11	16	58
17	1	4	12	34	4	10	20
29	8	5	16	22	3	7	12
46	9	9	28	56	7	17	32
2,410	296	658	1,456	2,477	472	750	1,255

TABLE
Occupations by Age, Part (A)—

CLASS.	GROUP.	OCCUPATION.	COUNTRY			
			Total.			
			Total.	0—4.	5—14.	15 and over.
1	2	3	28	29	30	31
C. Personal Services.	14	Barbers ...	15,676	1,998	3,695	9,983
		Ear-pickers ...	17	1	...	16
		Washermen ...	19,833	2,295	4,492	13,046
		Water-carriers ...	71	8	8	55
		Cooks ...	368	38	68	262
		In-door servants ...	38,136	3,111	8,255	26,770
		Grooms, coachmen, dog-boys, &c. ...	359	45	49	265
		Door-keepers, &c. ...	12	...	6	6
		Total Sub-order 14 ...	74,472	7,496	16,573	50,403
	15	Hotel-keepers, &c. ...	560	52	191	317
		Rest-house keepers ...	2	2
		Club secretaries
		Total Sub-order 15 ...	562	52	191	319
	16	Sanitary officers of Government
		Sweepers and scavengers.	357	23	118	216
		Total Sub-order 16 ...	357	23	118	216
		Total Class C. ...	75,391	7,571	16,882	50,938

XVII.

Travancore State Summary—(Continued).

—(Continued).

Males.				Females.			
Total.	0-4.	5-14.	15 and over.	Total.	0-4.	5-14.	15 and over.
32	33	34	35	36	37	38	39
7,855	967	1,980	4,908	7,821	1,031	1,715	5,075
10	1	...	9	7	7
8,486	979	1,987	5,520	11,347	1,316	2,505	7,526
39	...	5	34	32	8	3	21
100	2	10	88	268	36	58	174
9,708	1,038	2,718	5,952	28,428	2,073	5,537	20,818
256	23	43	190	103	22	6	75
9	...	4	5	3	...	2	1
26,463	3,010	6,747	16,706	48,009	4,486	9,826	33,697
164	8	39	117	396	44	152	200
2	2
...
166	8	39	119	396	44	152	200
...
190	16	52	122	167	7	66	94
190	16	52	122	167	7	66	94
26,819	3,034	6,838	16,947	48,572	4,537	10,044	33,991

TABLE
Occupations by Age, Part (A)—

OCCUPATION AND CLASS.			STATE			
			Total.			
CLASS.	GROUP.	OCCUPATION.	Total.	0—4.	5—14.	15 and over.
1	2	3	4	5	6	7
D. Preparation and supply of material substances.	17	Cow and buffalo keepers and milk & butter sellers.	709	33	215	461
		Ghee preparers & sellers...	56	7	16	33
		Butchers ...	646	81	91	474
		Fowl and egg sellers ...	47	8	17	22
		Fishermen and fish-curers.	28,885	3,833	6,854	18,198
		Fish dealers ...	26,807	3,074	6,348	17,385
		Total Sub-order 17 ...	57,150	7,036	13,541	36,573
	18	Grain dealers ...	1,084	134	261	689
		Flour preparers & sellers..	53	7	15	31
		Bakers ...	17	17
		Bran sellers ...	49	6	16	27
		Vegetable sellers ...	351	40	55	256
		Fruit sellers ...	9	4	2	3
		Cocoanut dealers ...	1,230	174	315	741
		Confectioners and sweet-meat makers and sellers and cooks (publique) ...	3,051	343	725	1,983
		Sweet-meat pedlars ...	16	...	3	13
		Total Sub-order 18 ...	5,860	708	1,392	3,760

XVII.

Travancore State Summary—(Continued).

TOTAL.

Males.				Females.			
Total.	0-4.	5-14.	15 and over.	Total.	0-4.	5-14.	15 and over.
8	9	10	11	12	13	14	15
224	10	63	151	485	23	152	310
37	3	9	25	19	4	7	8
388	43	25	320	258	38	66	154
29	4	9	16	18	4	8	6
19,132	2,401	4,549	12,182	9,753	1,432	2,305	6,016
10,314	1,091	2,503	6,720	16,493	1,983	3,845	10,665
30,124	3,552	7,158	19,414	27,026	3,484	6,383	17,159
725	91	177	457	359	43	84	232
29	3	8	18	24	4	7	13
13	13	4	4
10	2	5	3	39	4	11	24
149	11	20	118	202	29	35	138
6	2	1	3	3	2	1	...
727	92	178	457	503	82	137	284
1,393	169	363	861	1,658	174	362	1,122
13	...	2	11	3	...	1	2
3,065	370	754	1,941	2,795	338	638	1,819

TABLE
Occupations by Age, Part (A)—

1	2	3	TOWN			
			Total.			
			Total.	0-4.	5-14.	15 and over.
1	2	3	16	17	18	19
D. Preparation and supply of material substances.	17	Cow and buffalo keepers and milk & butter sellers.	180	24	36	70
		Ghee preparers & sellers ..	19	5	5	9
		Butchers ...	259	32	51	176
		Fowl and egg sellers ...	13	2	3	8
		Fishermen & fish-curers...	1,445	312	495	638
		Fish dealers ...	1,413	233	448	732
		Total Sub-order 17 ...	3,279	608	1,038	1,633
	18	Grain dealers ...	486	85	166	235
		Flour preparers & sellers..	22	6	7	9
		Bakers ...	8	8
		Bran sellers ...	18	5	3	10
		Vegetable sellers ...	90	8	17	65
		Fruit sellers ...	5	2	1	2
		Cocconut dealers ...	472	56	87	329
		Confectioners and sweet-meat makers and sellers and cooks (publique) ...	555	95	158	302
		Sweet-meat pedlars ...	16	...	3	13
		Total Sub-order 18 ...	1,672	257	442	973

XVII.

Travancore State Summary—(Continued).

—(Continued).

Males.				Females.			
Total.	0-4.	5-14.	15 and over.	Total.	0-4.	5-14.	15 and over.
20	21	22	23	24	25	26	27
72	4	21	47	58	20	15	23
9	2	3	4	10	3	2	5
114	13	14	87	145	19	37	89
4	1	1	2	9	1	2	6
910	167	315	428	535	145	180	210
822	115	272	435	591	118	176	297
1,931	302	626	1,003	1,348	306	412	630
253	42	86	125	233	43	80	110
8	2	4	2	14	4	3	7
4	4	4	4
4	1	...	3	14	4	3	7
10	10	80	8	17	55
5	2	1	2
62	4	12	46	410	52	75	283
435	70	110	255	120	25	48	47
13	...	2	11	3	...	1	2
794	121	215	458	878	136	227	515

TABLE
Occupations by Age, Part (A)—

CLASS.	GROUP.	OCCUPATION.	COUNTRY			
			Total.			
			Total.	0-4.	5-14.	15 and over.
1	2	3	28	29	30	31
D. Preparation and supply of material substances.	17	Cow and buffalo keepers & milk and butter sellers...	579	9	179	391
		Ghee preparers & sellers..	37	2	11	24
		Butchers ...	387	49	40	298
		Fowl and egg sellers ...	34	6	14	14
		Fishermen & fish curers...	27,440	3,521	6,359	17,560
		Fish dealers ...	25,394	2,841	5,900	16,653
		Total Sub-order 17 ...	53,871	6,428	12,503	34,940
	18	Grain dealers ...	598	49	95	454
		Flour preparers & sellers..	31	1	8	22
		Bakers ..	9	9
		Bran sellers ...	31	1	13	17
		Vegetable sellers ...	261	32	38	191
		Fruit sellers ...	4	2	1	1
		Cocoanut dealers ...	758	118	228	412
		Confectioners and sweet-meat makers & sellers & cooks (publique) ...	2,496	248	567	1,681
		Sweet-meat pedlars
	Total Sub-order 18 ...	4,188	451	950	2,787	

XVII.

Travancore State Summary—(Continued).

—(Continued).

Males.				Females.			
Total.	0-4.	5-14.	15 and over.	Total.	0-4.	5-14.	15 and over.
32	33	34	35	36	37	38	39
152	6	42	104	427	3	137	287
28	1	6	21	9	1	5	3
274	30	11	233	113	19	29	65
25	3	8	14	9	3	6	...
18,222	2,234	4,234	11,754	9,218	1,287	2,125	5,806
9,492	976	2,231	6,285	15,902	1,865	3,669	10,368
28,193	3,250	6,532	18,411	25,678	3,178	5,971	16,529
472	49	91	332	126	...	4	122
21	1	4	16	10	...	4	6
9	9
6	1	5	...	25	...	8	17
139	11	20	108	122	21	18	83
1	1	3	2	1	...
665	88	166	411	93	30	62	1
958	99	253	606	1,538	149	314	1,075
...
2,271	249	539	1,483	1,917	202	411	1,304

TABLE
Occupations by Age, Part (A)—

OCCUPATION AND CLASS.			STATE			
			Total.			
CLASS.	GROUP.	OCCUPATION.	Total.	0—4.	5—14.	15 and over.
1	2	3	4	5	6	7
D. Preparation and supply of material substances.	19	Sharbat preparers and sellers ...	6	...	2	4
		Country-spirits distillers and sellers ...	1,581	240	401	940
		Toddy drawers and sellers.	75,746	10,335	18,047	47,364
		Foreign wine and spirit dealers ...	2	2
		Tea sellers ...	7	2	2	3
		Coffee preparers & sellers..	131	22	25	84
		Sugar sellers ...	24	2	11	11
		Molasses (jaggery, gur, &c.) makers and sellers.	68,395	9,600	15,764	43,031
		Salt prepares and sellers..	1,207	138	233	786
		Grocers and general condiment dealers ...	508	82	105	321
		Betel leaf and arecanut sellers ...	1,222	136	289	797
		Tobacco and snuff manufacturers and sellers ...	4,026	462	982	2,582
		Opium, &c. sellers ...	9	1	3	5
		Total Sub-order 19 ...	152,864	21,020	35,914	95,930
	20	Oil-pressers and sellers ...	14,071	1,761	3,613	8,697
		Oil sellers ...	2,987	412	751	1,824
		Oil-cake dealers ...	677	100	177	400
		Kerosine oil dealers ...	35	7	10	18
		Matches sellers ...	12	5	3	4
		Lamp and lantern makers and sellers ...	25	2	6	17
		Lamp lighting ...	22	3	1	18
		Total Sub-order 20 ...	17,829	2,290	4,561	10,978

XVII.

Travancore State Summary—(Continued).

TOTAL.

Males.				Females.			
Total.	0-4.	5-14.	15 and over.	Total.	0-4.	5-14.	15 and over.
8	9	10	11	12	13	14	15
6	...	2	4
469	87	141	241	1,112	153	260	699
40,675	5,102	9,297	26,276	35,071	5,233	8,750	21,088
2	2
7	2	2	3
70	10	13	47	61	12	12	37
16	1	8	7	8	1	3	4
38,075	4,732	8,657	24,686	30,320	4,868	7,107	18,345
688	78	155	455	519	60	128	331
423	66	84	273	85	16	21	48
585	54	128	403	637	82	161	394
2,385	249	631	1,505	1,641	213	351	1,077
5	...	1	4	4	1	2	1
83,406	10,381	19,119	53,906	69,458	10,639	16,795	42,024
7,874	849	1,924	5,101	6,197	912	1,689	3,596
1,325	167	340	818	1,662	245	411	1,006
526	72	124	380	151	28	53	70
22	4	3	15	13	3	7	3
8	4	1	3	4	1	2	1
15	1	3	11	10	1	3	6
14	...	1	13	8	3	...	5
9,784	1,097	2,396	6,291	8,045	1,193	2,165	4,687

TABLE
Occupations by Age, Part (A)—

CLASS. GROUP.		OCCUPATION.	TOWN				
			Total.				
			Total.	0-4.	5-14.	15 and over.	
1	2	3	16	17	18	19	
D. Preparation and supply of material substances	19	Sharbat preparers and sellers ...	2	2	
		Country-spirits distillers and sellers ...	47	9	13	25	
		Toddy drawers and sellers.	36	9	10	17	
		Foreign wine and spirit dealers ...	2	2	
		Tea sellers ...	7	2	2	3	
		Coffee preparers & sellers.	75	13	12	50	
		Sugar sellers ...	6	...	2	4	
		Molasses (jaggery, gur, &c.) makers and sellers..	347	65	86	196	
		Salt preparers and sellers.	64	7	15	42	
		Grocers and general condiment dealers ...	112	19	32	61	
		Betel-leaf and arecanut sellers ...	148	17	47	84	
		Tobacco and snuff manufacturers and sellers ...	665	122	218	325	
		Opium, &c., sellers ...	9	1	8	5	
		Total Sub-order 19 ...	1,520	264	440	816	
		20	Oil-pressers and sellers ...	372	71	101	200
			Oil sellers ...	689	132	225	332
			Oil-cake dealers ...	83	20	26	37
			Kerosine oil dealers ...	18	4	4	10
			Matches sellers ...	9	3	3	3
			Lamp and lantern makers and sellers ...	23	2	5	16
		Lamp lighting ...	22	3	1	18	
		Total Sub-order 20 ...	1,216	235	365	616	

XVII.

Travancore State Summary—(Continued).

—(Continued).

Males.				Females.			
Total.	0—4.	5—14.	15 and over.	Total.	0—4.	5—14.	15 and over.
20	21	22	23	24	25	26	27
2	2
24	5	7	12	23	4	6	13
16	5	3	8	20	4	7	9
2	2
7	2	2	3
36	5	8	23	39	8	4	27
5	...	2	3	1	1
195	18	55	122	152	47	31	74
40	4	8	28	24	3	7	14
86	15	24	47	26	4	8	14
74	8	19	47	74	9	28	37
265	49	81	135	400	73	137	190
5	...	1	4	4	1	2	1
757	111	210	436	763	153	230	380
168	29	54	85	204	42	47	115
389	57	110	222	300	75	115	110
45	9	14	22	38	11	12	15
13	2	3	8	5	2	1	2
5	2	1	2	4	1	2	1
13	1	2	10	10	1	3	6
14	...	1	13	8	3	...	5
647	100	185	362	569	135	180	254

TABLE
Occupations by Age, Part (A)—

CLASS.	GROUP.	OCCUPATION.	COUNTRY			
			Total.			
			Total.	0-4.	5-14.	15 and over.
1	2	3	28	29	30	31
D. Preparation and supply of material substances.	19	Sharbat preparers and sellers ...	4	...	2	2
		Country-spirits distillers and sellers ...	1,534	231	388	915
		Toddy drawers and sellers.	75,710	10,326	18,037	47,347
		Foreign wine and spirit dealers
		Tea sellers
		Coffee preparers & sellers.	56	9	13	34
		Sugar sellers ...	18	2	9	7
		Molasses (jaggery, gur, &c.) makers and sellers..	68,048	9,535	15,678	42,835
		Salt preparers and sellers.	1,143	131	268	744
		Grocers and general condiment dealers ...	396	63	73	260
		Betel- leaf and arecanut sellers ...	1,074	119	242	713
		Tobacco and snuff manufacturers and sellers ...	3,361	340	764	2,257
		Opium, &c., sellers
		Total Sub-order 19 ...	151,344	20,756	35,474	95,114
	20	Oil-pressers and sellers ...	13,699	1,690	3,512	8,497
		Oil sellers ...	2,298	280	526	1,492
		Oil-cake dealers ...	594	80	151	363
		Kerosine oil dealers ...	17	3	6	8
		Matches sellers ...	3	2	...	1
		Lamp and lantern makers and sellers ...	2	...	1	1
		Lamp lighting
		Total Sub-order 20 ...	16,613	2,055	4,196	10,362

XVII.

Travancore State Summary—(Continued).

—(Continued).

Males.				Females.			
Total.	0-4.	5-14.	15 and over.	Total.	0-4.	5-14.	15 and over.
32	33	34	35	36	37	38	39
4	...	2	2
445	82	134	229	1,089	149	254	686
40,659	5,097	9,294	26,268	35,051	5,229	8,743	21,079
...
...
34	5	5	24	22	4	8	10
11	1	6	4	7	1	3	3
37,880	4,714	8,602	24,564	30,168	4,821	7,076	18,271
648	74	147	427	495	57	121	317
337	51	60	226	59	12	13	34
511	46	109	356	563	73	133	357
2,120	200	550	1,370	1,241	140	214	887
...
82,649	10,270	18,909	53,470	68,695	10,486	16,565	41,644
7,706	820	1,870	5,016	5,993	870	1,642	3,481
936	110	230	596	1,362	170	296	896
481	63	110	308	113	17	41	55
9	2	..	7	8	1	6	1
3	2	...	1
2	...	1	1
...
9,137	997	2,211	5,929	7,476	1,058	1,985	4,433

TABLE
Occupations by Age, Part (A)—

OCCUPATION AND CLASS.			STATE			
			Total.			
CLASS.	GROUP.	OCCUPATION.	Total.	0-4.	5-14.	15 and over.
1	2	3	4	5	6	7
D. Preparation and supply of material substances.	21	Fire-wood and grass gatherers and sellers ...	71	4	10	57
		Fire-wood contractors and dealers ...	389	35	95	259
		Charcoal burners and dealers ...	50	6	10	34
		Hay dealers ...	23	2	3	18
		Total Sub-order 21 ...	533	47	118	368
	22	Brick and tile burners and sellers ...	56	10	15	31
		Lime, chunam and shell burners and sellers ...	1,265	128	321	816
		Thatch dealers and thatchers ...	174	21	46	107
		Total Sub-order 22 ...	1,495	159	382	954
	23	Building contractors ...	378	42	89	247
		Stone workers ...	5,839	604	1,050	4,185
		Masons ...	1,783	139	265	1,379
		Mud wall & roof-builders..	162	22	36	104
		Glaziers ...	41	8	12	21
		Tilers ...	124	34	42	48
Total Sub-order 23 ...	8,327	849	1,494	5,984		
25	Cart-makers and sellers...	3	3	
	Palki-makers ...	3	...	1	2	
	Total Sub-order 25 ...	6	...	1	5	

XVII.

Travancore State Summary—(Continued).

TOTAL.

Males.				Females.			
Total.	0-4.	5-14.	15 and over.	Total.	0-4.	5-14.	15 and over.
8	9	10	11	12	13	14	15
8	3	2	3	63	1	8	54
122	10	29	83	267	25	66	176
19	2	1	16	31	4	9	18
13	...	2	11	10	2	1	7
162	15	34	113	371	32	84	255
30	3	9	18	26	7	6	13
642	66	143	433	623	62	178	383
81	11	22	48	93	10	24	59
753	80	174	499	742	79	208	455
219	17	57	145	159	25	32	102
1,171	102	180	889	4,668	502	870	3,296
624	56	127	441	1,159	83	138	938
88	11	21	56	74	11	15	48
26	4	9	13	15	4	3	8
15	4	2	9	109	30	40	39
2,143	194	396	1,553	6,184	655	1,098	4,431
2	2	1	1
2	...	1	1	1	1
4	...	1	3	2	2

TABLE
Occupations by Age, Part (A)—

CLASS.	GROUP.	OCCUPATION.	TOWN			
			Total.			
			Total.	0-4.	5-14.	15 and over.
1	2	3	16	17	18	19
D. Preparation and supply of material substances.	21	Fire-wood and grass gatherers and sellers ...	5	1	...	4
		Fire-wood contractors and dealers ...	107	18	29	60
		Charcoal burners and dealers
		Hay dealers ...	8	1	2	5
		Total Sub-order 21 ...	120	20	31	69
	22	Brick and tile burners and sellers ...	15	4	3	8
		Lime, chunam and shell burners and sellers ...	35	5	12	18
		Thatch dealers and thatchers ...	34	5	12	17
		Total Sub-order 22 ...	84	14	27	43
	23	Building contractors ...	48	12	9	27
		Stone workers ...	29	7	8	14
		Masons ...	360	50	95	215
		Mud wall and roof-builders.	28	4	11	13
		Glaziers ...	41	8	12	21
		Tilers ...	32	5	9	18
Total Sub-order 23 ...		588	86	144	308	
25	Cart-makers and sellers...	3	3	
	Palki-makers ...	3	...	1	2	
	Total Sub-order 25 ...	6	...	1	5	

XVII.

Travancore State Summary—(Continued).

—(Continued).

Males.				Females.			
Total.	0-4.	5-14.	15 and over.	Total.	0-4.	5-14.	15 and over.
20	21	22	23	24	25	26	27
2	1	...	1	3	3
44	5	12	27	63	13	17	33
...
4	...	1	3	4	1	1	2
50	6	13	31	70	14	18	38
9	2	2	5	6	2	1	3
26	5	8	13	9	...	4	5
18	3	7	8	16	2	5	9
53	10	17	26	31	4	10	17
29	7	7	15	19	5	2	12
17	4	5	8	12	3	3	6
216	34	61	121	144	16	34	94
17	...	6	11	11	4	5	2
26	4	9	13	15	4	3	8
8	1	2	5	24	4	7	13
313	50	90	173	225	36	54	135
2	2	1	1
2	...	1	1	1	1
4	...	1	3	2	2

TABLE
Occupations by Age, Part (A)—

1	2	3	COUNTRY			
			Total.			
			Total.	0-4.	5-14.	15 and over.
4	5	6	7	8	9	
D. Preparation and supply of material substances.	21	Fire-wood and grass gatherers and sellers ...	66	3	10	53
		Fire-wood contractors and dealers ...	282	17	66	199
		Charcoal burners and dealers ...	50	6	10	34
		Hay dealers ...	15	1	1	13
		Total Sub-order 21 ...	413	27	87	299
	22	Brick and tile burners and sellers ...	41	6	12	23
		Lime, chunam and shell burners and sellers ...	1,230	123	309	798
		Thatch dealers and thatchers ...	140	16	34	90
		Total Sub-order 22 ...	1,411	145	355	911
	23	Building contractors ...	330	30	80	220
		Stone workers ...	5,810	597	1,042	4,171
		Masons ...	1,423	89	170	1,164
		Mud wall & roof-builders ...	134	18	25	91
		Glaziers
		Tilers ...	92	29	33	30
	Total Sub-order 23 ...	7,789	763	1,350	5,676	
25	Cart-makers and sellers...	
	Palki-makers	
	Total Sub-order 25	

TABLE
Occupations by Age, Part (A)—

OCCUPATION AND CLASS.			STATE			
			Total.			
CLASS.	GROUP.	OCCUPATION.	Total.	0—4.	5—14.	15 and over.
1	2	3	4	5	6	7
D. Preparation and supply of material substances.	26	Shipwrights and boat-builders, &c. ...	142	16	35	91
		Canoe diggers, &c. ...	603	69	161	373
		Total Sub-order 26 ...	745	85	196	464
	27	Paper makers and palm-leaf binders ...	26	6	5	15
		Stationers ...	27	3	13	11
		Total Sub-order 27 ...	53	9	18	26
	28	Press proprietors and printers ...	214	36	66	112
		Book-binders ...	90	20	25	45
		Book-sellers ...	26	...	2	24
		Newspaper proprietors ...	1	1
		Picture dealers ...	1	1
		Total Sub-order 28 ...	332	56	93	183
	29	Watch and clock-makers...	34	3	10	21
	30	Wood and ebony carvers...	2	2
		Ivory carvers ...	168	27	50	91
Turners ...		1,239	223	406	610	
Engravers ...		99	5	32	62	
Total Sub-order 30 ...		1,508	255	488	765	

XVII.

Travancore State Summary—(Continued).

TOTAL.

Males.				Females.			
Total.	0-4.	5-14.	15 and over.	Total.	0-4.	5-14.	15 and over.
8	9	10	11	12	13	14	15
79	6	20	53	63	10	15	38
143	11	23	109	460	58	138	264
222	17	43	162	523	68	153	302
17	2	3	12	9	4	2	3
19	2	9	8	8	1	4	3
36	4	12	20	17	5	6	6
103	17	26	60	111	19	40	52
57	5	22	30	33	15	3	15
17	...	2	15	9	9
1	1
1	1
179	22	50	107	153	34	43	76
18	...	6	12	16	3	4	9
2	2
66	12	22	32	102	15	28	59
733	78	289	366	506	145	117	244
50	2	22	26	49	3	10	36
851	92	333	426	657	163	155	339

TABLE
Occupations by Age, Part (A)—

CLASS.	GROUP.	OCCUPATION.	TOWN			
			Total.			
			Total.	0-4.	5-14.	15 and over.
1	2	3	16	17	18	19
D. Preparation and supply of material substances.	26	Shipwrights and boat-builders, &c.
		Canoe diggers, &c.	5	...	1	4
		Total Sub-order 26 ..	5	...	1	4
	27	Paper-makers and palm-leaf binders
		Stationers	14	3	7	4
		Total Sub-order 27 ...	14	3	7	4
	28	Press proprietors and printers	202	32	63	107
		Book-binders	51	7	20	24
		Book-sellers	22	...	2	20
		Newspaper proprietors ...	1	1
		Picture dealers ..	1	1
		Total Sub-order 28 ..	277	39	85	153
	29	Watch and clock-makers...	34	3	10	21
	30	Wood and ebony carvers..	2	2
		Ivory carvers	56	12	17	27
		Turners	314	43	121	150
	Engravers	51	5	19	27	
	Total Sub-order 30 ...	423	60	157	206	

XVII.

Travancore State Summary—(Continued).

—(Continued).

Males.				Females.			
Total.	0-4.	5-14.	15 and over.	Total.	0-4.	5-14.	15 and over.
20	21	22	23	24	25	26	27
...
2	2	3	...	1	2
2	2	3	...	1	2
...
10	2	5	3	4	1	2	1
10	2	5	3	4	1	2	1
97	15	24	58	105	17	39	49
37	4	18	15	14	3	2	9
15	...	2	13	7	7
1	1
1	1
151	19	44	88	126	20	41	65
18	...	6	12	16	3	4	9
2	2
26	5	8	13	30	7	9	14
149	18	57	74	165	25	64	76
28	2	12	14	23	3	7	13
205	25	77	103	218	35	80	103

TABLE
Occupations by Age, Part (A)—

CLASS.	GROUP.	OCCUPATION.	COUNTRY			
			Total.			
			Total.	0-4.	5-14.	15 and over.
1	2	3	28	29	30	31
D. Preparation and supply of material substances.	26	Shipwrights and boat-builders, &c. ...	142	16	35	91
		Canoe diggers, &c. ...	598	69	160	389
		Total Sub-order 26 ...	740	85	195	460
	27	Paper makers and palm-leaf binders ...	26	6	5	15
		Stationers ...	13	...	6	7
		Total Sub-order 27 ...	39	6	11	22
	28	Press proprietors and printers ...	12	4	3	5
		Book-binders ...	39	13	5	21
		Book-sellers ...	4	4
		Newspaper proprietors
		Picture dealers
		Total Sub-order 28 ...	55	17	8	30
	29	Watch and clock-makers..
	30	Wood and ebony carvers..
		Ivory carvers ...	112	15	33	64
	Turners ...	925	180	285	460	
	Engravers ...	48	...	13	35	
	Total Sub-order 30 ...	1,085	195	331	559	

XVII.

Travancore State Summary—(Continued).

—(Continued).

Males.				Females.			
Total.	0-4.	5-14.	15 and over.	Total.	0-4.	5-14.	15 and over.
32	33	34	35	36	37	38	39
79	6	20	53	63	10	15	38
141	11	23	107	457	58	137	262
220	17	43	160	520	68	152	300
17	2	3	12	9	4	2	3
9	...	4	5	4	...	2	2
26	2	7	17	13	4	4	5
6	2	2	2	6	2	1	3
20	1	4	15	19	12	1	6
2	2	2	2
...
...
28	3	6	19	27	14	2	11
...
...
40	7	14	19	72	8	19	45
584	60	232	292	341	120	53	168
22	...	10	12	26	...	3	23
646	67	256	323	439	128	75	236

TABLE
Occupations by Age, Part (A)—

OCCUPATION AND CLASS.			STATE			
			Total.			
CLASS.	GROUP.	OCCUPATION.	Total.	0—4.	5—14.	15 and over.
1	2	3	4	5	6	7
D. Preparation and supply of material substances.	31	Toy and kite makers and sellers ...	8	2	1	5
	32	Conch dealers and drum makers ...	3	3
	33	Bangle-sellers in lac ...	16	16
		Flower garland makers and sellers ...	60	13	17	30
		Sacred thread makers and sellers ...	44	8	10	26
		Total Sub-order 33 ...	120	21	27	72
	34	Upholsterers ...	11	2	4	5
		Furniture makers ...	43	7	14	27
		Looking-glass sellers ...	3	3
		Total Sub-order 34 ...	62	9	18	35
	35	Whip, goad, &c., makers...	9	1	1	7
	36	Knife and tool makers ...	16	2	5	9
		Knife and tool grinders ...	39	7	10	22
		Mechanic (not Railway)...	22	...	1	21
		Total Sub-order 36 ...	77	9	16	52
	37	Gun makers ...	4	4
		Ammunition and cap dealers ...	7	2	...	5
		Gunpowder makers and sellers ...	6	1	1	4
		Fire-work makers ...	82	11	18	53
		Sword makers and sellers.	5	...	1	4
Total Sub-order 37 ...		104	14	20	70	

XVII.

Travancore State Summary—(Continued).

TOTAL.

Males.				Females.			
Total.	0-4.	5-14.	15 and over.	Total.	0-4.	5-14.	15 and over.
8	9	10	11	12	13	14	15
5	1	1	3	3	1	...	2
3	3
16	16
36	9	11	16	24	4	6	14
22	4	3	15	22	4	7	11
74	13	14	47	46	8	13	25
5	1	1	3	6	1	3	2
23	3	7	13	25	4	7	14
2	2	1	1
30	4	8	18	32	5	10	17
7	1	1	5	2	2
12	1	3	8	4	1	2	1
26	3	9	14	13	4	1	8
18	...	1	17	4	4
56	4	13	39	21	5	3	13
3	3	1	1
7	2	...	5
6	1	1	4
43	3	10	30	39	8	8	23
3	...	1	2	2	2
62	6	12	44	42	8	8	26

TABLE
Occupations by Age, Part (A)—

CLASS.	GROUP.	OCCUPATION.	TOWN			
			Total.			
			Total.	0-4.	5-14.	15 and over.
1	2	3	16	17	18	19
D. Preparation and supply of material substances.	31	Toy and kite makers and sellers ..	8	2	1	5
	32	Conch dealers and drum makers ...	3	3
	33	Bangle-sellers in lac ...	8	8
		Flower garland makers and sellers ..	26	7	7	12
		Sacred thread makers and sellers ...	24	7	4	13
		Total Sub-order 33 ...	58	14	11	33
	34	Upholsterers ...	11	2	4	5
		Furniture-makers ...	48	7	14	27
		Looking-glass sellers ...	3	3
		Total Sub-order 34 ...	62	9	18	35
	35	Whip, goad, &c., makers...
	36	Knife and tool makers ...	11	2	4	5
		Knife and tool grinders ...	12	3	2	7
		Mechanic (not Railway)
		Total Sub-order 36 ...	23	5	6	12
	37	Gun-makers ...	4	4
		Ammunition and cap dealers ...	7	2	...	5
		Gunpowder makers and sellers ...	6	1	1	4
		Fire-work makers ...	31	6	7	18
Sword makers and sellers.		5	...	1	4	
Total Sub-order 37 ...		53	9	9	35	

XVII.

Travancore State Summary—(Continued).

—(Continued).

Males.				Females.			
Total.	0-4.	5-14.	15 and over.	Total.	0-4.	5-14.	15 and over.
20	21	22	23	24	25	26	27
5	1	1	3	3	1	...	2
3	3
8	8
16	4	5	7	10	3	2	5
12	3	1	8	12	4	3	5
36	7	6	23	22	7	5	10
5	1	1	3	6	1	3	2
23	3	7	13	25	4	7	14
2	2	1	1
30	4	8	18	32	5	10	17
...
8	1	2	5	3	1	2	...
6	1	1	4	6	2	1	3
...
14	2	3	9	9	3	3	3
3	3	1	1
7	2	...	5
6	1	1	4
11	2	4	5	20	4	3	13
3	...	1	2	2	2
30	5	6	19	23	4	3	16

TABLE
Occupations by Age, Part (A)—

CLASS.	GROUP.	OCCUPATION.	COUNTRY			
			Total.			
			Total.	0-4.	5-14.	15 and over.
1	2	3	28	29	30	31
D. Preparation and supply of material substances.	31	Toy and kite makers and sellers
	32	Conch dealers and drum makers
	33	Bangle-sellers in lac ...	8	8
		Flower garland makers and sellers ...	34	6	10	18
		Sacred thread makers and sellers ...	20	1	6	13
		Total Sub-order 33 ...	62	7	16	39
	34	Upholsterers
		Furniture-makers
		Looking-glass sellers
		Total Sub-order 34
	35	Whip, goad, &c., makers...	9	1	1	7
	36	Knife and tool makers ..	5	...	1	4
		Knife and tool grinders ...	27	4	8	15
		Mechanic (not Railway)...	22	...	1	2L
		Total Sub-order 36 ...	54	4	10	40
	37	Gun-makers
		Ammunition and cap dealers
		Gunpowder makers and sellers
		Fire-work makers ...	51	5	11	35
		Sword makers and sellers.
	Total Sub-order 37 ...	51	5	11	35	

XVII.

Travancore State Summary—(Continued).

—(Continued).

Males.				Females.			
Total.	0-4.	5-14.	15 and over.	Total.	0-4.	5-14.	15 and over.
32	33	34	35	36	37	38	39
...
...
8	8
20	5	6	9	14	1	4	9
10	1	2	7	10	...	4	6
38	6	8	24	24	1	8	15
...
...
...
7	1	1	5	2	2
4	...	1	3	1	1
20	2	8	10	7	2	...	5
18	...	1	17	4	4
42	2	10	30	12	2	...	10
...
...
32	1	6	25	19	4	5	10
...
32	1	6	25	19	4	5	10

TABLE
Occupations by Age, Part (A)—

CLASS, GROUP.		OCCUPATION AND CLASS.	STATE			
			Total.			
1	2	OCCUPATION.	Total.	0-4.	5-14.	15 and over.
1	2	3	4	5	6	7
D. Preparation and supply of material substances.	38	Woollen-cloth dealers ...	6	2	...	4
	39	Silk dealers ...	8	3	3	2
	40	Cotton cleaners and pressers ...	11	5	2	4
		Cotton-carpet sellers ...	3	...	1	2
		Cotton spinners, &c. ...	3,963	458	886	2,619
		Cotton-weavers, mill-owners and managers ...	32,074	3,756	7,950	20,368
		Cotton Factory hands ...	325	31	82	212
		Tape and cotton sellers ...	316	43	95	178
		Total Sub-order 40 ...	36,692	4,293	9,016	23,383
	41	Flax-spinners, weavers and sellers ...	148	27	35	86
		Hemp-rope makers and sellers ...	79	18	16	45
		Net makers and sellers ..	1,766	218	415	1,133
		Coir preparers, manufacturers and sellers ...	26,713	2,414	5,342	18,957
		Total Sub-order 41 ...	28,706	2,677	5,808	20,221
	42	Tailors ...	5,559	708	1,445	3,406
		Hat, cap, turban makers and sellers ...	14	5	2	7
		Turban-binders ...	12	4	2	6
		Umbrella makers and sellers ...	6,471	851	1,863	3,757
		Lace sellers ...	3	3
		Button sellers ...	1	1
Piece-goods dealers ...		2,859	360	663	1,836	
Total Sub-order 42 ...		14,919	1,928	3,975	9,016	

XVII.

Travancore State Summary--(Continued)

TOTAL.

Males.				Females.			
Total.	0-4.	5-14.	15 and over.	Total.	0-4.	5-14.	15 and over.
8	9	10	11	12	13	14	15
4	2	...	2	2	2
5	1	3	1	3	2	...	1
6	2	1	3	5	3	1	1
3	...	1	2
1,009	129	297	583	2,954	329	589	2,036
17,664	1,840	4,481	11,343	14,410	1,916	3,469	9,025
158	14	46	98	167	17	36	114
126	11	35	80	190	32	60	98
18,966	1,996	4,861	12,109	17,726	2,297	4,155	11,274
87	17	25	45	61	10	10	41
65	14	13	38	14	4	3	7
923	111	206	606	843	107	209	527
7,368	612	1,442	5,314	19,345	1,802	3,900	13,643
8,443	754	1,686	6,003	20,263	1,923	4,122	14,218
2,466	321	705	1,440	3,093	387	740	1,966
6	2	1	3	8	3	1	4
4	...	1	3	8	4	1	3
3,434	451	921	2,062	3,037	400	942	1,695
2	2	1	1
1	1
1,941	231	447	1,263	918	129	216	573
7,854	1,005	2,075	4,774	7,065	923	1,900	4,242

TABLE
Occupations by Age, Part (A)—

CLASS.		GROUP.	OCCUPATION.	TOWN			
				Total.			
				Total.	0-4.	5-14.	15 and over.
1	2	3	16	17	18	19	
D. Preparation and supply of material substances.	38	Woollen-cloth dealers ...	6	2	..	4	
	39	Silk-dealers ...	8	3	3	2	
	40	Cotton cleaners and pressers ...	11	5	2	4	
		Cotton-carpet sellers ...	3	..	1	2	
		Cotton spinners, &c. ...	527	103	164	260	
		Cotton weavers, mill-owners and managers ..	1,236	295	360	581	
		Cotton Factory hands ...	107	22	26	59	
		Tape and cotton sellers ...	151	24	31	96	
		Total Sub-order 40 ...	2,035	449	584	1,002	
	41	Flax-spinners, weavers and sellers ...	57	7	14	36	
		Hemp-rope makers and sellers ...	16	6	4	6	
		Net-makers and sellers ...	15	3	7	5	
		Coir preparers, manufacturers and sellers ...	380	80	127	173	
		Total Sub-order 41 ...	468	96	152	220	
	42	Tailors ...	551	89	129	333	
		Hat, cap, turban makers and sellers ...	9	3	2	4	
		Turban-binders ...	7	2	2	3	
		Umbrella makers and sellers ...	128	22	43	63	
		Lace-sellers ...	3	3	
		Button-sellers ...	1	1	
Piece-goods dealers ...		631	119	189	323		
Total Sub-order 42 ...		1,330	235	365	730		

XVII.

Travancore State Summary—(Continued).

—(Continued).

Males.				Females.			
Total.	0-4.	5-14.	15 and over.	Total.	0-4.	5-14.	15 and over.
20	21	22	23	24	25	26	27
4	2	...	2	2	2
5	1	3	1	3	2	...	1
6	2	1	3	5	3	1	1
3	...	1	2
287	45	117	125	240	58	47	135
633	127	173	333	603	168	187	248
72	14	17	41	35	8	9	18
83	8	17	58	68	16	14	38
1,084	196	326	562	951	253	258	440
28	3	8	17	29	4	6	19
10	4	3	3	6	2	1	3
7	2	3	2	8	1	4	3
182	42	56	84	198	38	71	89
227	51	70	106	241	45	82	114
214	31	61	122	337	58	68	211
5	2	1	2	4	1	1	2
3	...	1	2	4	2	1	1
65	11	22	32	63	11	21	31
2	2	1	1
1	1
360	73	92	195	271	46	97	128
650	117	177	356	680	118	188	374

TABLE
Occupations by Age, Part (A)—

CLASS.	GROUP.	OCCUPATION.	COUNTRY			
			Total.			
			Total.	0-4.	5-14.	15 and over.
1	2	3	28	29	30	31
D. Preparation and supply of material substances.	38	Woollen-cloth dealers
	39	Silk-dealers
	40	Cotton cleaners and pressers
		Cotton-carpet sellers
		Cotton spinners, &c. ...	3,436	355	722	2,359
		Cotton weavers, mill-owners and managers ...	30,838	3,461	7,590	19,787
		Cotton Factory hands ...	218	9	56	153
		Tape and cotton sellers ...	165	19	64	82
		Total Sub-order 40 ...	34,657	3,844	8,432	22,381
	41	Flax-spinners, weavers and sellers ...	91	20	21	50
		Hemp-rope makers and sellers ...	63	12	12	39
		Net-makers and sellers ...	1,751	215	408	1,128
		Coir preparers, manufacturers and sellers ...	26,333	2,334	5,215	18,784
		Total Sub-order 41 ...	28,238	2,581	5,656	20,001
	42	Tailors ...	5,008	619	1,316	3,073
		Hat, cap, turban makers and sellers ...	5	2	...	3
		Turban-binders ...	5	2	...	3
		Umbrella makers and sellers ...	6,343	829	1,820	3,694
		Lace-sellers
		Button sellers
		Piece-goods dealers ...	2,228	241	474	1,513
		Total Sub-order 42 ...	13,589	1,693	3,610	8,286

XVII.

Travancore State Summary—(Continued).

—(Continued).

Males.				Females.			
Total.	0—4.	5—14.	15 and over.	Total.	0—4.	5—14.	15 and over.
32	33	34	35	36	37	38	39
...
...
...
722	84	180	458	2,714	271	542	1,901
17,031	1,713	4,308	11,010	13,807	1,748	3,282	8,777
86	...	29	57	132	9	27	96
43	3	18	22	122	16	46	60
17,882	1,800	4,535	11,547	16,775	2,044	3,897	10,834
59	14	17	28	32	6	4	22
55	10	10	35	8	2	2	4
916	109	203	604	835	106	205	524
7,186	570	1,386	5,230	19,147	1,764	3,829	13,554
8,216	703	1,616	5,897	20,022	1,878	4,040	14,104
2,252	290	644	1,318	2,756	329	672	1,755
1	1	4	2	...	2
1	1	4	2	...	2
3,369	440	899	2,030	2,974	389	921	1,664
...
1,581	158	355	1,068	647	83	119	445
7,204	888	1,898	4,418	6,385	805	1,712	3,868

TABLE
Occupations by Age, Part (A)—

OCCUPATION AND CLASS.			STATE				
			Total.				
CLASS.	GROUP.	OCCUPATION.	Total.	0-4.	5-14.	15 and over.	
1	2	3	4	5	6	7	
D. Preparation and supply of material substances.	43	Gold and silver dealers ..	346	37	95	214	
		Gold and silver workers...	19,140	2,484	4,585	12,071	
		Goldsmiths' dust washers.	46	7	15	24	
		Enamellers ...	5	...	1	4	
		Gold and silver braid makers ...	17	1	5	11	
		Diamond polishers and dealers ...	2	2	
		Ruby workers ..	39	7	16	16	
		Ruby and emerald, &c., dealers ...	3	3	
		Pearl and other precious stone dealers ...	21	2	2	17	
		Coral dealers ...	32	7	9	16	
		Total Sub-order 43 ...	19,651	2,545	4,728	12,378	
		44	Brass workers and sellers.	23	1	10	12
			Copper workers & sellers..	134	14	36	84
	Bell metal workers and sellers ...		2,634	338	639	1,657	
	General workers in brass, copper and bell metal ...		87	11	27	49	
	Brass and copper dealers..		3	3	
	Total Sub-order 44 ...		2,881	364	712	1,805	

XVII.

Travancore State Summary—(Continued).

TOTAL.

Males.				Females.			
Total.	0-4.	5-14.	15 and over.	Total.	0-4.	5-14.	15 and over.
8	9	10	11	12	13	14	15
251	24	78	149	95	13	17	65
10,001	1,183	2,361	6,457	9,189	1,301	2,224	5,614
25	4	7	14	21	3	8	10
2	2	3	...	1	2
10	...	3	7	7	1	2	4
2	2
20	3	9	8	19	4	7	8
3	3
12	12	9	2	2	5
24	3	8	13	8	4	1	3
10,350	1,217	2,466	6,667	9,301	1,328	2,262	5,711
15	...	8	7	8	1	2	5
107	12	29	66	27	2	7	18
1,458	151	329	978	1,176	187	310	679
58	4	19	35	29	7	8	14
3	3
1,641	167	385	1,089	1,240	197	327	716

TABLE
Occupations by Age. Part (A)—

1	2	3	TOWN			
			Total.			
			Total.	0-4.	5-14.	15 and over.
1	2	3	16	17	18	19
D. Preparation and supply of material substances.	43	Gold and silver dealers ...	24	7	5	12
		Gold and silver workers...	1,583	244	386	953
		Goldsmiths' dust washers.	13	4	5	4
		Enamellers ...	5	...	1	4
		Gold and silver-braid makers ...	2	2
		Diamond polishers and dealers ...	1	1
		Ruby workers ...	9	2	4	8
		Ruby and emerald, &c., dealers ...	1	1
		Pearl and other precious stone dealers ...	3	3
		Coral dealers ...	6	2	2	2
		Total Sub-order 43 ...	1,647	259	403	985
	44	Brass-workers and sellers.	11	1	3	7
		Copper workers & sellers..	48	5	12	31
		Bell-metal workers and sellers ...	360	76	95	189
	General workers in brass, copper and bell metal ...	33	7	6	20	
	Brass and copper dealers..	1	1	
	Total Sub-order 44 ...	453	89	116	248	

XVII.

Travancore State Summary—(Continued).

—(Continued).

Males.				Females.			
Total.	0—4.	5—14.	15 and over.	Total.	0—4.	5—14.	15 and over.
20	21	22	23	24	25	26	27
14	4	3	7	10	3	2	5
722	157	182	383	861	87	204	570
8	2	3	3	5	2	2	1
2	2	3	...	1	2
1	1	1	1
1	1
5	1	2	2	4	1	2	1
1	1
2	2	1	1
4	2	1	1	2	...	1	1
760	166	191	403	887	93	212	582
7	...	2	5	4	1	1	2
25	4	8	13	23	1	4	18
164	29	37	98	196	47	58	91
25	4	3	18	8	3	3	2
1	1
222	37	50	135	231	52	66	113

TABLE
Occupations by Age, Part (A)—

1	2	3	COUNTRY			
			Total.			
			Total.	0-4.	5-14.	15 and over.
			28	29	30	31
D. Preparation and supply of material substances.	43	Gold and silver dealers ...	322	30	90	202
		Gold and silver workers...	17,557	2,240	4,199	11,118
		Goldsmith's dust washers.	33	3	10	20
		Enamellers
		Gold and silver-braid makers ...	15	1	5	9
		Diamond polishers and dealers ...	1	1
		Ruby workers ...	30	5	12	13
		Ruby and emerald, &c., dealers ...	2	2
		Pearl and other precious stone dealers ...	18	2	2	14
		Coral dealers ...	26	5	7	14
		Total Sub-order 43 ...	18,004	2,286	4,325	11,393
	44	Brass-workers and sellers.	12	...	7	5
		Copper workers & sellers..	86	9	24	53
		Bell-metal workers and sellers ...	2,274	262	544	1,468
		General workers in brass, copper and bell metal ...	54	4	21	29
	Brass and dealers ...	2	2	
	Total Sub-order 44 ...	2,428	275	596	1,557	

XVII.

Travancore State Summary -- (Continued).

--(Continued).

Males.				Females.			
Total.	0-4.	5-14.	15 and over.	Total.	0-4.	5-14.	15 and over.
32	33	34	35	36	37	38	39
237	20	75	142	85	10	15	60
9,279	1,026	2,179	6,074	8,278	1,214	2,020	5,044
17	2	4	11	16	1	6	9
...
9	...	3	6	6	1	2	3
1	1
15	2	7	6	15	3	5	7
2	2
10	10	8	2	2	4
20	1	7	12	6	4	...	2
9,590	1,051	2,275	6,264	8,414	1,235	2,050	5,129
8	...	6	2	4	...	1	3
82	8	21	53	4	1	3	...
1,294	122	292	880	980	140	252	588
33	...	16	17	21	4	5	12
2	2
1,419	180	335	954	1,009	145	261	603

TABLE
Occupations by Age, Part (A)—

OCCUPATION AND CLASS.			STATE			
			Total.			
CLASS.	GROUP.	OCCUPATION.	Total.	0-4.	5-14.	15 and over.
1	2	3	4	5	6	7
D. Preparation and supply of material substances.	45	Tin workers and sellers ...	60	4	12	44
		Tinfoil sellers ...	6	2	2	2
		Zinc workers and sellers. .	13	5	3	5
		Lead and quicksilver workers and sellers ...	91	14	24	53
		General workers in lead and zinc ...	27	7	9	11
		Total Sub-order 45 ...	197	32	50	115
	46	Iron and steel sellers ...	91	5	26	60
		Blacksmiths ...	19,308	2,416	4,859	12,033
		Iron & hardware dealers...	84	15	22	47
		Lock makers and sellers...	4	...	2	2
	Total Sub-order 46 ...	19,487	2,436	4,909	12,142	
	47	Bottle dealers ...	9	2	3	4
		Glass and chinaware dealers ...	30	4	11	15
		Total Sub-order 47 ...	39	6	14	19
	48	Potters and pot-makers and sellers ...	5,504	661	1,311	3,532
		Grind-stone, mill-stone, &c., makers and sellers...	6	2	1	3
		Pestle & mortar makers and sellers ...	6	1	2	3
		Total Sub-order 48 ...	5,516	664	1,314	3,538
	49	Timber & bamboo dealers.	693	93	178	422
		Wood-cutters & sawyers...	4,888	659	1,173	3,056
Carpenters ...		39,534	5,411	9,980	24,143	
Box makers and sellers ...		241	8	105	128	
Total Sub-order 49 ...		45,356	6,171	11,436	27,749	

XVII.

Travancore State Summary—(Continued).

TOTAL.

Males.				Females.			
Total.	0-4.	5-14.	15 and over.	Total.	0-4.	5-14.	15 and over.
8	9	10	11	12	13	14	15
39	...	9	30	21	4	3	14
4	1	2	1	2	1	...	1
5	1	2	2	8	4	1	3
21	...	3	18	70	14	21	35
18	3	7	8	9	4	2	3
87	5	23	59	110	27	27	56
74	2	22	50	17	3	4	10
10,239	1,204	2,531	6,504	9,069	1,212	2,328	5,529
55	8	14	33	29	7	8	14
4	...	2	2
10,372	1,214	2,569	6,589	9,115	1,222	2,340	5,553
5	1	2	2	4	1	1	2
14	3	4	7	16	1	7	8
19	4	6	9	20	2	8	10
2,718	296	667	1,755	2,786	365	644	1,777
4	1	1	2	2	1	...	1
4	1	1	2	2	...	1	1
2,726	298	669	1,759	2,790	366	645	1,779
464	54	100	310	229	39	78	112
2,227	269	556	1,402	2,661	390	617	1,654
20,674	2,551	5,123	13,000	18,860	2,860	4,857	11,143
43	5	12	26	198	3	93	102
23,408	2,879	5,791	14,738	21,948	3,292	5,645	13,011

TABLE
Occupations by Age, Part (A)—

1	2	3	TOWN			
			Total.			
			Total.	0-4.	5-14.	15 and over.
CLASS.	GROUP.		16	17	18	19
D. Preparation and supply of material substances.	45	Tin workers and sellers ...	32	4	7	21
		Tinfoil sellers ...	6	2	2	2
		Zinc workers and sellers...	7	3	2	2
		Lead and quicksilver workers and sellers ...	43	4	10	29
		General workers in lead and zinc ...	15	4	7	4
		Total Sub-order 45 ...	103	17	28	58
	46	Iron and steel sellers ...	24	3	7	14
		Blacksmiths ..	892	207	264	421
		Iron & hardware dealers.	20	4	7	9
		Lock makers and sellers..	4	...	2	2
	Total Sub-order 46 ...	940	214	280	446	
	47	Bottle dealers ...	9	2	3	4
		Glass & chinaware dealers.	10	3	3	4
		Total Sub-order 47 ...	19	5	6	8
	48	Potters and pot-makers and sellers ...	801	160	311	330
		Grind-stone, mill-stone, &c., makers and sellers..
		Pestle and mortar makers and sellers
		Total Sub-order 48 ...	801	160	311	330
	49	Timber & bamboo dealers.	54	8	15	31
		Wood-cutters and sawyers.	293	49	113	131
Carpenters ...		1,525	234	581	660	
Box-makers and sellers ...		46	6	15	25	
Total Sub-order 49 ...		1,918	347	724	847	

XVII.

Travancore State Summary—(Continued).

—(Continued).

Males.				Females.			
Total.	0-4.	5-14.	15 and over.	Total.	0-4.	5-14.	15 and over.
20	21	22	23	24	25	26	27
24	...	6	18	8	4	1	3
4	1	2	1	2	1	...	1
4	1	2	1	3	2	...	1
16	...	2	14	27	4	8	15
10	2	5	3	5	2	2	1
58	4	17	37	45	13	11	21
20	2	5	13	4	1	2	1
484	110	141	233	408	97	123	188
10	2	4	4	10	2	3	5
4	...	2	2
518	114	152	252	422	100	128	194
5	1	2	2	4	1	1	2
5	2	2	1	5	1	1	3
10	3	4	3	9	2	2	5
417	96	167	154	384	64	144	176
...
...
417	96	167	154	384	64	144	176
30	4	8	18	24	4	7	13
162	19	56	87	131	30	57	44
801	132	297	372	724	152	284	288
30	4	8	18	16	2	7	7
1,023	159	369	495	895	188	355	352

TABLE
Occupations by Age, Part (A)—

CLASS. GROUP.	OCCUPATION.	COUNTRY				
		Total.				
		Total.	0-4.	5-14.	15 and over.	
1	2	3	28	29	30	31
D. Preparation and supply of material substances.	45	Tin workers and sellers ...	28	...	5	23
		Tinfoil sellers
		Zinc-workers and sellers...	6	2	1	3
		Lead and quicksilver workers and sellers ...	48	10	14	24
		General workers in lead and zinc ...	12	3	2	7
		Total Sub-order 45 ...	94	15	22	57
	46	Iron and steel sellers ...	67	2	19	46
		Blacksmiths ...	18,416	2,209	4,595	11,612
		Iron & hardware dealers...	64	11	15	38
		Lock makers and sellers...
		Total Sub-order 46 ...	18,547	2,222	4,629	11,696
	47	Bottle-dealers
		Glass & chinaware dealers..	20	1	8	11
		Total Sub-order 47 ...	20	1	8	11
	48	Potters and pot-makers and sellers ...	4,703	501	1,000	3,202
		Grind-stone, mill-stone, &c., makers and sellers.	6	2	1	3
		Pestle and mortar makers and sellers ...	6	1	2	3
		Total Sub-order 48 ...	4,715	504	1,003	3,208
	49	Timber & bamboo dealers.	639	85	163	391
		Wood-cutters and sawyers.	4,595	610	1,060	2,925
	Carpenters ...	38,009	5,127	9,399	23,483	
	Box-makers and sellers ...	195	2	90	103	
	Total Sub-order 49 ...	43,438	5,824	10,712	26,902	

XVII.

Travancore State Summary — (Continued).

—(Continued).

Males.				Females.			
Total.	0-4.	5-14.	15 and over.	Total.	0-4.	5-14.	15 and over.
32	33	34	35	36	37	38	39
15	...	3	12	13	...	2	11
...
1	1	5	2	1	2
5	...	1	4	43	10	13	20
8	1	2	5	4	2	...	2
29	1	6	22	65	14	16	35
54	...	17	37	13	2	2	9
9,755	1,094	2,390	6,271	8,661	1,115	2,205	5,341
45	6	10	29	19	5	5	9
...
9,854	1,100	2,417	6,337	8,693	1,122	2,212	5,359
...
9	1	2	6	11	...	6	5
9	1	2	6	11	...	6	5
2,301	200	500	1,601	2,402	301	500	1,601
4	1	1	2	2	1	...	1
4	1	1	2	2	...	1	1
2,309	202	502	1,605	2,406	302	501	1,603
434	50	92	292	205	35	71	99
2,065	250	500	1,315	2,530	360	560	1,610
19,873	2,419	4,826	12,628	18,136	2,708	4,573	10,855
13	1	4	8	182	1	86	95
22,385	2,720	5,422	14,243	21,053	3,104	5,290	12,659

TABLE
Occupations by Age, Part (A)—

OCCUPATION AND CLASS.			STATE			
			Total.			
CLASS.	GROUP.	OCCUPATION.	Total.	0—4.	5—14.	15 and over.
1	2	3	4	5	6	7
D. Preparation and supply of material substances.	50	Rattan workers and sellers.	140	9	37	94
		Basket weavers and win- nowing fan makers and sellers ...	7,913	1,699	2,343	3,871
		Mat makers and sellers ...	1,145	139	279	727
		Leaf-plate sellers ...	77	16	19	42
		Leaf-fan makers & sellers.	98	4	28	66
		Comb makers and sellers..	50	7	16	27
		Broom sellers ...	23	5	7	11
		Total Sub-order 50 ...	9,446	1,879	2,729	4,838
	51	Wax, honey and general forest produce collectors and sellers ...	39	8	11	20
		52	Druggists ...	131	16	33
	Kanku or red-powder pre- parers and sellers ...		12	1	1	10
	Perfume sellers ...		6	1	...	5
	Total Sub-order 52 ...		149	18	34	97
	53	Tanners, &c. ...	302	59	58	185
		Shoe and boots makers and sellers ...	168	21	59	88
		Leather dyers ...	11	4	2	5
		Hide dealers ...	46	7	11	28
Grease preparers and sellers ...		18	2	6	10	
Total Sub-order 53 ...		545	93	136	316	
Total Class D. ...			430,756	55,692	103,166	271,898

XVII.

Travancore State Summary—(Continued).

TOTAL.

Males.				Females.			
Total.	0-4.	5-14.	15 and over.	Total.	0-4.	5-14.	15 and over.
8	9	10	11	12	13	14	15
60	2	17	41	80	7	20	53
4,002	893	1,308	1,801	3,911	806	1,035	2,070
665	66	176	423	480	73	103	304
40	12	10	18	37	4	9	24
60	1	14	45	38	3	14	21
26	4	9	13	24	3	7	14
7	2	3	2	16	3	4	9
4,860	980	1,537	2,343	4,586	899	1,192	2,495
29	4	10	15	10	4	1	5
119	15	31	73	12	1	2	9
1	1	11	1	1	9
3	3	3	1	...	2
123	15	31	77	26	3	3	20
180	26	30	124	122	33	28	61
132	14	48	70	36	7	11	18
3	...	1	2	8	4	1	3
16	4	5	7	30	3	6	21
12	1	4	7	6	1	2	3
343	45	88	210	202	48	48	106
220,214	26,439	52,725	141,050	210,542	29,253	50,441	130,848

TABLE
Occupations by Age, Part (A)—

CLASS.	GROUP.	OCCUPATION.	TOWN			
			Total.			
			Total.	0-4.	5-14.	15 and over.
1	2	3	16	17	18	19
D. Preparation and supply of material substances.	50	Rattan workers and sellers	46	4	9	33
		Basket weavers and win- nowing fan makers and sellers ...	13	6	2	5
		Mat makers and sellers ...	44	10	13	21
		Leaf-plate sellers ...	19	3	4	12
		Leaf fan makers & sellers.	1	1
		Comb makers and sellers..	3	3
		Broom sellers ...	14	5	5	4
		Total Sub-order 50 ...	140	28	33	79
	51	Wax, honey and general forest produce collectors and sellers
	52	Druggists ...	10	3	3	4
		Kanku or red-powder pre- parers and sellers ...	7	1	1	5
		Perfume sellers ...	3	1	...	2
		Total Sub-order 52 ...	20	5	4	11
	53	Tanners, &c. ...	18	7	3	8
	Shoe and boots makers and sellers ...	36	7	11	18	
	Leather dyers ...	4	1	1	2	
	Hide dealers ...	10	3	2	5	
	Grease preparers and sellers ...	6	2	1	3	
	Total Sub-order 53 ...	74	20	18	36	
	Total Class D. ...	19,357	3,557	5,820	9,980	

XVII.

Travancore State Summary—(Continued).

—(Continued).

Males.				Females.			
Total.	0-4.	5-14.	15 and over.	Total.	0-4.	5-14.	15 and over.
20	21	22	23	24	25	26	27
21	1	2	18	25	3	7	15
8	4	1	3	5	2	1	2
24	3	8	13	20	7	5	8
4	4	15	3	4	8
1	1
2	2	1	1
5	2	1	2	9	3	4	2
65	10	12	43	75	18	21	36
...
8	2	3	3	2	1	...	1
1	1	6	1	1	4
1	1	2	1	...	1
10	2	3	5	10	3	1	6
10	3	2	5	8	4	1	3
14	3	4	7	22	4	7	11
2	...	1	1	2	1	...	1
5	2	1	2	5	1	1	3
4	1	1	2	2	1	...	1
35	9	9	17	39	11	9	19
10,141	1,732	3,063	5,346	9,216	1,825	2,757	4,634

TABLE
Occupations by Age, Part (A)—

CLASS.	GROUP.	OCCUPATION.	COUNTRY			
			Total.			
			Total.	0-4.	5-14.	15 and over.
1	2	3	28	29	30	31
D. Preparation and supply of material substances.	50	Rattan workers & sellers...	94	5	28	61
		Basket weavers and win- nowing fan-makers and sellers ...	7,900	1,693	2,341	3,866
		Mat makers and sellers ...	1,101	129	266	706
		Leaf-plate sellers ...	58	13	15	30
		Leaf fan makers & sellers.	97	4	23	65
		Comb makers and sellers..	47	7	16	24
		Broom sellers ...	9	...	2	7
		Total Sub-order 50 ...	9,306	1,851	2,696	4,759
	51	Wax, honey and general forest produce collectors and sellers ...	39	8	11	20
	52	Druggists ...	121	13	30	78
		Kanku or red-powder pre- parers and sellers ...	5	5
		Perfume sellers ...	3	3
		Total Sub-order 52 ...	129	13	30	86
	53	Tanners, &c. ...	234	52	55	177
		Shoe and boots makers and sellers ...	132	14	48	70
		Leather dyers ...	7	3	1	3
		Hide dealers ...	36	4	9	23
		Grease preparers and sellers ...	12	...	5	7
		Total Sub-order 53 ...	471	73	118	280
		Total Class D. ...	411,399	52,135	97,346	261,918

XVII.

Travancore State Summary—(Continued).

—(Continued).

Males.				Females.			
Total.	0-4.	5-14.	15 and over.	Total.	0-4.	5-14.	15 and over.
32	33	34	35	36	37	38	39
39	1	15	23	55	4	13	38
3,994	889	1,307	1,798	3,906	804	1,034	2,068
641	63	168	410	460	66	98	296
36	12	10	14	22	1	5	16
59	1	14	44	38	3	14	21
24	4	9	11	23	3	7	13
2	...	2	...	7	7
4,795	970	1,525	2,300	4,511	881	1,171	2,459
29	4	10	15	10	4	1	5
111	13	28	70	10	..	2	8
...	5	5
2	2	1	1
113	13	28	72	16	...	2	14
170	23	28	119	114	29	27	58
118	11	44	63	14	3	4	7
1	1	6	3	1	2
11	2	4	5	25	2	5	18
8	...	3	5	4	...	2	2
308	36	79	193	163	37	39	87
210,073	24,707	49,662	135,704	201,326	27,428	47,684	126,214

TABLE
Occupations by Age, Part (A)—

OCCUPATION AND CLASS.		STATE				
		Total.				
CLASS.	GROUP.	OCCUPATION.	Total.	0—4.	5—14.	15 and over.
1	2	3	4	5	6	7
E. Commerce, Transport and Storage.	54	Money lenders and pawn-brokers ...	271	30	70	171
		Bill discounters ...	43	1	3	39
		Money changers & testers.	156	6	100	50
		Total Sub-order 54 ...	470	37	173	260
	55	General merchants ...	119,907	16,102	30,055	73,750
		Merchants' clerks, accountants, &c. ...	885	78	214	593
		Total Sub-order 55 ...	120,792	16,180	30,269	74,343
	56	Shopkeepers' clerks ...	10	...	5	5
		Shopkeepers' servants ...	30	...	9	21
		Shopkeepers unspecified...	31,845	3,666	7,341	20,838
		Total Sub-order 56 ...	31,885	3,666	7,355	20,864
	57a	Brokers, agents & dubash...	52	4	16	32
		Auctioneers & appraisers..	53	5	17	31
		Total Sub-order 57(a) ...	105	9	33	63
	57b	Farmers of tolls ...	2	2
		Farmers of liquor ...	178	39	32	107
		Contractors unspecified ...	49	6	9	34
		Total Sub-order 57(b) ...	229	45	41	143
	58b	Drivers and firemen ...	29	1	9	19
	59a	Cart drivers and carting agents ...	1,682	101	235	1,346
Palki-bearers ...		27	...	6	21	
Total Sub-order 59(a) ...		1,709	101	241	1,367	

XVII.

Travancore State Summary--(Continued)

TOTAL.

Males.				Females.			
Total.	0-4.	5-14.	15 and over.	Total.	0-4.	5-14.	15 and over.
8	9	10	11	12	13	14	15
137	15	47	75	134	15	23	96
41	...	3	38	2	1	...	1
146	2	99	45	10	4	1	5
324	17	149	158	146	20	24	102
58,722	7,653	14,298	36,761	61,185	8,439	15,757	36,989
496	44	111	341	389	34	103	252
59,218	7,707	14,409	37,102	61,574	8,473	15,860	37,241
8	...	5	3	2	2
18	...	2	16	12	...	7	5
15,099	1,728	3,789	9,582	16,746	1,938	3,552	11,256
15,125	1,728	3,796	9,601	16,760	1,938	3,559	11,263
36	2	14	20	16	2	2	12
25	2	13	10	28	3	4	21
61	4	27	30	44	5	6	33
1	1	1	1
133	31	20	82	45	8	12	25
28	1	6	21	21	5	3	13
162	32	26	104	67	13	15	39
10	...	1	9	19	1	8	10
1,483	70	192	1,221	199	31	43	125
17	...	3	14	10	...	3	7
1,500	70	195	1,235	209	31	46	132

TABLE
Occupations by Age, Part (A)—

CLASS. GROUP.		OCCUPATION.	TOWN			
			Total.			
			Total.	0-4.	5-14.	15 and over
1	2	3	16	17	18	19
E. Commerce, Transport and Storage.	54	Money lenders and pawn-brokers ...	20	7	8	5
		Bill discounters ...	15	1	1	13
		Money changers & testers.	22	6	6	10
		Total Sub-order 54 ...	57	14	15	28
	55	General merchants ...	14,757	2,644	4,068	8,045
		Merchants' clerks, accountants, &c. ...	86	7	17	62
		Total Sub-order 55 ...	14,843	2,651	4,085	8,107
	56	Shopkeepers' clerks ...	6	...	2	4
		Shopkeepers' servants
		Shopkeepers unspecified ...	1,022	146	334	542
		Total Sub-order 56 ...	1,028	146	336	546
	57a	Brokers, agents & dubash.	6	2	1	3
		Auctioneers & appraisers.	6	2	1	3
		Total Sub-order 57(a) ...	12	4	2	6
	57b	Farmers of tolls
		Farmers of liquor ...	12	3	3	6
		Contractors unspecified ...	30	4	5	21
		Total Sub-order 57(b) ...	42	7	8	27
	58b	Drivers and firemen
	59a	Cart drivers and carting agents ...	48	12	15	21
Palki-bearers ...		21	...	5	16	
Total Sub-order 59(a) ...		69	12	20	37	

XVII.

Travancore State Summary—(Continued).

—(Continued).

Males.				Females.			
Total.	0-4.	5-14.	15 and over	Total.	0-4.	5-14.	15 and over.
20	21	22	23	24	25	26	27
13	3	6	4	7	4	2	1
13	...	1	12	2	1	...	1
14	2	5	7	8	4	1	3
40	5	12	23	17	9	3	5
7,396	1,439	1,932	4,025	7,361	1,205	2,136	4,020
29	4	8	17	57	3	9	45
7,425	1,443	1,940	4,042	7,418	1,208	2,145	4,065
4	...	2	2	2	2
330	52	100	178	692	94	234	364
334	52	102	180	694	94	234	366
5	2	1	2	1	1
4	1	1	2	2	1	...	1
9	3	2	4	3	1	...	2
...
5	1	1	3	7	2	2	3
17	...	3	14	13	4	2	7
22	1	4	17	20	6	4	10
...
20	8	4	8	28	4	11	13
14	...	3	11	7	...	2	5
34	8	7	19	35	4	13	18

TABLE
Occupations by Age, Part (A)—

CLASS. GROUP.		OCCUPATION.	COUNTRY			
			Total.			
			Total.	0-4.	5-14.	15 and over.
1	2	3	28	29	30	31
E. Commerce, Transport and Storage.	54	Money lenders and pawn-brokers ...	251	23	62	166
		Bill discounters ...	28	...	2	26
		Money changers & testers.	134	...	94	40
		Total Sub-order 54 ...	413	23	158	232
	55	General merchants ...	105,150	13,458	25,987	65,705
		Merchants' clerks, accountants, &c. ...	799	71	197	531
		Total Sub-order 55 ...	105,949	13,529	26,184	66,236
	56	Shopkeepers' clerks ...	4	...	3	1
		Shopkeepers' servants ...	30	...	9	21
		Shopkeepers unspecified...	30,823	3,520	7,007	20,296
		Total Sub-order 56 ...	30,857	3,520	7,019	20,318
	57a	Brokers, agents & dubash.	46	2	15	29
		Auctioneers & appraisers.	47	3	16	28
		Total Sub-order 57(a) ..	93	5	31	57
	57b	Farmers of tolls ...	2	2
		Farmers of liquor ...	166	36	29	101
		Contractors unspecified ...	19	2	4	13
		Total Sub-order 57(b) ...	187	38	33	116
	58b	Drivers and firemen ...	29	1	9	19
	59a	Cart drivers and carting agents ...	1,634	89	220	1,325
	Palki-bearers ...	6	...	1	5	
	Total Sub-order 59(a) ...	1,640	89	221	1,330	

XVII.

Travancore State Summary—(Continued).

—(Continued).

Males.				Females.			
Total.	0-4.	5-14.	15 and over.	Total.	0-4.	5-14.	15 and over.
32	33	34	35	36	37	38	39
124	12	41	71	127	11	21	95
28	...	2	26
182	...	94	88	2	2
284	12	137	135	129	11	21	97
51,326	6,224	12,366	32,736	53,824	7,234	13,621	32,969
467	40	103	324	332	31	94	207
51,793	6,264	12,469	33,060	54,156	7,265	13,715	33,176
4	...	3	1
18	...	2	16	12	...	7	5
14,769	1,676	3,689	9,404	16,054	1,844	3,318	10,892
14,791	1,676	3,694	9,421	16,066	1,844	3,325	10,897
31	...	13	18	15	2	2	11
21	1	12	8	26	2	4	20
52	1	25	26	41	4	6	31
1	1	1	1
128	30	19	79	38	6	10	22
11	1	3	7	8	1	1	6
140	31	22	87	47	7	11	29
10	...	1	9	19	1	8	10
1,463	62	188	1,213	171	27	32	112
3	3	3	...	1	2
1,466	62	188	1,216	174	27	33	114

TABLE
Occupations by Age, Part (A)—

OCCUPATION AND CLASS.			STATE			
			Total.			
CLASS.	GROUP.	OCCUPATION.	Total.	0—4.	5—14.	15 and over.
1	2	3	4	5	6	7
E. Commerce, Transport and Storage.	59b	Elephant owners and drivers ...	2	2
	60a	Boat owners ...	6	6
	60b	Ships' officers, mariners, firemen, &c. ...	261	24	36	201
		Boat and barge men ...	5,874	763	1,394	3,717
		Pilots ...	10	10
		Harbour service ...	291	13	39	239
		Total Sub-order 60(b) ...	6,436	800	1,469	4,167
	61a	Post and anchor masters and clerks ...	204	39	49	116
		Post and anchor messengers and runners ...	562	77	112	373
		Messengers unspecified ...	49	4	11	34
		Total Sub-order 61(a) ...	815	120	172	523
	61b	Telegraph officers and clerks ...	4	4
		Telegraph signallers and messengers ...	4	4
		Total Sub-order 61(b) ...	8	8
	62	Ware-house service ...	199	27	43	129
		Porters ...	1,272	130	302	840
		Watchmen (not village) ...	10	...	1	9
Total Sub-order 62 ...		1,481	157	346	978	
	Total Class E. ...	163,967	21,116	40,108	102,743	

XVII.

Travancore State Summary—(Continued).

TOTAL.

Males.				Females.			
Total.	0—4.	5—14.	15 and over.	Total.	0—4.	5—14.	15 and over.
8	9	10	11	12	13	14	15
2	2
5	5	1	1
215	14	28	173	46	10	8	28
3,716	424	793	2,499	2,158	339	601	1,218
7	7	3	3
202	12	31	159	89	1	8	80
4,140	450	852	2,838	2,296	350	617	1,329
112	18	20	74	92	21	20	42
341	38	63	240	221	39	49	133
18	2	...	16	31	2	11	18
471	58	83	330	344	62	89	193
3	3	1	1
4	4
7	7	1	1
93	8	23	62	106	19	20	67
663	52	161	450	609	78	141	390
8	...	1	7	2	2
764	60	185	519	717	97	161	459
81,789	10,126	19,723	51,940	82,178	10,990	20,385	50,803

TABLE
Occupations by Age, Part (A)—

CLASS.	GROUP.	OCCUPATION.	TOWN			
			Total.			
			Total.	0-4.	5-14.	15 and over.
1	2	3	16	17	18	19
E. Commerce, Transport and Storage.	59b	Elephant owners and drivers
	60a	Boat owners ...	4	4
	60b	Ships' officers, mariners, firemen, &c.
		Boat and barge men
		Pilots
		Harbour service ...	1	1
		Total Sub-order 60(b) ...	1	1
	61a	Post and anchor masters and clerks ...	43	7	18	18
		Post and anchor messengers and runners ...	22	9	2	11
		Messengers unspecified ...	24	2	10	12
		Total Sub-order 61(a) ...	89	18	30	41
	61b	Telegraph officers and clerks ...	4	4
		Telegraph signallers and messengers ...	4	4
		Total Sub-order 61(b) ...	8	8
	62	Ware-house service ...	22	5	5	12
		Porters ...	16	4	6	6
		Watchmen (not village)
		Total Sub-order 62 ...	38	9	11	18
		Total Class E. ...	16,191	2,861	4,507	8,823

XVII.

Travancore State Summary—(Continued).

—(Continued).

Males.				Females.			
Total.	0-4.	5-14.	15 and over.	Total.	0-4.	5-14.	15 and over.
20	21	22	23	24	25	26	27
...
3	3	1	1
...
...
1	1
1	1
23	4	9	10	20	3	9	8
13	4	2	7	9	5	...	4
...	24	2	10	12
36	8	11	17	53	10	19	24
3	3	1	1
4	4
7	7	1	1
11	4	2	5	11	1	3	7
10	2	5	3	6	2	1	3
...
21	6	7	8	17	3	4	10
7,932	1,526	2,085	4,321	8,259	1,335	2,422	4,502

TABLE
Occupations by Age, Part (A)—

CLASS. GROUP.		OCCUPATION.	COUNTRY			
			Total.			
			Total.	0-4.	5-14.	15 and over.
1	2	3	28	29	30	31
E. Commerce, Transport and Storage.	59b	Elephant owners and drivers ...	2	2
	60a	Boat owners ...	2	2
	60b	Ships' officers, mariners, firemen, &c. ...	261	24	36	201
		Boat and barge men ...	5,874	763	1,394	3,717
		Pilots ...	10	10
		Harbour service ...	290	13	39	238
		Total Sub-order 60(b) ...	6,435	800	1,469	4,166
	61a	Post and anchor masters and clerks ...	161	32	31	98
		Post and anchor messengers and runners ...	540	68	110	362
		Messengers unspecified ...	25	2	1	22
		Total Sub-order 61(a) ...	726	102	142	482
	61b	Telegraph officers and clerks
		Telegraph signallers and messengers
		Total Sub-order 61(b)
	62	Ware-house service ...	177	22	38	117
Porters ...		1,256	126	296	834	
Watchmen (not village) ..		10	...	1	9	
Total Sub-order 62 ...		1,443	148	335	960	
	Total Class E. ...	147,776	18,255	35,601	93,920	

XVII.

Travancore State Summary—(Continued).

—(Continued).

Males.				Females.			
Total.	0—4.	5—14.	15 and over.	Total.	0—4.	5—14.	15 and over.
32	33	34	35	36	37	38	39
2	2
2	2
215	14	28	173	46	10	8	28
3,716	424	793	2,499	2,158	339	601	1,218
7	7	3	3
201	12	31	158	89	1	8	80
4,139	450	852	2,837	2,296	350	617	1,329
89	14	11	64	72	18	20	34
328	34	61	233	212	34	49	129
18	2	...	16	7	...	1	6
435	50	72	313	291	52	70	169
...
...
...
82	4	21	57	95	18	17	60
653	50	156	447	603	76	140	387
8	...	1	7	2	2
743	54	178	511	700	94	157	449
73,857	8,600	17,638	47,619	73,919	9,655	17,963	46,301

TABLE
Occupations by Age, Part (A)—

OCCUPATION AND CLASS.			STATE			
			Total.			
CLASS.	GROUP.	OCCUPATION.	Total.	0—4.	5—14.	15 and over.
1	2	3	4	5	6	7
F. Professions.	63a	Priests, ministers, preachers, missionaries, &c. ...	8,380	1,090	2,004	5,286
		Catechists, readers, &c. ...	518	56	102	360
		Exorcists, hail-averters, amuletters, &c. ...	1,203	194	279	730
		Total Sub-order 63(a) ...	10,101	1,340	2,385	6,376
	63b	Religious mendicants, inmates of convents, &c. ...	24	2	5	17
		Church, temple, pagoda, masjid, &c., services ...	13,677	1,466	2,953	9,258
		Total Sub-order 63(b) ...	13,701	1,468	2,958	9,275
	64	Administrative and inspecting officials ...	82	10	15	57
		Principals, professors and teachers in colleges, &c. schools, &c. ...	899	93	218	588
		Clerks, &c., on educational establishments ...	4	...	2	2
		Total Sub-order 64 ...	985	103	235	647
	65	Editors and ballad makers, Private secretaries and clerks ...	19	1	6	12
		Public Scribes ...	73	17	14	42
		Public Scribes ...	999	187	240	572
		Total Sub-order 65 ...	1,091	205	260	626
	66	Advocates and pleaders ...	4,221	672	1,070	2,479
		Mukhtiaris ...	2	2
		Lawyer's clerks ...	234	28	50	156
		Stamp vendors ...	40	6	9	25
		Petition writers ...	76	7	10	59
Total Sub-order 66 ...		4,573	713	1,139	2,721	

XVII.

Travancore State Summary—(Continued).

TOTAL.

Males.				Females.			
Total	0-4.	5-14.	15 and over.	Total.	0-4.	5-14.	15 and over.
8	9	10	11	12	13	14	15
4,354	484	1,025	2,845	4,026	606	979	2,441
253	29	44	180	265	27	58	180
737	126	172	439	466	68	107	291
5,344	639	1,241	3,464	4,757	701	1,144	2,912
23	2	5	16	1	1
7,667	641	1,579	5,447	6,010	825	1,374	3,811
7,690	643	1,584	5,463	6,011	825	1,374	3,812
43	1	5	37	39	9	10	20
626	60	132	434	273	33	86	154
1	1	3	...	2	1
670	61	137	472	315	42	98	175
15	1	6	8	4	4
38	9	8	21	35	8	6	21
637	128	151	358	362	59	89	214
690	138	165	387	401	67	95	239
2,055	332	470	1,253	2,166	340	600	1,226
2	2
201	25	43	133	33	3	7	23
18	1	6	11	22	5	3	14
65	4	8	53	11	3	2	6
2,341	362	527	1,452	2,232	351	612	1,269

TABLE
Occupations by Age, Part (A)—

CLASS.	GROUP.	OCCUPATION.	TOWN			
			Total.			
			Total.	0-4.	5-14.	15 and over.
1	2	3	16	17	18	19
F. Professions.	63a	Priests, ministers, preachers, missionaries, &c. ...	164	18	54	92
		Catechists, readers, &c. ...	223	29	83	111
		Exorcists, hail-aversers, amuletters, &c. ...	47	5	11	31
		Total Sub-order 63 (a) ...	434	52	148	234
	63b	Religious mendicants, inmates of convents, &c..	17	2	5	10
		Church, temple, pagoda, masjid, &c., services ...	1,757	342	665	750
		Total Sub-order 63(b) ...	1,774	344	670	760
	64	Administrative and inspecting officials ...	24	5	5	14
		Principals, professors and teachers in colleges, &c., schools, &c. ...	120	22	36	62
		Clerks, &c., on educational establishments ...	4	...	2	2
		Total Sub-order 64 ...	148	27	43	78
	65	Editors and ballad makers.	8	1	2	5
		Private secretaries and clerks ...	15	4	4	7
		Public Scribes ...	64	12	20	32
		Total Sub-order 65 ...	87	17	26	44
	66	Advocates and pleaders ...	868	132	296	440
		Mukhtiaris ...	2	2
		Lawyer's clerks ...	115	14	29	72
		Stamp vendors ...	16	3	3	10
		Petition writers ...	21	4	7	10
Total Sub-order 66 ...		1,022	153	335	534	

XVII.

Travancore State Summary—(Continued).

—(Continued).

Males.				Females.			
Total.	0—4.	5—14.	15 and over.	Total.	0—4.	5—14.	15 and over.
20	21	22	23	24	25	26	27
88	10	27	51	76	8	27	41
93	12	38	43	130	17	45	68
29	2	6	21	18	3	5	10
210	24	71	115	224	28	77	119
16	2	5	9	1	1
1,125	214	427	484	632	128	238	266
1,141	216	432	493	633	128	238	267
10	1	2 ^a	7	14	4	3	7
59	14	17	28	61	8	19	34
1	1	3	...	2	1
70	15	19	36	78	12	24	42
6	1	2	3	2	2
7	...	3	4	8	4	1	3
38	8	11	19	26	4	9	13
51	9	16	26	36	8	10	18
428	51	120	257	440	81	176	183
2	2
91	12	24	55	24	2	5	17
10	1	2	7	6	2	1	3
17	3	6	8	4	1	1	2
548	67	152	329	474	86	183	205

TABLE
Occupations by Age, Part (A)—

CLASS. GROUP.		OCCUPATION.	COUNTRY			
			Total.			
			Total.	0-4.	5-14.	15 and over.
1	2	3	28	29	30	31
F. Professions.	63a	Priests, ministers, preachers, missionaries, &c. ...	8,216	1,072	1,950	5,194
		Catechists, readers, &c. ...	295	27	19	249
		Exorcists, hail-aversers, amuletters, &c. ...	1,156	189	268	699
		Total Sub-order 63(a) ...	9,667	1,288	2,237	6,142
	63b	Religious mendicants, inmates of convents, &c. Church, temple, pagoda, masjid, &c., services ...	7 11,920	... 1,124	... 2,288	7 8,508
		Total Sub-order 63(b) ...	11,927	1,124	2,288	8,515
	64	Administrative and inspecting officials ...	58	5	10	43
		Principals, professors and teachers in colleges, &c., schools, &c. ...	779	71	182	526
		Clerks, &c., on educational establishments
		Total Sub-order 64 ...	837	76	192	569
	65	Editors and ballad makers. Private secretaries and clerks ...	11 58	... 13	4 10	7 35
		Public Seribs ...	935	175	220	540
		Total Sub-order 65 ...	1,004	188	234	582
	66	Advocates and pleaders... Mukhtiaris ...	3,353 ...	540 ...	774 ...	2,039 ...
		Lawyer's clerks ...	119	14	21	84
		Stamp vendors ...	24	3	6	15
		Petition writers ...	55	3	3	49
		Total Sub-order 66 ...	3,551	560	804	2,187

XVII.

Travancore State Summary—(Continued).

—(Continued).

Males.				Females.			
Total.	0-4.	5-14.	15 and over.	Total.	0-4.	5-14.	15 and over.
32	33	34	35	36	37	38	39
4,266	474	998	2,794	3,950	598	952	2,400
160	17	6	137	135	10	13	112
708	124	166	418	448	65	102	281
5,134	615	1,170	3,349	4,533	673	1,067	2,793
7	7
6,542	427	1,152	4,963	5,378	697	1,136	3,545
6,549	427	1,152	4,970	5,378	697	1,136	3,545
33	...	3	30	25	5	7	13
567	46	115	406	212	25	67	120
...
600	46	118	436	237	30	74	133
9	...	4	5	2	2
31	9	5	17	27	4	5	18
599	120	140	339	336	55	80	201
639	129	149	361	365	59	85	221
1,627	281	350	996	1,726	259	424	1,043
...
110	13	19	73	9	1	2	6
8	...	4	4	16	3	2	11
48	1	2	45	7	2	1	4
1,793	295	375	1,123	1,758	265	429	1,064

TABLE
Occupations by Age, Part (A)—

OCCUPATION AND CLASS.			STATE			
			Total.			
CLASS.	GROUP.	OCCUPATION.	Total.	0—4.	5—14.	15 and over.
1	2	3	4	5	6	7
F. Professions.	67a	Administrative and inspecting staff ...	2	2
		Practitioners by diploma ...	28	6	4	18
		Practitioners without diploma (native physicians) ...	5,489	750	1,264	3,475
		Oculists ...	12	1	6	5
		Vaccinators ...	50	10	14	26
		Midwifery ...	1	1
		Total Sub-order 67(a) ...	5,582	767	1,288	3,527
	67b	Hospital & asylum assistants and apothecaries ...	126	26	20	80
		Compounders and hospital menials ...	30	3	3	24
		Total Sub-order 67(b) ...	156	29	23	104
	68a	Administrative and inspecting staff ...	2	2
		Civil engineers & architects ...	51	5	10	36
		Revenue surveyors and survey superintendents ...	28	...	5	23
		Total Sub-order 68(a) ...	81	5	15	61
	68b	Draughtsmen, &c., in survey offices and overseers, &c. ...	47	5	15	27
		Clerks, &c., in engineering and survey offices ...	417	73	78	266
		Total Sub-order 68(b) ...	464	78	93	293
	69b	Astrologers and horoscope-casters ...	3,778	519	888	2,371
		Almanac makers and sellers ...	7	2	2	3
		Diviners (selectors of wells and house sites) ...	2	2
Total Sub-order 69(b) ...		3,787	521	890	2,376	

XVII.

Travancore State Summary—(Continued).

TOTAL.

Males.				Females.			
Total.	0-4.	5-14.	15 and over.	Total.	0-4.	5-14.	15 and over.
8	9	10	11	12	13	14	15
1	1	1	1
21	4	2	15	7	2	2	3
2,800	345	645	1,810	2,689	405	619	1,665
9	...	5	4	3	1	1	1
21	3	2	16	29	7	12	10
...	1	1
2,852	352	654	1,846	2,730	415	634	1,681
76	14	10	52	50	12	10	28
15	2	1	12	15	1	2	12
91	16	11	64	65	13	12	40
1	1	1	1
30	2	7	21	21	3	3	15
20	...	3	17	8	...	2	6
51	2	10	39	30	3	5	22
15	1	3	11	32	4	12	16
274	63	58	153	143	10	20	113
289	64	61	164	175	14	32	129
1,545	202	380	963	2,233	317	508	1,408
4	1	1	2	3	1	1	1
2	2
1,551	203	381	967	2,236	318	509	1,409

TABLE
Occupations by Age, Part (A)—

CLASS.	GROUP.	OCCUPATION.	TOWN			
			Total.			
			Total.	0-4.	5-14.	15 and over.
1	2	3	16	17	18	19
F. Professions.	67a	Administrative and inspecting staff ...	2	2
		Practitioners by diploma ...	20	5	4	11
		Practitioners without diploma (native physicians) ...	403	55	133	215
		Oculists ...	5	...	2	3
		Vaccinators ...	9	2	2	5
		Midwifery ...	1	1
		Total Sub-order 67(a) ...	440	62	141	237
	67b	Hospital & asylum assistants and apothecaries ...	48	7	15	26
		Compounders and hospital menials ...	15	3	2	10
		Total Sub-order 67(b) ...	63	10	17	36
	68a	Administrative and inspecting staff ...	2	2
		Civil engineers & architects ...	42	5	6	31
		Revenue surveyors and survey superintendents ...	19	...	3	16
		Total Sub-order 68(a) ...	63	5	9	49
	68b	Draughtsmen, &c., in survey offices and overseers, &c. ...	9	2	2	5
		Clerks, &c., in engineering and survey offices ...	106	16	21	69
		Total Sub-order 68(b) ...	115	18	23	74
	69b	Astrologers and horoscope-casters ...	73	12	22	39
		Almanac makers and sellers ...	2	2
		Diviners (selectors of wells and house sites) ...	1	1
	Total Sub-order 69(b) ...	76	12	22	42	

XVII.

Travancore State Summary—(Continued).

—(Continued).

Males.				Females.			
Total.	0—4.	5—14.	15 and over.	Total.	0—4.	5—14.	15 and over.
20	21	22	23	24	25	26	27
1	1	1	1
16	4	2	10	4	1	2	1
208	24	81	103	195	31	52	112
4	...	2	2	1	1
5	1	1	3	4	1	1	2
...	1	1
234	29	86	119	206	33	55	118
23	3	7	13	25	4	8	13
11	2	1	8	4	1	1	2
34	5	8	21	29	5	9	15
1	1	1	1
25	2	5	18	17	3	1	13
15	...	2	13	4	...	1	3
41	2	7	32	22	3	2	17
4	1	1	2	5	1	1	3
62	12	14	36	44	4	7	33
66	13	15	38	49	5	8	36
37	5	12	20	36	7	10	19
1	1	1	1
1	1
39	5	12	22	37	7	10	20

TABLE
Occupations by Age, Part (A)—

CLASS.	GROUP.	OCCUPATION.	COUNTRY			
			Total.			
			Total.	0-4.	5-14.	15 and over.
1	2	3	28	29	30	31
F. Professions.	67a	Administrative and inspecting staff
		Practitioners by diploma ...	8	1	...	7
		Practitioners without diploma (native physicians) ...	5,086	695	1,131	3,260
		Oculists ...	7	1	4	2
		Vaccinators ...	41	8	12	21
		Midwifery
		Total Sub-order 67(a) ...	5,142	705	1,147	3,290
	67b	Hospital & asylum assistants and apothecaries ...	78	19	5	54
		Compounders and hospital menials ...	15	...	1	14
		Total Sub-order 67(b) ...	93	19	6	68
	68a	Administrative and inspecting staff
		Civil engineers & architects ...	9	...	4	5
		Revenue surveyors and survey superintendents ...	9	...	2	7
		Total Sub-order 68(a) ...	18	...	6	12
	68b	Draughtsmen, &c., in survey offices and overseers, &c. ...	38	3	13	22
		Clerks, &c., in engineering and survey offices ...	311	57	57	197
		Total Sub-order 68(b) ...	349	60	70	219
	69b	Astrologers and horoscope-casters ...	3,705	507	866	2,332
		Almanac makers and sellers ...	5	2	2	1
		Diviners (selectors of wells and house sites) ...	1	1
Total Sub-order 69(b) ...		3,711	509	868	2,334	

XVII.

Travancore State Summary—(Continued).

—(Continued).

Males.				Females.			
Total.	0-4.	5-14.	15 and over.	Total.	0-4.	5-14.	15 and over.
32	33	34	35	36	37	38	39
...
5	5	3	1	...	2
2,592	321	564	1,707	2,494	374	567	1,553
5	...	3	2	2	1	1	...
16	2	1	18	25	6	11	8
...
2,618	323	568	1,727	2,524	382	579	1,563
53	11	3	39	25	8	2	15
4	4	11	...	1	10
57	11	3	43	36	8	3	25
...
5	...	2	3	4	...	2	2
5	...	1	4	4	...	1	3
10	...	3	7	8	...	3	5
11	...	2	9	27	3	11	13
212	51	44	117	99	6	13	80
223	51	46	126	126	9	24	93
1,508	197	368	943	2,197	310	498	1,389
3	1	1	1	2	1	1	...
1	1
1,512	198	369	945	2,199	311	499	1,389

TABLE
Occupations by Age, Part (A)—

		STATE				
		Total.				
CLASS.	GROUP.	OCCUPATION.	Total.	0-4.	5-14.	15 and over.
F. Professions.	70	Painters and superintendents of schools of arts, &c. ...	776	145	181	450
		Sculptors ...	101	14	19	68
		Photographers ...	9	1	...	8
		Total Sub-order 70 ...	886	160	200	526
	71	Music composers and teachers ...	270	17	96	157
		Bandmasters, &c. (not military) ...	394	36	88	270
		Actors, singers, dancers and their accompanists..	1,442	114	349	979
		Total Sub-order 71 ...	2,106	167	533	1,406
	72	Shikaris and bird catchers..	61	8	20	33
	73a	Exhibitors of trained animals (bulls, snakes, monkeys, &c.) ...	31	5	8	18
		Circus players ...	23	1	9	13
		Cock and pigeon fanciers..	5	...	1	4
		Total Sub-order 73(a) ...	59	6	18	35
	73b	Buffoons ...	22	6	5	11
		Story and ballad reciters..	20	5	6	9
		Conjurors & fortune tellers	27	4	7	16
		Total Sub-order 73(b) ...	69	15	18	36
	73c	Acrobats and rope-dancers	255	27	53	175
	73d	Tennis and racquet court service ...	11	2	4	5
		Total Class F. ...	43,968	5,614	10,132	28,222

XVII.

Travancore State Summary—(Continued).

TOTAL.

Males.				Females.			
Total.	0—4.	5—14.	15 and over.	Total.	0—4.	5—14.	15 and over.
8	9	10	11	12	13	14	15
393	60	75	258	383	85	106	192
13	13	88	14	19	55
6	6	3	1	...	2
412	60	75	277	474	100	125	249
207	13	70	124	63	4	26	33
230	15	62	153	164	21	26	117
917	60	209	648	525	54	140	331
1,354	88	341	925	752	79	192	481
33	4	9	20	28	4	11	13
14	1	3	10	17	4	5	8
17	...	7	10	6	1	2	3
4	...	1	3	1	1
35	1	11	23	24	5	7	12
13	2	4	7	9	4	1	4
10	3	2	5	10	2	4	4
14	2	2	10	13	2	5	6
37	7	8	22	32	8	10	14
104	4	22	78	151	23	31	97
6	1	2	3	5	1	2	2
23,550	2,645	5,239	15,666	20,418	2,969	4,893	12,556

TABLE
Occupations by Age, Part (A)—

CLASS.	GROUP.	OCCUPATION.	Towns			
			Total.			
			Total.	0-4.	5-14.	15 and over.
1	2	3	16	17	18	19
F. Professions.	70	Painters and superintendents of schools of arts, &c. ...	180	35	47	98
		Sculptors ...	41	12	17	12
		Photographers ...	7	1	...	6
		Total Sub-order 70 ...	228	48	64	116
	71	Music composers and teachers ..	27	3	12	12
		Bandmasters, &c. (not military) ...	31	11	4	16
		Actors, singers, dancers and their accompanists..	107	12	14	81
		Total Sub-order 71 ...	165	26	30	109
	72	Shikaris and bird catchers.	4	1	1	2
	73a	Exhibitors of trained animals (bulls, snakes, monkeys, &c.) ...	2	2
		Circus players ...	6	...	1	5
		Cook and pigeon fanciers..
		Total Sub-order 73(a) ...	8	...	1	7
	73b	Buffoons ...	3	1	...	2
		Story and ballad reciters..	15	1	2	12
		Conjurors & fortune tellers	10	2	3	5
		Total Sub-order 73(b) ...	28	4	5	19
	73c	Acrobats and rope-dancers	18	3	7	8
	73d	Tennis and racquet court service ..	7	2	2	3
		Total Class F. ...	4,680	784	1,544	2,352

XVII.

Travancore State Summary—(Continued).

—(Continued).

Males.				Females.			
Total.	0-4.	5-14.	15 and over.	Total.	0-4.	5-14.	15 and over.
20	21	22	23	24	25	26	27
92	14	22	56	88	21	25	42
4	4	37	12	17	8
4	4	3	1	..	2
100	14	22	64	128	34	42	52
11	2	4	5	16	1	8	7
20	5	1	14	11	6	3	2
57	4	6	47	50	8	8	34
88	11	11	66	77	15	19	43
4	1	1	2
2	2
4	..	1	3	2	2
..
6	..	1	5	2	2
1	1	2	1	..	1
10	..	1	9	5	1	1	3
4	1	1	2	6	1	2	3
15	1	2	12	13	3	3	7
9	1	4	4	9	2	3	4
3	1	1	1	4	1	1	2
2,659	414	860	1,385	2,021	370	684	967

TABLE
Occupations by Age, Part (A)—

CLASS.	GROUP.	OCCUPATION.	COUNTRY			
			Total.			
			Total.	0-4.	5-14.	15 and over.
1	2	3	28	29	30	31
F. Professions.	70	Painters and superintendents of schools of arts, &c. ...	596	110	134	352
		Sculptors ...	60	2	2	56
		Photographers ...	2	2
		Total Sub-order 70 ...	658	112	136	410
	71	Music composers and teachers ...	243	14	84	145
		Bandmasters, &c. (not military) ...	363	25	84	254
		Actors, singers, dancers and their accompanists...	1,335	102	335	898
		Total Sub-order 71 ...	1,941	141	503	1,297
	72	Shikaris and bird catchers.	57	7	19	31
	73a	Exhibitors of trained animals (bulls, snakes, monkeys, &c.) ...	29	5	8	16
		Circus players ...	17	1	8	8
		Cock and pigeon fanciers.	5	...	1	4
		Total Sub-order 73 (a) ...	51	6	17	28
	73b	Buffoons ...	19	5	5	9
		Story and ballad reciters.	9	3	4	2
		Conjurors & fortune tellers.	13	3	4	6
		Total Sub-order 73(b) ...	41	11	13	17
	73c	Acrobats and rope-dancers	237	24	46	167
	73d	Tennis and racquet court service ...	4	...	2	2
		Total Class F. ...	39,288	4,830	8,588	25,870

XVII.

Travancore State Summary—(Continued).

—(Continued).

Males.				Females.			
Total.	0-4.	5-14.	15 and over.	Total.	0-4.	5-14.	15 and over.
32	33	34	35	36	37	38	39
301	46	53	202	295	64	81	150
9	9	51	2	2	47
2	2
312	46	53	213	316	66	83	197
196	11	66	119	47	3	18	26
210	10	61	139	153	15	23	115
860	56	203	601	475	46	132	297
1,266	77	330	859	675	61	173	438
29	3	8	18	28	4	11	13
12	1	3	8	17	4	5	8
13	..	6	7	4	1	2	1
4	..	1	3	1	1
29	1	10	18	22	5	7	10
12	2	4	6	7	3	1	3
4	2	1	1	5	1	3	1
6	2	1	3	7	1	3	3
22	6	6	10	19	5	7	7
95	3	18	74	142	21	28	93
3	..	1	2	1	..	1	..
20,891	2,231	4,379	14,281	18,397	2,599	4,209	11,589

TABLE
Occupations by Age, Part (A)—

OCCUPATION AND CLASS.			STATE				
Class.	GROUP.	OCCUPATION.	Total.				
			Total.	0-4.	5-14.	15 and over.	
1	2	3	4	5	6	7	
G. Indefinite and Independent.	74a	Well-sinkers ...	29	7	9	13	
		Excavators ...	2	2	
		Road and canal laborers...	171	12	27	132	
		Quarry-men ...	5,924	858	1,389	3,677	
		Rice-pounders & huskers..	2,922	379	610	1,933	
		Total Sub-order 74(a) ...	9,048	1,256	2,035	5,757	
		74b	General labor ...	700,807	84,248	164,663	451,896
		75	Undefined means of livelihood ...	10,315	965	2,283	7,067
		76a	House-rent and other property not being land ...	22	3	3	16
			Allowances from patrons..	22	...	1	21
			Total Sub-order 76(a) ...	44	3	4	37
		76b	Educational endowments (scholarship) ...	9	...	3	6
			Mendicancy (not religious)	5,161	409	1,165	3,587
			Total Sub-order 76(b) ...	5,170	409	1,168	3,593
		77a	Pension, civil services ...	1,834	211	453	1,170
	Pension, military services.		235	31	73	131	
		Total Sub-order 77(a) ...	2,069	242	526	1,301	

XVII.

Travancore State Summary—(Continued).

TOTAL.

Males.				Females.			
Total.	0-4.	5-14.	15 and over.	Total.	0-4.	5-14.	15 and over.
8	9	10	11	12	13	14	15
14	4	2	8	15	3	7	5
2	2
108	6	16	86	63	6	11	46
4,143	505	989	2,649	1,781	353	400	1,028
156	91	40	25	2,766	288	570	1,908
4,423	606	1,047	2,770	4,625	650	983	2,987
345,290	38,728	83,062	223,500	355,517	45,520	81,601	228,396
644	21	81	542	9,671	944	2,202	6,525
11	3	2	6	11	...	1	10
2	...	1	1	20	20
13	3	3	7	31	...	1	30
9	...	3	6
2,612	181	563	1,868	2,549	228	602	1,719
2,621	181	566	1,874	2,549	228	602	1,719
957	94	253	610	877	117	200	560
111	12	43	56	124	19	30	75
1,068	106	296	666	1,001	136	230	635

TABLE
Occupations by Age, Part (A)—

CLASS. GROUP.	OCCUPATION.	TOWN				
		Total.				
		Total.	0-4.	5-14.	15 and over.	
1	2	3	16	17	18	19
G. Indefinite and Independent.	74a	Well-sinkers ...	6	1	1	4
		Excavators
		Road and canal laborers...	25	2	7	16
		Quarry-men ...	43	4	13	26
		Rice-pounders & huskers..	385	79	98	208
		Total Sub-order 74(a) ...	459	86	119	254
	74b	General labor ...	26,359	4,030	5,206	17,123
	75	Undefined means of liveli- hood
	76a	House-rent and other pro- perty not being land ...	13	3	2	8
		Allowances from patrons..	2	...	1	1
		Total Sub-order 76(a) ...	15	3	3	9
	76b	Educational endowments (scholarship) ...	9	...	3	6
		Mendicancy (not religious).	133	26	39	68
		Total Sub-order 76(b) ...	142	26	42	74
	77a	Pension, civil services ...	501	61	179	261
Pension, military services.		230	29	72	129	
Total Sub-order 77(a) ...		731	90	251	390	

XVII.

Travancore State Summary—(Continued).

—(Continued).

Males.				Females.			
Total.	0-4.	5-14.	15 and over.	Total.	0-4.	5-14.	15 and over.
20.	21.	22.	23.	24.	25.	26.	27.
2	2	4	1	1	2
...
14	...	4	10	11	2	3	6
23	1	8	14	20	3	5	12
2	2	383	79	98	206
41	1	12	28	418	85	107	226
12,233	1,552	2,866	7,815	14,126	2,478	2,340	9,308
...
5	3	1	1	8	...	1	7
2	...	1	1
7	3	2	2	8	...	1	7
9	...	3	6
58	9	18	31	75	17	21	37
67	9	21	37	75	17	21	37
239	24	91	124	262	37	88	137
111	12	43	56	119	17	29	73
350	36	134	180	381	54	117	210

TABLE
Occupations by Age, Part (A)—

CLASS. GROUP.		OCCUPATION.	COUNTRY			
			Total.			
			Total.	0-4.	5-14.	15 and over.
1	2	3	28	29	30	31
G. Indefinite and Independent.	74a	Well-sinkers ...	23	6	8	9
		Excavators ...	2	2
		Road and canal laborers...	146	10	20	116
		Quarry-men ...	5,881	854	1,376	3,651
		Rice pounders & huskers...	2,537	800	512	1,725
		Total Sub-order 74(a) ...	8,589	1,170	1,916	5,503
		74b General labor ...	674,448	80,218	159,457	434,773
		75 Undefined means of livelihood ...	10,315	965	2,283	7,067
		76a House-rent and other property not being land ...	9	...	1	8
		Allowances from patrons...	20	20
		Total Sub-order 76(a) ...	29	...	1	28
		76b Educational endowments (scholarship)
		Mendicancy (not religious).	5,028	383	1,126	3,519
		Total Sub-order 76(b) ...	5,028	383	1,126	3,519
		77a Pension, civil services ...	1,333	150	274	909
	Pension, military services.	5	2	1	2	
	Total Sub-order 77(a) ...	1,338	152	275	911	

XVII.

Travancore State Summary—(Continued).

—(Continued).

Total.	Males.			Females.			
	0-4.	5-14.	15 and over.	Total.	0-4.	5-14.	15 and over.
32	33	34	35	36	37	38	39
12	4	2	6	11	2	6	3
2	2
94	6	12	76	52	4	8	40
4,120	504	981	2,635	1,761	350	395	1,016
154	91	40	23	2,383	209	472	1,702
4,382	605	1,035	2,742	4,207	565	881	2,761
333,057	37,176	80,196	215,685	341,391	43,042	79,261	219,088
644	21	81	542	9,671	944	2,202	6,525
6	...	1	5	3	3
...	20	20
6	...	1	5	23	23
2,554	172	545	1,837	2,474	211	581	1,682
2,554	172	545	1,837	2,474	211	581	1,682
718	70	162	486	615	80	112	423
—	—	5	2	1	2
718	70	162	486	620	82	113	425

TABLE
Occupations by Age, Part (A)—

OCCUPATION AND CLASS.			STATE			
			Total.			
CLASS.	GROUP.	OCCUPATION.	Total.	0—4.	5—14.	15 and over.
1	2	3	4	5	6	7
G. Indefinite and Independent.	77b	Inmates of asylums, &c ...	81	81
		Prisoners under trial ...	115	115
		Prisoners for debt ...	37	37
		Prisoners convicted ...	591	4	1	586
		Total Sub-order 77(b) ...	824	4	1	819
		Total Class G. ...	728,277	87,127	170,680	470,470
		Not stated ...	821	210	212	399
		Grand Total ..	2,557,736	322,216	604,671	1,630,849

XVII.

Travancore State Summary—(Continued).

TOTAL.

Males.				Females.			
Total.	0—4.	5—14.	15 and over.	Total.	0—4.	5—14.	15 and over.
8	9	10	11	12	13	14	15
55	55	26	26
108	108	7	7
37	37
570	1	1	568	21	3	...	18
770	1	1	768	54	3	...	51
354,829	39,646	85,056	230,127	373,448	47,481	85,624	240,343
282	127	101	54	539	83	111	345
1,290,415	153,399	308,827	828,189	1,267,321	168,817	295,844	802,660

TABLE
Occupations by Age, Part (A)—

CLASS. GROUP.		OCCUPATION.	TOWN			
			Total.			
			Total.	0-4.	5-14.	15 and over.
1	2	3	16	17	18	19
G. Indefinite and Independent.	77b	Inmates of asylums, &c...	81	81
		Prisoners under trial ...	105	105
		Prisoners for debt ...	37	37
		Prisoners convicted ...	528	4	1	523
		Total Sub-order 77(b) ...	751	4	1	746
		Total Class G. ...	28,457	4,239	5,622	18,596
		Not stated ...	593	160	138	295
	Grand Total ...	107,693	16,513	26,779	64,401	

XVII.

Travancore State Summary—(Continued).

—(Continued).

Males.				Females.			
Total.	0-4.	5-14.	15 and over.	Total.	0-4.	5-14.	15 and over.
20	21	22	23	24	25	26	27
55	55	26	26
100	100	5	5
37	37
510	1	1	508	18	3	...	15
702	1	1	700	49	3	...	46
13,400	1,602	3,036	8,762	15,057	2,637	2,586	9,834
177	97	59	21	416	63	79	274
54,501	7,706	13,916	32,879	53,192	8,807	12,863	31,522

TABLE
Occupations by Age, Part (A)—

CLASS.	GROUP.	OCCUPATION.	COUNTRY			
			Total.			
			Total.	0—4.	5—14.	15 and over.
1	2	3	28	29	30	31
G. Indefinite and Independent.	77b	Inmates of asylums, &c...
		Prisoners under trial ...	10	10
		Prisoners for debt
		Prisoners convicted ...	63	63
		Total Sub-order 77(b) ...	73	73
		Total Class G. ...	699,820	82,888	165,058	451,874
		Not stated ...	228	50	74	104
		Grand Total ...	2,450,043	305,703	577,892	1,566,448

XVI.

Travancore State Summary—(Continued).

—(Continued).

Males.				Females.			
Total.	0-4.	5-14.	15 and over.	Total.	0-4.	5-14.	15 and over.
32	33	34	35	36	37	38	39
...
8	8	2	2
...
60	60	3	3
68	68	5	5
341,429	38,044	82,020	221,365	358,391	44,844	83,038	230,509
105	30	42	33	123	20	32	71
1,235,914	145,693	294,911	795,310	1,214,129	160,010	282,981	771,138

TABLE
Occupations combined

SUB-ORDER.	OCCUPATION, &c.	TOTAL NUMBER OF PERSONS IN TABLE XVII.-(A).		
		Total.	Males.	Females.
1	2	3	4	5
6	Menials, &c.	40,936	23,369	17,567
14	Barbers	17,395	8,604	8,791
17	Cow and buffalo-keepers and milk and butter sellers	709	224	485
18	Grain dealers	1,084	725	359
19	Molasses (jaggery, gur, &c., makers and sellers	68,395	38,075	30,320
20	{ Oil pressers and sellers	14,071	7,874	6,197
		Oil cake dealers	677	526
42	Piece goods dealers	2,859	1,941	918
43	Gold and silver workers	19,140	10,001	9,139
44	Bell-metal workers and sellers	2,634	1,458	1,176
46	Blacksmiths	4,690	2,249	2,441
55	General merchants	119,907	58,722	61,185
57 (b)	Farmers of liquor	178	133	45
64	Principals, professors and teachers in colleges and schools	894	623	271
66	Advocates and pleaders	4,221	2,055	2,166
67 (a)	Practitioners without diploma (native physicians)	5,489	2,800	2,689
71	Actors, singers, dancers and their accom- panists	1,442	917	525
	Total ...	304,721	160,296	144,425

XVII.-(C).
with Agriculture.

PERSONS RETURNED AS COMBINING THE OCCUPATION WITH AGRICULTURE.

Total.			Connection with the land.								
Total.	Males.	Females.	(a) Owners or occupants.			(b) Tenants.			(c) Farm servants or field labourers.		
			Total.	Males.	Females.	Total.	Males.	Females.	Total.	Males.	Females.
6	7	8	9	10	11	12	13	14	15	16	17
194	117	77	7	4	3	63	35	28	124	78	46
1,483	786	697	230	117	113	178	84	94	1,075	585	490
64	28	36	25	13	12	9	4	5	30	11	19
372	168	204	114	46	68	47	31	16	211	91	120
66	24	42	12	5	7	11	4	7	43	15	28
101	43	58	31	11	20	9	3	6	61	29	32
278	135	143	48	29	19	17	9	8	213	97	116
864	345	519	238	134	104	87	43	44	539	168	371
2,149	1,122	1,027	479	245	234	147	72	75	1,523	805	718
49	25	24	12	7	5	13	6	7	24	12	12
3,143	1,478	1,665	438	217	221	147	71	76	2,558	1,190	1,368
13,417	6,464	6,953	3,125	1,718	1,407	1,114	704	410	9,178	4,042	5,136
47	22	25	31	14	17	5	3	2	11	5	6
43	42	1	8	7	1	8	8	...	27	27	...
879	436	443	198	91	107	119	70	49	562	275	287
743	332	411	264	141	123	137	69	68	342	122	220
24	15	9	9	4	5	7	4	3	8	7	1
23,916	11,582	12,334	5,269	2,803	2,466	2,118	1,220	898	16,529	7,559	8,970

TABLE A.
Christians by Sect and Race.

TABLE A.
Christians by Sect and Race, Part I.—Sects.

DISTRICT OR STATE.	TOTAL CHRISTIANS.													
	DISTRIBUTION BY SECT.					CHURCH OF ENGLAND.								
	Total.		Males.		Females.		Total.		Foreign.		Eurasian.		Native.	
	Males.	Females.	Males.	Females.	Males.	Females.	Males.	Females.	Males.	Females.	Males.	Females.	Males.	Females.
1	2	3	4	5	6	7	8	9	10	11	12			
Travancore	526,911	266,969	259,942	8,359	8,109	108	75	1	...	8,250	8,034			

DISTRIBUTION BY SECT—(Continued).

Total.	CONGREGATIONALIST.										EPISCOPALIAN.							
	Foreign.		Eurasian.		Native.		Total.		Foreign.		Eurasian.		Native.					
	Males.	Females.	Males.	Females.	Males.	Females.	Males.	Females.	Males.	Females.	Males.	Females.	Males.	Females.				
13	14	15	16	17	18	19	20	21	22	23	24	25	26	27	28			
54	59	1	..	4	5	49	54	3	5	3	3	2			

TABLE A.
Christians by Sect
and Race—(Continued).

TABLE A.
Christians by Sect and Race, Part I.—Sects—(Continued).

DISTRICT OR STATE.	LUTHERAN.										METHODIST.																													
	Total.					Foreign.					Eurasian.					Native.					Total.					Foreign.					Eurasian.					Native.				
	Males.	Females.	Males.	Females.	Males.	Females.	Males.	Females.	Males.	Females.	Males.	Females.	Males.	Females.	Males.	Females.	Males.	Females.	Males.	Females.	Males.	Females.	Males.	Females.	Males.	Females.	Males.	Females.	Males.	Females.	Males.	Females.								
1	29	30	31	32	33	34	35	36	37	38	39	40	41	42	43	44	45	46	47	48	49	50	51	52	53	54	55	56	57	58	59	60								
Travancore...	1	1	1	1	4	8	4	8									

DISTRICT OR STATE.	NON-CONFORMIST.										PRESBYTERIAN.																													
	Total.					Foreign.					Eurasian.					Native.					Total.					Foreign.					Eurasian.					Native.				
	Males.	Females.	Males.	Females.	Males.	Females.	Males.	Females.	Males.	Females.	Males.	Females.	Males.	Females.	Males.	Females.	Males.	Females.	Males.	Females.	Males.	Females.	Males.	Females.	Males.	Females.	Males.	Females.	Males.	Females.	Males.	Females.								
45	46	47	48	49	50	51	52	53	54	55	56	57	58	59	60	61	62	63	64	65	66	67	68	69	70	71	72	73	74	75	76									
1	...	1									

Christians by Sect and Race—(Continued).

TABLE A.
Christians by Sect and Race, Part I.—Sects—(Continued).

DISTRICT OR STATE.	DISTRIBUTION BY SECT—(Continued).															
	PROTESTANT.					ROMAN CATHOLIC.										
	Total.		Foreign.		Native.	Total.		Foreign.		Native.						
Males.	Females.	Males.	Females.	Males.	Females.	Males.	Females.	Males.	Females.	Males.	Females.					
1	61	62	63	64	65	66	67	68	69	70	71	72	73	74	75	76
TRAVANCORE.	13,288	12,501	38	24	59	57	13,141	12,420	141,604	137,503	43	30	172	167	141,389	137,396

DISTRICT OR STATE.	DISTRIBUTION BY SECT—(Continued).														
	SYRIAN.					NOT STATED.									
	Total.		Foreign.		Native.	Total.		Foreign.		Native.					
Males.	Females.	Males.	Females.	Males.	Females.	Males.	Females.	Males.	Females.	Males.	Females.				
77	78	79	80	81	82	83	84	85	86	87	88	89	90	91	92
80,371	87,203	89,371	87,203	14,333	14,403	10	11	49	18	14,274	14,484

TABLE A.
Christians by Sect and Race.

TABLE A.
Christians by Sect and Race, Part II.—Races.

DISTRICT OR STATE.		DISTRIBUTION BY RACE.														
		TOTAL CHRISTIANS.						A.—FOREIGN.								
		Males.		Females.		Total.		Church of England.		Congregationalist.		Episcopalian.		Methodist.		
		Total.	Males.	Females.	Total.	Males.	Females.	Males.	Females.	Males.	Females.	Males.	Females.	Males.	Females.	
1		2	3	4	5	6	7	8	9	10	11	12	13	14	15	
Travancore	...	526,911	266,969	259,942	360	209	151	108	75	1	...	3	3	4	8	
		DISTRIBUTION BY RACE—(Continued).														
		A.—FOREIGN—(Continued).						B.—EURASIAN.								
		Presbyterian.		Protestant		Roman Catholic.		Not stated.		Total.		Church of England.		Congregationalist.		
		Males.	Females.	Males.	Females.	Males.	Females.	Males.	Females.	Males.	Females.	Males.	Females.	Males.	Females.	
16	17	18	19	20	21	22	23	24	25	26	27	28	29	30	31	32
1	..	1	...	36	24	43	30	10	11	532	285	247	1	...	4	5

Christians by Sect and Race—(Continued).

TABLE A.
Christians by Sect and Race, Part II.—Races—(Continued).

DISTRICT OR STATE.	DISTRIBUTION BY RACE—(Continued).												
	B.—EURASIAN—(Continued).					C.—NATIVE.							
	Protestant.		Roman Catholic.		Not stated.		Total.		Church of England.		Congregationalist.		
Males.	Females.	Males.	Females.	Males.	Females.	Males.	Females.	Males.	Females.	Males.	Females.		
I	33	34	35	36	37	38	39	40	41	42	43	44	45
Travancore	59	57	172	167	49	18	525,019	266,473	259,544	8,250	8,034	49	54

DISTRIBUTION BY RACE—(Continued).

Episcopalian.	C.—NATIVE—(Continued).										
	Lutheran.		Protestant.		Roman Catholic.		Syrian.		Not stated.		
	Males.	Females.	Males.	Females.	Males.	Females.	Males.	Females.	Males.	Females.	
46	47	48	49	50	51	52	53	54	55	56	57
—	2	1	1	13,141	12,420	141,389	137,346	89,371	87,203	14,274	14,434

TABLE B.
Europeans and Eurasians by Age.

DISTRICT OR STATE.	EUROPEANS.						EURASIANS.																		
	Total.		All Ages.		0-14, 15-24, 25-49, 50 and over.		All Ages.		0-14, 15-24, 25-49, 50 and over.		All Ages.		0-14, 15-24, 25-49, 50 and over.												
	Males	Females	Total	Males	Females	Males	Females	Total	Males	Females	Males	Females	Males	Females											
1	2	3	4	5	6	7	8	9	10	11	12	13	14	15	16	17	18	19	20	21	22	23	24	25	26
TRAVANCORE. PART I.—Total Population.	893	495	398	361	210	151	63	42	62	67	59	28	26	14	532	285	247	62	87	124	99	66	46	33	15
PART II.—Persons enumerated in Military limits.	84	42	42	21	11	10	3	4	6	5	2	1	68	31	32	15	14	7	10	6	5	3	3
PART III.—Persons enumerated outside Military limits.	809	453	356	340	199	141	60	38	56	62	57	28	26	13	469	254	215	47	78	117	89	60	41	30	12

Note.—There are no Armenians in this State.

English Literates by
Caste, &c.TABLE C.
English Literates by Caste, &c.

Group.	CASTE AND RELIGION.		TOTAL STRENGTH.			
	Caste, &c.	Religion.	Males.		Females.	
			Total Males.	Literate. Total.	Total Females.	Literate. Total.
1 Military and Dominant.	1 Neir	Hindu	241,598	90,542	242,127	16,673
	2 Ambalakaran	"	1	1
	3 Kartēvu	"	55	12	...	2
	4 Koilkamburan	"	58	24	43	7
	5 Kshatrya	"	653	210	623	122
	6 Mahratta	"	50	8	43	...
	7 Maravar	"	2,889	433	2,753	10
	8 Pandāla	"	36	17	85	7
	9 Kajapūt	"	13	5	7	2
	10 Raju	"	30	9	22	5
	11 Sāmantakar	"	97	27	91	15
	12 Tampan	"	144	63	142	25
	13 Tirumulpād	"	232	106	178	51
	14 Unniyādiri	"	51	22	43	15
	15 Vellodi	"	18	4	26	1
Total group 1	...	245,925	91,483	246,175	16,935	
				606		43

Class.

A. Agricutlural.

English Literates by
Caste, &c.—(Continued).

2(a) Other Agricultural land-holding classes.	Hindu	7	5
1 Gavarula	...	27	31
2 Karayalar	...	3	2
3 Kattaran	...	210	213
4 Kodipattan	...	7
5 Kurumi	...	1
6 Lóti	...	1
7 Máli	...	487	489	34
8 Mudali	...	2,511	2,633	56
9 Pándi Sndra	...	2	2
10 Valamalu	...	22,808	22,078	781
11 Vellala	...	26,014	25,454	871
Total group 2(a)	...	94	98
2(c) Field-labouring classes.	Hindu	29,660	30,717
1 Karakkán	...	1	3	2
2 Karavar	...	2,811	2,844	107
3 Padayachi	...	36,463	35,384	4
4 Pellán	{ Hindu } { Christian }	103,153	99,463	91
5 Parish	Hindu	2	1,400	630
6 Pulaya	...	1,473	1,400	2
7 Udaya	...	39	48
8 Uliádan	...	173,696	169,962
9 Vettuvan	...	7	9	885
Total group 2(c)	...	28	16
4 Forest and Hill tribes.	Hindu	40	36
1 Iruler	...	28	11
2 Káttar	...	8	2
3 Káttilaya	...	2,498	2,311	4
4 Káttu Parisba (forest tribe)	...	3
5 Khond
6 Malayarién
7 Mariya

English Literates by Caste, &c.—(Continued).

TABLE C.
English Literates by Caste, &c.—(Continued).

CASTE AND RELIGION.		TOTAL STRENGTH.						
Group.	Caste, &c.	Religion.	Males.			Females.		
			Total Males.	Literate.		Total Females.	Literate.	
				Total.	English.		Total.	English.
10 Astrologers and quack-doctors.	1 Kaniyan	Hindu	4,846	1,674	4	4,702	98	..
	2 Pulluvan	"	123	151
	Total group 10		4,969	1,674	4	4,853	98	..
	Total class B.		37,478	16,223	896	34,549	1,921	2
14 Traders	1 Baliya	Hindu	249	83	14	200	2	..
	2 Baniya	{ Hindu Jain }	53	26	2	9
	3 Chetti	Hindu	9,089	2,613	35	8,680	184	..
	4 Ilavaiyan	"	1,647	255	2	1,664	5	..
	5 Jonaka	Mussalman	26,568	2,562	..	25,223	153	..
	6 Lebbai	"	213	41	..	148	13	..
	7 Mettan	"	27,323	2,155	7	26,568	145	..
	8 Rawut	"	30	4	..	27	2	..
	9 Vaduka	Hindu	1,427	501	5	1,269	15	..
	10 Vaiya	"	259	18	..	215
	Total group 14	..	67,058	8,258	65	63,998	519	..

Classes. B. Profession.

mercantile.

English Literates by
Caste, &c.—(Continued).

C. Com	15 Pedlars ... 1 Balakar 2 Manikar	Hindu " ...	6 22	1 14
	Total group 15 ...		28	1		14	
	Total class C. ...		67,086	8,259	65	64,012	519
17 Goldsmiths	Tattau	Hindu	12,506	4,481	15	12,192	128
	1 Kammalan	Hindu	985	205	1	997	19
	2 Kamsala	"	7	6	...
	Total group 17(a) ...		992	205	1	1,008	19
18 Barbers	1 Ilavati	Hindu	1,960	41	...	1,509	5
	2 Kavadi	"	2,677	294	...	2,590	13
	3 Komaram	"	138	5	...	119	...
	4 Keshurakan	"	7,987	943	6	8,143	44
	5 Maran	"	7,456	2,181	3	7,772	316
	6 Ostta	Mussalman	22	2	...	44	...
	7 Taravan	Hindu	226	229	...
	Total group 18 ...		19,866	3,466	9	20,406	378
19 Blacksmiths	1 Kollan	Hindu	13,908	1,708	...	13,079	120
	2 Lohar	"	3	1
	Total group 19 ...		13,906	1,704	...	13,079	120
20 Carpenters, masons & turners.	1 Asari	Hindu	16,932	4,013	1	16,709	247
	2 Tachan	"	2,014	334	...	2,052	7
	Total group 20 ...		18,946	4,347	1	18,761	254

D. Artisans and Village Mentals.

English Literates by Caste, &c.—(Continued).

TABLE C.
English Literates by Caste, &c.—(Continued).

Class.	CASTE AND RELIGION.			TOTAL STRENGTH.					
	Group.	Caste, &c.	Religion.	Males.			Females.		
				Total Males.	Literate.		Total Females.	Literate.	
					Total.	English.		Total.	English.
21 Brass and copper-smiths.	1 Chembutatti	Hindu	56	18	42
	2 Kannan	"	2,894	167	2,803	..	1
	Total group 21	...	2,950	185	2,845	..	1
22 Tailors	Panan	Hindu	1,409	169	1,299	6	8
	1 Idiyar	Hindu	660	69	605	..	4
	2 Mudayar	"	1
22(a) Grain purchasers and confectioners.	Total group 22(a)	...	661	69	605	..	4
	1 Kōri	Hindu	5	1	2
	2 Pannū	"	393	97	461	..	12
23 Weavers, calendarers and dyers.	3 Sālē	"	3,580	825	3,709	5	102
	Total group 23	...	3,978	923	4,172	5	114

Village Menials—(Continued).

English Literates by
Caste, &c.—(Continued).

24 Washermen	1 Ainuttar	...	Hindu	1
	2 Dobi	65	11	73
	3 Mannān	3,509	"	...	72	3,573
	4 Veludān	6,993	"	...	744	...	4	6,833	52	...
	Total group 24	10,568		827	4	10,480	4	10,480	52			
26 Shepherds and wool-weavers.	1 Āttidāya	109	Hindu	...	9	108	1	...
	2 Gollālu	36	"	...	42	...	1	31
	3 Idāya	2,863	"	...	442	...	7	2,985	29	...
	4 Kāngaya	67	"	...	5	58
	5 Kūttidāya	58	"	...	2	47
	Total group 26	3,133		467	8	3,229	8	3,229	30			
27 Oil-pressers	1 Chekkāla	5,739	Hindu	...	784	...	1	5,853	65	...
	2 Vānian	7,031	"	...	995	...	6	6,727	68	...
	Total group 27	12,770		1,779	7	12,580	7	12,580	133			
28 Potters	Kosava	3,269	Hindu	...	430	3,126	50	...
30 Salt, &c., workers.	Alava	206	Hindu	...	28	188	9	...
31 Lime-burners	Paravan	3,983	Hindu	...	252	4,189	28	...
35 Fishermen, boatmen, pal- bearers, water bearers, cooks, &c.	1 Chaluppan	471	Hindu	...	20	450
	2 Kāhar	1	"
	3 Marakkān	2,639	(Musliman)	...	314	2,852	18	...
	4 Mukkuvan	15,082	(Christian...)	...	931	...	1	15,272	102	...
	5 Pondan	617	Hindu	...	91	...	1	522	7	...
	Total group 35	18,810		1,356	2	19,096	2	19,096	127			

English Literates by Caste, &c.—(Continued).

TABLE C.

English Literates by Caste, &c.—(Continued).

Class.	CASTE AND RELIGION.		TOTAL STRENGTH.						
	Group.	Caste, &c.	Religion.	Males.		Females.		Total.	
				Total Males.	Literate.	Total Females.	Literate.		
									Total.
	35(a) Personal service.	Chakkār	Hindu	306	..	259
	36 Distillers and toddy-drawers.	1 Iluva	Hindu	206,528	24,996	207,689	30	1,089	..
		2 Pashi	"	3
		3 Chānān	"	70,001	8,566	68,610	15	250	..
		4 Tandān	"	11,158	317	11,456	..	68	..
		Total group 36	..	287,690	28,879	285,755	45	1,407	..
	38 Leather workers.	Chemman	Hindu	1,094	48	1,062	..	5	..
	39 Scavengers	1 Dās	Hindu	5	..	5
		2 Valluvan	"	56	23	57	3	7	..
		Total group 39	..	61	23	62	3	7	..
		Total class D.	..	417,104	49,698	414,389	106	2,874	..

—(Continued).

D. Artisans and Village Mentals

English Literates by
Caste, &c.—(Continued).

	Kallāsārī	Hindu	4,079	38	...	4,059	23	...
40 Grind-stone makers and stone quarriers.		Hindu						
41 Earth workers & stone dressers.	1 Ottan 2 Ottiya	Hindu "	292 10	16 1	2 ...	85 15
	Total group 41	...	302	17	2	100
43 Matmakers, cane splitters, grass-cutters, &c.	Nolayan	Hindu	1,260	89	...	1,063	2	...
44 Hunters, fowlers, &c.	1 Talavan 2 Vedan 3 Vettāran	Hindu " "	371 3,498 178	... 53	385 3,311 171
	Total group 44	...	4,047	53	...	3,867
45 Miscellaneous and disreputable vagrants.	1 Kākkālan 2 Passiavan	Hindu "	422 35	8	475 29
	Total group 45	...	457	8	...	504
45(a) Beggars	1 Panisivan 2 Sangampandāram	Hindu "	32 5,416	... 474	... 2	26 5,308	13	...
	Total group 45(a)	...	5,448	474	2	5,334	13	...
46 Tumblers and acrobats.	1 Gopāl 2 Kūttādi	Hindu "	3 17	2 13	1 21
	Total group 46	...	20	15	...	22

E. Vagrant minor Artisans and Performers.

English Literates by
Caste, &c.—(Continued).TABLE C.
English Literates by Caste, &c.—(Continued).

Class.	CASTE AND RELIGION.		TOTAL STRENGTH.					
	Group.	Caste, &c.	Religion.	Males.		Females.		English.
				Total Males.	Literate.	Total Females.	Literate.	
Vagrant, &c. (Contd.)	47 Jugglers, snake charmers and animal exhibitors.	Kuluvan	Hindu	42	..	31
		Total class E.	..	15,655	694	4	14,980	38
and Nationalities.	48 Asiatic races of reputed non-Indian descent.	1 Arabs	Mussalman	280	58	186	10	..
		2 Chinese	Christian	1	1
		3 Jew	Jew	65	34	60	36	..
		4 Kabül	Mussalman	84	17	45	4	..
		5 Mughul	"	317	78	265	20	..
		6 Parsi	Parsi	1
		7 Pathän	Mussalman	2,508	632	1,845	165	..
		8 Sheik	"	240	156	174	40	..
		9 Singhaliese	Hindu	17	..	12
		10 Syed	Mussalman	117	70	115	26	1
	Total group 48	..	3,610	1,046	64	2,702	301	1

English Literates by
Caste, &c.—(Continued).

F. Races		G. Undefined.									
50 Non-Asiatic races.	European	{ Christian } { None }	210	160	149	151	88	72			
51 Eurasians	1 East Indian 2 Eurasian	Christian "	995 285	435 208	180 177	1,077 247	305 140	38 61			
	Total group 51	...	1,280	638	357	1,324	445	99			
52 Christian con- verts.	1 Native 2 Syrian	Christian "	112,489 150,395	28,658 27,555	310 224	108,517 147,400	4,189 4,240	27 39			
	Total group 52	...	262,884	56,213	534	255,917	8,429	66			
	Total class F.	...	267,984	55,057	1,104	260,094	9,263	238			
54 Linguistic, terri- torial & religious names.	1 Bengalese 2 Guzarati 3 Jain 4 Kannadiyan 5 Konkanese 6 Kutch 7 Mussalman 8 Tamil 9 Telugu 10 Tulukkan	Hindu " Jain Hindu " Mussalman " Hindu " Mussalman	3 28 3 19 3,681 147 7,203 3 10 15,555	3 21 2 ... 1,456 43 1,368 3 ... 4,412 10 2 3 ... 8	... 20 ... 22 3,389 169 7,547 ... 10 14,215 99 7 358 ... 301			
	Total group 54	...	26,652	7,308	23	25,372	765	...			

English Literates by Caste, &c.—(Continued).

TABLE C.

English Literates by Caste, &c.—(Continued).

Class.	CASTE AND RELIGION.		TOTAL STRENGTH.					
	Group.	Caste, &c.	Religion.	Males.		Females.		Literate.
				Total Males.	Literate.	Total Females.	Literate.	
				Total	English	Total	English	Total
55	Unknown		Hindu	77	26	20	2	4
	1	Balaji	"	7	"	4	"	"
	2	Bhavarasi	"	1	"	"	"	"
	3	Bhujar	"	1	"	"	"	"
	4	Bhujavar	"	6	"	3	"	"
	5	Chilambatti	"	1	"	"	"	"
	6	Heathen	"	2	"	1	"	"
	7	Kadiyan	"	2	"	"	"	"
	8	Kamavar	"	3	"	1	"	"
	9	Kodayan	"	1	"	1	"	"
	10	Kuch	"	146	"	100	"	"
	11	Malayankaran	"	1	"	3	"	"
	12	Mustan	Mussalman	5	"	8	"	"
	13	Nagamom	"	104	"	88	"	"
	14	Nalkan	Hindu	1	"	"	"	"
	15	Naralaveln	"	63	"	"	"	"
	16	Neriyen	"	10	"	8	"	"
	17	Nodiyen	"	"	"	"	"	"

fined—(Continued).

TABLE C.
English Literates by
Caste, &c.—(Continued).

18 Not stated	Hindu ... Christian ... None	108	26	2	84	2	...
19 Pani	Mussalman ...	425	97	...	473	36	...
20 Pattól	Hindu ...	5	2	...	5
21 Sahabiti	" "	1	4
22 Tãli	" "	1
23 Tãttedam	" "	6	4
24 Tolar	" "	4	2	...	2
Total group 55	...	981	153	4	892	42	...
Total class G.	...	27,633	7,461	27	26,264	807	...
Grand Total	...	1,290,415	246,557	3,137	1,267,321	34,139	284

TABLE
Castes by

CLASS.	CASTE AND RELIGION.			TOTAL	
	GROUP.	CASTE, & C.	Religion.	Males	
				Total Males.	Pupils.
A. Agricultural.	1 Military and Dominant.	1 Nair ...	Hindu ...	241,598	20,162
		2 Ambalakāran ...	" ...	1	...
		3 Kartāvu ...	" ...	55	4
		4 Koiltamburān ...	" ...	58	7
		5 Kshatrya ...	" ...	653	77
		6 Mahratta ...	" ...	50	2
		7 Maravar ...	" ...	2,889	76
		8 Pandāla ...	" ...	36	4
		9 Rajaput ...	" ...	13	1
		10 Raju ...	" ...	30	2
		11 Sāmantakar ...	" ...	97	16
		12 Tampān ...	" ...	144	15
		13 Tirumulpād ...	" ...	232	19
		14 Unniyādiri ...	" ...	51	4
		15 Vellodi ...	" ...	18	1
		Total group 1	245,925	20,390
	2(a) Other Agricultural land-holding classes.	1 Gavaruḷu ...	Hindu ...	7	2
		2 Karayālar ...	" ...	27	...
		3 Kattāran ...	" ...	3	...
		4 Kodipattan ...	" ...	210	7
5 Kuruni ...		" ...	7	...	
6 Lōti ...		" ...	1	...	
7 Mālli ...		" ...	1	...	
8 Mudali ...		" ...	437	18	
9 Pāndi Sudra ...		" ...	2,511	74	
10 Valamalu ...		" ...	2	...	
11 Vellālā ...		" ...	22,808	1,730	
	Total group 2(a)	26,014	1,831	
2(c) Field-labouring classes.	1 Kanakkan ...	Hindu ...	94	3	
	2 Kuravar ...	" ...	29,660	119	
	3 Padayāchi ...	" ...	1	...	
	4 Pallan ...	" ...	2,811	8	
	5 Pariah ...	{ Hindu ... } { Christian }	36,463	165	

D.

Education.

STRENGTH.

—(Continued).			Females.				
Literate.	Illiterate.	Not stated.	Total Females	Pupils.	Literate.	Illiterate.	Not stated.
90,542	130,894	...	242,127	3,897	16,673	221,557	...
1
12	39	...	42	1	2	39	...
24	27	...	43	2	7	34	...
210	366	...	623	30	122	471	...
8	40	...	43	43	...
433	2,380	...	2,753	10	10	2,733	...
17	15	...	35	2	7	26	...
5	7	...	7	...	2	5	...
9	19	...	22	1	5	16	...
27	54	...	91	4	15	72	...
63	66	...	142	2	25	115	...
106	107	...	178	4	51	123	...
22	25	...	43	2	15	26	...
4	13	...	26	...	1	25	...
91,483	134,052	...	246,175	3,955	16,935	225,285	...
...	5	...	5	5	...
5	22	...	31	31	...
...	3	...	2	2	...
2	201	...	213	213	...
...	7
...	1
...	1
144	275	...	489	9	34	446	...
636	1,801	...	2,633	13	56	2,564	...
...	2	...	3	3	...
8,114	12,963	1	22,078	251	781	21,046	...
8,901	15,281	1	25,454	273	871	24,310	...
3	88	...	98	...	2	96	...
467	29,074	...	30,717	74	107	30,536	...
1	3	3	...
52	2,751	...	2,844	5	4	2,835	...
858	35,440	..	35,384	53	91	35,240	...

TABLE
Castes by

CLASS.	CASTE AND RELIGION.			TOTAL	
	GROUP.	CASTE, &C.	Religion.	Males	
				Total Males.	Pupils.
A. Agricultural.	2(c) Field-labouring classes —(Continued).	6 Pulaya ...	Hindu ...	103,153	3,135
		7 Udaya ...	" ...	2	—
		8 Ullādan ...	" ...	1,473	2
		9 Vettuvan ...	" ...	39	1
		Total group 2(c)	173,696	3,433
	4 Forest and Hill tribes.	1 Iruler ...	Hindu ...	7	—
		2 Kāttar ...	" ...	23	—
		3 Kāttilaya ...	" ...	40	1
		4 Kāttu Parisha (forest tribe) ...	" ...	23	—
		5 Khond ...	" ...	8	—
		6 Malayarien ...	" ...	2,498	12
		7 Mariya ...	" ...	3	—
		8 Mūduvan ...	" ...	545	—
9 Mynāta ...		" ...	24	—	
10 Nādipanikkan ...		" ...	9	—	
11 Pania ...	"	—		
12 Vēlan ...	" ...	8,660	13		
Total group 4	11,840	26		
Total class A.	457,475	2,6850		
B. Professional.	5 Priests.	1 Brahmin ...	Hindu ...	1,423	336
		Foreign Brahmin ...	" ...	1,961	445
		Aiyengar ...	" ...	479	59
		Canarese Brahmin ...	" ...	18	2
		Gonda Brahmin ...	" ...	66	4
		Hindustavi Brahmin ...	" ...	3	1
		Kannadasta ...	" ...	4	—
		Kāsi Brahmin ...	" ...	24	1
		Kōsiar ...	" ...	34	7
		Mahratta Brahmin ...	" ...	525	99
		Nambiyān ...	" ...	110	12
		Surveriya ...	" ...	1	—
		Tamil Brahmin ...	" ...	11,238	1,396
Telugu Brahmin ...	" ...	385	76		

D.

Education—(Continued).

STRENGTH.

—(Continued).			Females.				
Literate.	Illiterate.	Not stated.	Total Females	Pupils.	Literate.	Illiterate.	Not stated.
4,031	95,987	...	99,463	72	630	98,761	...
...	2	...	5	5	...
12	1,459	...	1,400	...	2	1,398	...
4	34	...	48	48	...
5,428	164,835	...	169,962	204	836	168,922	...
...	7	...	9	9	...
6	17	...	16	16	...
7	32	...	36	36	...
...	23	...	11	11	...
1	7	...	2	2	...
60	2,426	...	2,311	...	4	2,307	...
...	3
15	530	...	532	532	...
4	20	...	20	20	...
...	9	...	20	20	...
...	2	2	...
317	8,330	...	8,483	...	71	8,412	...
410	11,404	...	11,442	...	75	11,367	...
106,222	325,572	1	453,033	4,432	18,717	429,884	...
793	294	...	1,222	77	98	1,047	...
1,044	472	...	1,568	86	142	1,340	...
244	176	...	419	13	61	345	...
9	7	...	17	...	7	10	...
35	27	...	11	...	4	7	...
2	3	3	...
2	2	...	5	...	1	4	...
17	6	...	35	...	3	32	...
18	9	...	33	2	16	15	...
255	171	...	439	15	97	327	...
32	66	...	104	2	9	93	...
1
6,325	3,517	...	10,661	349	472	9,840	...
140	169	...	412	12	26	374	...

TABLE
Caste by

CLASS.	CASTE AND RELIGION.			TOTAL	
	GROUP.	CASTE, &C.	Religion.	Males	
				Total Males.	Pupils.
B. Professional.	5 Priests —(Continued).	Malayala Brahmin ...	Hindu ...	1,866	11
		Akkaradēsi ...	" ...	25	4
		Bhattadiri ...	" ...	74	5
		Embrān ...	" ...	1,150	178
		Nambūdiri ...	" ...	1,979	100
		Ponmany Gramom ...	" ...	55	1
		Pōtti ...	" ...	1,421	72
		Tiruvalladēsi ...	" ...	167	17
		Trippūnitoraidēsi ...	" ...	50	10
		2 Ariapattar ...	" ...	21	7
	3 Ilayadu ...	" ...	1,686	55	
	4 Tangal ...	Mussalman.	9	...	
		Total group 5	24,774	2,898
	6 Devotees.	1 Fakkir ...	Mussalman.	4	...
		2 Gosains ...	Hindu. ...	40	...
		3 Sanniyāsi ...	" ...	8	...
		4 Vyraṇi ...	" ...	356	24
	Total group 6	408	24	
7 Temple ser- vants.	1 Ambalavāsi ...	Hindu ...	3,890	140	
	2 Krishnavagai ...	" ...	3,394	184	
	3 Pilāppalli ...	" ...	33	13	
	4 Sātāni ...	" ...	7	...	
	Total group 7	7,324	337	
8 Genealogists...	Tākur ...	Hindu ...	3	...	
10 Astrologers & quack doctors.	1 Kañiyān ...	Hindu ..	4,846	193	
	2 Pulluvan ...	" ...	123	...	
	Total group 10	4,969	193	
	Total class B.	37,478	3,452	

D.

Education—(Continued).

STRENGTH.

—(Continued).			Females.				
Literate.	Illiterate.	Not stated.	Total Females	Pupils.	Literate.	Illiterate.	Not stated.
914	941	..	1,585	31	162	1,392	..
9	12
50	19	...	72	3	5	64	...
369	603	...	788	14	74	700	...
935	944	...	1,771	11	107	1,653	...
23	31	...	41	2	3	36	...
643	706	...	1,174	6	151	1,017	...
50	100	..	161	12	28	121	...
15	25	...	16	1	3	12	...
7	7	...	19	1	4	14	...
535	1,096	...	1,574	10	72	1,492	...
2	7	...	5	5	...
12,469	9,407	...	22,185	647	1,545	19,943	..
4	1	1	...
8	32	...	21	21	...
4	4	...	1	1	...
97	235	...	356	9	18	329	...
113	271	...	379	9	18	352	...
1,097	2,653	...	3,579	12	183	3,384	...
855	2,352	...	3,559	6	74	3,479	...
14	6	...	36	1	2	33	...
1	6	...	7	...	1	6	...
1,970	5,017	...	7,181	19	260	6,902	..
...	3	...	1	1	...
1,674	2,979	...	4,702	10	98	4,594	...
..	123	...	151	151	...
1,674	3,102	...	4,853	10	98	4,745	..
16,226	17,800	...	34,549	685	1,921	31,943	...

TABLE
Caste by

CLASS.	CASTE AND RELIGION.			TOTAL	
	GROUP.	CASTE, &C.	Religion.	Males	
				Total Males.	Pupils.
C. Commercial.	14 Traders ...	1 Balija ...	Hindu ...	249	32
		2 Baniya ...	{ Hindu } { Jain }	53	3
		3 Chetti ...	Hindu ...	9,089	582
		4 Ilavaniyan ...	" ...	1,647	114
		5 Jonaka ...	Mussalman	26,568	427
		6 Labbai ...	" ...	213	12
		7 Mëttan ...	" ...	27,523	343
		8 Rāwut ...	" ...	30	2
		9 Vaduka ...	Hindu ...	1,427	27
		10 Vaisya ...	" ...	259	...
	Total group 14	67,058	1,542	
	15 Pedlars ...	1 Balukar ...	Hindu ...	6	...
		2 Manikar ...	" ...	22	...
		Total group 15	28	...
		Total class C.	67,086	1,542
D. Artisans and Village Menials.	17 Goldsmiths ...	Tattān ...	Hindu ...	12,506	1,188
	17(a) Artisans (general).	1 Kammālan ...	Hindu ...	985	65
		2 Kamsāla ...	" ...	7	...
		Total group 17(a)	992	65
	18 Barbers ...	1 Ilavāti ...	Hindu ...	1,360	38
2 Kāvadi ...		" ...	2,677	40	
3 Komaram ...		" ...	138	1	
4 Kshourakan ...		" ...	7,987	113	
5 Mārān ...		" ...	7,456	422	
6 Ostta ...		Mussalman	22	1	
7 Taravan ...		Hindu ...	226	...	
Total group 18	19,866	615	

D.

Education—(Continued).

STRENGTH.

--(Continued).

			Females.				
Literate.	Illiterate.	Not stated.	Total Females	Pupils.	Literate.	Illiterate.	Not stated.
83	132	2	200	2	2	195	1
26	24	...	9	9	...
2,613	5,894	...	8,680	75	184	8,421	...
255	1,278	...	1,664	18	5	1,641	...
2,562	23,579	...	25,223	93	153	24,977	...
41	158	2	148	2	13	133	...
2,155	25,025	...	26,563	46	145	26,372	...
4	24	...	27	1	2	24	...
501	899	...	1,269	...	15	1,254	...
18	241	...	215	215	...
8,258	57,254	4	63,998	237	519	63,241	1
1	5
...	22	...	14	14	...
1	27	...	14	14	...
8,259	57,281	4	64,012	237	519	63,255	1
4,481	6,837	...	12,192	19	128	12,045	...
205	715	...	997	3	19	975	...
...	7	...	6	6	...
205	722	...	1,003	3	19	981	...
41	1,281	...	1,509	2	5	1,502	...
294	2,343	...	2,590	1	13	2,576	...
5	132	...	119	119	...
943	6,931	...	8,143	11	44	8,088	...
2,181	4,853	...	7,772	63	316	7,393	...
2	19	...	44	44	...
...	226	...	229	229	...
3,466	15,785	...	20,406	77	378	19,951	...

TABLE
Caste by

CLASS.	CASTE AND RELIGION.			TOTAL.	
	GROUP.	CASTE, &c.	Religion.	Males	
				Total Males.	Pupils.
D. Artisans and Village Menials.	19 Blacksmiths...	1 Kollan ...	Hindu ...	13,903	207
		2 Lohar ...	" ...	3	...
		Total group 19	13,906	207
	20 Carpenters, masons and turners.	1 Āsāri ...	Hindu ...	16,932	533
		2 Tachan ...	" ...	2,014	60
		Total group 20	18,946	593
	21 Brass & cop- persmiths.	1 Chembutatti ...	Hindu ...	56	5
		2 Kannān ...	" ...	2,894	40
		Total group 21	2,950	45
	22 Tailors ...	Pānān ...	Hindu ...	1,409	27
	22(a) Grain par- chers and con- fectioners.	1 Idiyar ...	Hindu ...	660	54
		2 Mudayar ...	" ...	1	..
Total group 22(a)	661	54	
23 Weavers, ca- lenderers and dyers.	1 Kori ...	Hindu ...	5	..	
	2 Patnūl ...	" ...	393	15	
	3 Sālē ...	" ...	3,580	164	
	Total group 23	3,978	179	
24 Washermen...	1 Ainuttar ...	Hindu ...	1	..	
	2 Dōbi ...	" ...	65	4	
	3 Mannān ...	" ...	3,509	22	
	4 Velutadan ...	" ...	6,993	73	
	Total group 24	10,568	99	
26 Shepherds and wool-weavers.	1 Āttidaya ...	Hindu ...	109	4	
	2 Gollalu ...	" ...	36	10	

D.

Education—(Continued).

STRENGTH.

—(Continued).			Females.				
Literate.	Illiterate.	Not stated.	Total Females	Pupils.	Literate.	Illiterate.	Not stated.
1,703 1	11,993 2	...	13,079 ...	15 ...	120 ...	12,944
1,704	11,995	...	13,079	15	120	12,944	...
4,013 334	12,386 1,620	...	16,709 2,052	59 9	247 7	16,403 2,036	...
4,347	14,006	...	18,761	68	254	18,439	...
18 167	33 2,687	...	42 2,803	42 2,802	...
185	2,720	...	2,845	...	1	2,844	...
169	1,213	...	1,299	...	8	1,291	...
69 ...	537 1	...	606 ...	5 ...	4 ...	597
69	538	...	606	5	4	597	...
1 97 825	4 281 2,591	...	2 461 3,709	2 449 3,582	...
923	2,876	...	4,172	25	114	4,033	...
...	1	...	1	1	...
11 72 744	50 3,415 6,176	...	73 3,573 6,833	1	72 3,573 6,770	...
827	9,642	...	10,480	12	52	10,416	...
9 9	96 17	...	108 31	...	1 ...	107 29	...

TABLE
Caste by

CLASS.	CASTE AND RELIGION.			TOTAL	
	GROUP.	CASTE, &c.	Religion.	Males	
				Total Males.	Pupils.
D. Artisans and Village Menials.	26 Shepherds and wool-weavers (Continued).	3 Idaya ...	Hindu ...	2,863	58
		4 Kāngaya ...	" ...	67	2
		5 Kūttidaya ...	" ...	58	1
		Total group 26	3,133	75
	27 Oil-pressers...	1 Chekkāla ...	Hindu ...	5,739	182
		2 Vānian ...	" ...	7,031	148
		Total group 27	12,770	330
	28 Potters ...	Kosava ...	Hindu ...	3,269	76
	30 Salt, &c., workers ...	Alava ...	Hindu ...	206	13
			Hindu ...	3,983	40
	31 Lime burners	Paravan ...	Hindu ...	3,983	40
	35 Fishermen, boatmen, palikbearers, water bearers, cooks, &c.	1 Chaluppan ...	Hindu ...	471	7
		2 Kāhar ...	" ...	1	...
		3 Marakkan ...	{ Musslmn Christn. }	2,639	97
		4 Mukkuvan ...	Hindu ...	15,082	210
5 Pōndan ...		" ...	617	13	
Total group 35	18,810	327	
35(a) Personal service.	Chākkār ...	Hindu ...	306	...	
36 Distillers and toddy-drawers.	1 Iluva ...	Hindu ...	206,528	3,173	
	2 Pāshi ...	" ...	3	...	
	3 Chānnān ...	" ...	70,001	949	
	4 Tandāu ...	" ...	11,158	54	
	Total group 36	287,690	4,176	

D.

Education—(Continued).

STRENGTH.

—(Continued).			Females.				
Literate.	Illiterate.	Not stated.	Total Females	Pupils.	Literate.	Illiterate.	Not stated.
442	2,363	...	2,985	2	29	2,954	...
5	60	...	58	58	...
2	55	...	47	47	...
467	2,591	...	3,229	4	30	3,195	...
784	4,773	...	5,853	18	65	5,770	...
995	5,888	...	6,727	7	68	6,652	...
1,779	10,661	...	12,580	25	133	12,422	...
430	2,763	...	3,126	9	50	3,067	...
28	165	...	188	3	9	176	...
252	3,691	...	4,189	4	28	4,157	...
20	444	...	450	2	...	448	...
...	1
314	2,228	...	2,852	3	18	2,831	...
931	13,941	...	15,272	58	102	15,112	...
91	513	...	522	4	7	511	...
1,356	17,127	...	19,096	67	127	18,902	...
...	306	...	259	259	...
24,996	178,359	...	207,689	1,038	1,089	205,562	...
...	3
3,566	65,486	...	66,610	121	250	66,239	...
317	10,787	...	11,456	17	68	11,371	...
28,879	254,635	...	285,755	1,176	1,407	283,172	...

TABLE
Caste by

CLASS.	CASTE AND RELIGION.			TOTAL	
	GROUP.	CASTE, &C.	Religion.	Males	
				Total Males.	Pupils.
D. Artisans and Village Menials.	38 Leather workers.	Chemman ...	Hindu ...	1,094	5
	39 Scavengers ...	1 Dass ...	Hindu ...	5	...
		2 Valluvan ...	" ...	56	12
		Total group 39 ...		61	12
	Total class D. ...		417,104	8,126	
E. Vagrant minor Artisans and Performers.	40 Grind-stone makers and stone quarriers.	Kallasari ...	Hindu ...	4,079	55
	41 Earth workers and stone dressers.	1 Ottan ...	Hindu ...	292	...
		2 Otiya ...	" ...	10	...
		Total group 41 ...		302	...
	43 Matmakers, cane splitters, grass-cutters, &c.	Nolayan ...	Hindu ...	1,260	23
	44 Hunters, fowlers, &c.	1 Talavan ...	Hindu ...	371	...
		2 Vedan ...	" ...	3,498	12
	3 Vettaran ...	" ...	178	...	
	Total group 44 ...		4,047	12	
45 Miscellaneous and disreputable vagrants.	1 Kakkalan ...	Hindu ...	422	6	
	2 Passiavan ...	" ...	35	...	
	Total group 45 ...		457	6	
45(a) Beggars ...	1 Panisivan ...	Hindu ...	32	4	
	2 Sangampandaram ...	" ...	5,416	66	
	Total group 45(a) ...		5,448	70	

D.

Education—(Continued).

STRENGTH.

—(Continued).			Females.				
Literate.	Illiterate.	Not stated.	Total Females	Pupils.	Literate.	Illiterate.	Not stated.
48	1,041	...	1,062	...	5	1,057	...
...	5	...	5	5	...
23	21	...	57	4	7	46	...
23	26	...	62	4	7	51	...
49,638	359,340	..	414,369	1,516	2,874	409,999	...
38	3,986	...	4,059	2	23	4,034	...
16	276	...	85	85	...
1	9	...	15	15	...
17	285	...	100	100	...
89	1,148	...	1,063	...	2	1,061	...
...	371	...	385	385	...
53	3,483	..	3,311	3,311	...
...	178	...	171	171	...
53	3,982	...	3,867	3,867	...
8	408	...	475	475	...
...	35	...	29	29	...
8	443	...	504	504	...
...	28	...	26	26	...
474	4,876	...	5,308	6	13	5,289	...
474	4,904	...	5,334	6	13	5,315	...

TABLE
Caste by

CLASS.	CASTE AND RELIGION.			TOTAL	
	GROUP.	CASTE, &C.	Religion.	Males	
				Total Males.	Pupils.
E. Vagrant minor Artisans and Performers.	46 Tumblers and acrobats.	1 Gopāl ...	Hindu ...	3	1
		2 Küttādi ...	" ...	17	3
	Total group 46	20	4
	47 Jugglers, snake charmers and animal exhibitors.	Kuluvan ...	Hindu ...	42	...
Total class E.	15,655	170	
F. Races and Nationalities.	48 Asiatic races of reputed non-Indian descent.	1 Arabs ...	Mussalman.	260	40
		2 Chinese ...	Christian..	1	...
		3 Jew ...	Jew ...	65	16
		4 Kābūl ...	Mussalman.	84	7
		5 Mughul ...	" ...	317	12
		6 Parsi ...	Parsi ...	1	...
		7 Pathan ...	Mussalman.	2,508	126
		8 Sheik ...	" ...	240	45
		9 Singhalese ...	Hindu ...	17	...
		10 Syed ...	Mussalman.	117	12
Total group 48	3,610	258	
50 Non-Asiatic races.	European ...	{ Christian None ... }	210	24	
51 Eurasians ...	1 East Indian ...	Christian..	995	158	
	2 Eurasian ...	" ...	285	44	
	Total group 51	1,280	202
52 Christian converts.	1 Native ...	Christian..	112,489	5,642	
	2 Syrian ...	" ...	150,395	5,811	
	Total group 52	262,884	11,453
Total class F.	267,984	11,937	

D.

Education—(Continued).

STRENGTH.

—(Continued).

Females.

Literate.	Illiterate.	Not stated.	Total Females	Pupils.	Literate.	Illiterate.	Not stated.
2	1	1	..
13	1	..	21	21	..
15	1	..	22	22	..
..	42	..	31	31	..
694	14,791	..	14,980	8	38	14,934	..
58	162	..	186	4	10	172	..
1
34	15	..	60	14	36	10	..
17	60	..	45	..	4	41	..
78	227	..	265	4	20	241	..
..	1
632	1,750	..	1,845	80	165	1,600	..
156	39	..	174	10	40	124	..
..	17	..	12	12	..
70	35	..	115	1	26	88	..
1,046	2,306	..	2,702	113	301	2,288	..
160	26	..	151	34	88	29	..
435	402	..	1,077	96	305	676	..
203	38	..	247	38	140	69	..
638	440	..	1,324	134	445	745	..
28,658	78,189	..	108,517	1,224	4,189	103,104	..
27,555	117,029	..	147,400	1,108	4,240	142,052	..
56,213	195,218	..	255,917	2,332	8,429	245,156	..
58,057	197,990	..	260,094	2,613	9,263	248,218	..

TABLE
Caste by

CLASS.	CASTE AND RELIGION.			TOTAL		
	GROUP.	CASTE, &C.	Religion.	Males		
				Total Males.	Pupils.	
G. Undefined.	54 Linguistic, territorial and religions names.	1 Bengalese ...	Hindu ...	8	...	
		2 Guzerati ...	" ...	28	...	
		3 Jain ...	Jain ...	3	1	
		4 Kannádiyan ...	Hindu ...	19	...	
		5 Konkani ...	" ...	3,681	249	
		6 Kutch ...	Mussalman.	147	30	
		7 Mussalman ...	" ...	7,203	320	
		8 Tamil ...	Hindu ...	3	...	
		9 Telugu ...	" ...	10	...	
		10 Tulukken ...	Mussalman.	15,555	402	
		Total group 54	26,652
	55 Unknown ...	1 Báláji ...	Hindu ...	77	11	
		2 Bhavarási ...	" ...	7	...	
		3 Bhujár ...	" ...	1	...	
		4 Bhujavar ...	" ...	1	...	
		5 Chilambátti ...	" ...	6	...	
		6 Heathen ...	" ...	1	...	
		7 Kadiyan ...	" ...	2	...	
		8 Kámuvar ...	" ...	2	...	
		9 Kodayan ...	" ...	3	...	
		10 Kúch ...	" ...	1	...	
		11 Malayánkáran ...	" ...	146	...	
		12 Mustán ...	Mussalman	1	...	
		13 Nágamom ...	Hindu ...	5	...	
		14 Nálikan ...	" ...	104	...	
		15 Naralavélu ...	" ...	1	...	
		16 Neriyan ...	" ...	63	...	
17 Nodiyan ...	" ...	10	...			
18 Not stated ...	{ Christ. None Hindu }	108	13			
19 Pani ...	Mussalman	425	21			
20 Pattól ...	Hindu ...	5	...			
21 Sahabiti ...	" ...	1	...			
22 Táli ...	" ...	1	...			
23 Táttedam ...	" ...	6	...			
24 Tólar ...	" ...	4	1			
Total group 55	981	46	
Total class G.	27,633	1,048	
Grand Total	1,290,415	51,955	

D.

Education—(Continued).

STRENGTH.

—(Continued).

			Females.				
Literate.	Illiterate.	Not sta- ted.	Total Females.	Pupils.	Literate.	Illiterate.	Not sta- ted.
3
21	7	...	20	20	...
2
...	19	...	22	22	...
1,456	1,976	...	3,389	57	99	3,233	...
43	74	...	169	6	7	156	...
1,368	5,515	...	7,547	45	358	7,144	...
3
...	10	...	10	10	...
4,412	10,741	..	14,215	80	301	13,834	...
7,308	18,342	...	25,372	188	765	24,419	...
26	40	...	20	2	4	14	...
...	7	...	4	4	...
...	1
...	1
...	6	...	3	3	...
...	1
...	2	...	1	1	...
...	2
...	3	...	12	12	...
...	1	...	1	1	...
...	146	...	100	100	...
...	1	...	3	3	...
...	5	...	8	8	...
...	104	...	83	83	...
...	1
...	63	...	82	82	...
...	10	...	3	3	...
26	69	...	84	4	2	78	...
97	307	...	473	2	36	435	...
2	3	...	5	5	...
...	1	...	4	4	...
...	1
...	6	...	4	4	...
2	1	...	2	2	...
153	782	...	892	8	42	842	...
7,461	19,124	...	26,264	196	807	25,261	...
246,557	991,898	5	1,267,321	9,687	34,139	1,223,494	1

Castes, &c., by Civil Condition and Age.

TABLE E.
Castes, &c., by Civil Condition and Age.

Class.	CASTE AND RELIGION.				TOTAL STRENGTH.							
	Group.	Caste, &c.	Religion.	4	All Ages.				0-9.			
					Total.	Un-married.	Married.	Widow-ed.	Total.	Un-married.	Married.	Widow-ed.
1	2	3	4	5	6	7	8	9	10	11	12	
	1 Military and Dominant.		Hindu	241,598	132,701	99,463	9,434	55,296	55,296	
	2 Ambalakaran		"	1	1	
	3 Kartáru		"	55	24	23	8	12	12	
	4 Koitamburán		"	58	29	20	9	13	13	
	5 Kshatriya		"	653	324	286	93	146	146	
	6 Mahráta		"	50	26	21	3	12	12	
	7 Marávar		"	2,889	1,507	1,268	114	653	653	
	8 Pandála		"	36	16	14	6	8	8	
	9 Rajaput		"	13	6	5	2	3	3	
	10 Raju		"	30	12	13	5	6	6	
	11 Samantakar		"	97	47	35	15	20	20	
	12 Tampán		"	144	77	45	22	33	33	
	13 Tirumulpád		"	232	85	116	31	51	51	
	14 Unnyádiri		"	51	27	16	8	12	12	
	15 Vellodi		"	15	10	6	2	4	4	
	Total group 1		..	245,925	134,892	101,281	9,752	56,269	56,269	

A. Agricultural.

Castes, &c., by Civil Condition and Age—(Continued).

TABLE E.
Castes, &c., by Civil Condition and Age—(Continued).

Class.	Group.	CASTE AND RELIGION.		TOTAL STRENGTH—(Continued).											
		Caste, &c.	Religion.	Males—(Continued).					Females.						
				40 and over.					All Ages.						
				Total.	Un- Married.	Married.	Widow- ed.	Total.	Un- Married.	Married.	Widow- ed.	Total.	Un- Married.	Married.	Widow- ed.
1	2	3	4	21	22	23	24	25	26	27	28	242,127	111,231	102,865	28,031
	1 Military and Dominant.	1 Nair	Hindu	51,951	2,605	40,680	8,686
		2 Ambalakaran	"
		3 Karai	"	12	...	5	7	42	13	26	6	43	13	26	4
		4 Kottamburan	"	12	...	4	8	43	13	26	4	623	215	366	42
		5 Kshatrya	"	145	10	55	80	623	215	366	42	43	19	21	3
		6 Mahratta	"	11	1	8	2	43	19	21	3	2,753	1,272	1,160	321
		7 Marava	"	558	44	427	82	2,753	1,272	1,160	321	35	11	18	6
		8 Pandala	"	8	...	3	5	35	11	18	6	7	3	3	1
		9 Rajaput	"	4	...	2	2	7	3	3	1	6	6	14	2
		10 Raju	"	6	...	2	4	22	6	14	2	91	28	54	9
		11 Samantakar	"	21	1	8	12	91	28	54	9	142	43	84	15
		12 Tampán	"	32	1	13	18	142	43	84	15	178	62	99	17
		13 Tirumulpád	"	53	2	25	26	178	62	99	17	43	14	23	6
		14 Unniyádiri	"	8	...	3	5	43	14	23	6	26	9	15	2
		15 Vellodi	"	3	...	1	2	26	9	15	2	112,939	104,771	28,465	
		Total group 1	...	52,819	2,664	41,216	8,939	246,175	112,939	104,771	28,465				

A. Agricultural.

Castes, &c., by Civil Condition and Age—(Continued).

2(a) Other Agricultural land-holding classes.	1 Gavarulu	Hindu	1	1	3	...	3	...
	2 Karayalar	"	8	8
	3 Kantarun	"	1	1
	4 Kodipattan	"	48	48	24	...	5	19
	5 Kuruni	"
	6 Loti	"
	7 Malli	"
	8 Mudali	"	119	117	...	2	...	52	...	45	7
	9 Pandi Sudra	"	652	652	287	...	269	18
	10 Valamalu	"	5,512	5,512	2,424	...	2,258	166
	11 Vellala	"	5,512	5,512	2,424	...	2,258	166
Total group 2(a)		...	6,341	6,339	2	...	2,790	...	2,580	210	...
2(c) Field-labouring classes.	1 Kanakkan	Hindu	24	24	8	3
	2 Kurava	"	7,676	7,676	3,378	...	3,143	235
	3 Padayachi	"
	4 Pallan	"	711	711	312	...	291	21
	5 Pariah	{ Hindu } { Chrstn }	8,842	8,842	3,890	...	3,620	270
	6 Pulaya	Hindu	24,866	24,866	10,989	...	10,164	775
	7 Udaya	"	1	1	140	14
	8 Ulladan	"	350	350	154	...	140	14
	9 Vettuvan	"	11	11	5	...	4	1
Total group 2(c)		...	42,481	42,481	18,689	...	17,370	1,319	...
4 Forest and Hill tribes.	1 Iruler	Hindu	2	2	1	...	1	...
	2 Katar	"	3	3	1	...	1	...
	3 Kattilaya	"	10	10	4	...	4	...
	4 Kattu Parisha (forest tribe)	"	2	2	1	...	1	...
	5 Khond	"
	6 Malayarien	"	587	587	264	...	240	14
	7 Mariya	"

Castes, &c., by Civil Con-
dition and Age—(Continued).TABLE E.
Castes, &c., by Civil Condition and Age—(Continued).

Class.	Group.	CASTE AND RELIGION.		TOTAL STRENGTH—(Continued).										
		Caste, &c.	Religion.	Males—(Continued).					Females—(Continued).					
				Total.	Un- married.	Married.	Widow. ed.	Total.	Un- married.	Married.	Widow. ed.			
1	2	3	4	37	38	39	40	41	42	43	44			
				104,178	21,903	78,131	4,144	50,840	4,072	22,881	23,887			
	1 Military and Dominant.		Hindu
		1 Nair	...	18	...	17	...	11	...	6	...	5	...	5
		2 Ambalakaran	...	18	...	18	...	12	...	8	...	4	...	4
		3 Kartava	...	339	...	321	...	67	...	32	...	85	...	32
		4 Kollamburain	...	21	...	4	...	7	...	4	...	3	...	3
		5 Kshatrya	...	1,180	...	279	...	47	...	279	...	274	...	274
		6 Mahratta	...	15	...	14	...	9	...	4	...	5	...	5
		7 Marava	...	3	...	3	...	1	1	...	1
		8 Pandala	...	10	...	10	...	5	...	3	...	2	...	2
		9 Rajaput	...	43	...	42	...	17	...	9	...	8	...	8
		10 Raju	...	72	...	67	...	27	...	14	...	13	...	13
		11 Samantakar	...	88	...	84	...	24	...	11	...	13	...	13
		12 Tampän	...	20	...	18	...	8	...	5	...	3	...	3
		13 Tirumulpäd	...	13	...	13	...	4	...	2	...	2	...	2
		14 Unniyädiri	...	106,018	22,193	79,618	4,207	51,619	4,106	23,258	24,255			
		15 Vellodi
		Total group 1	...	106,018	22,193	79,618	4,207	51,619	4,106	23,258	24,255			

A. Agricultural.

Castes, &c., by Civil Condition and Age—(Continued).

TABLE E.
Castes, &c., by Civil Condition and Age—(Continued).

Class.	CASTE AND RELIGION.		TOTAL STRENGTH—(Continued).										
	Group.	Caste, &c.	Religion.	All Ages.					0-9.				
				Total.	Un- married.	Married.	Widow.	Total.	Un- married.	Married.	Widow.		
1	2	3	4	5	6	7	8	9	10	11	12		
A. Agricultural—(Continued).	4	8 Mduvan 9 Mynáta 10 Nadipnikkan 11 Pania 12 Vēlan	Hindu " " " " " "	545 24 9 8,660	278 14 4 4,610	249 10 5 3,815	18 235	132 7 2 2,086	132 7 2 2,086	11	12		
		Total group 4	...	11,840	6,243	5,270	327	2,860	2,860		
		Total class A.	...	457,475	247,506	194,595	15,374	107,139	107,139		
	5	Priests	1 Brahmin Foreiga Brahmin. Aiyengar Canarese Brahmin. Goada Brahmin. Hindustani Brahmin. Kannadasta Kōsi Brahmin Kosjar	Hindu " " " " " " " " " " " " " "	1,423 1,961 479 18 66 3 4 24 34	579 800 194 5 33 1 1 7 12	708 939 203 9 25 2 3 12 13	136 162 82 4 8 5 9	293 438 100 3 17 1 1 5 8	290 434 85 3 17 1 1 5 8	2 4 11 5 8	1 ... 4 5 8	

stional

TABLE E.
Castes, &c., by Civil Con-
dition and Age—(Continued).

		525	230	217	78	109	104	4	1
Mahratta Brahmin...	"
Nambiyar	"	110	49	48	13	25	25
Surveyya	"	1	...	1
Tamil Brahmin...	"	11,238	4,782	5,616	840	2,519	2,361	135	20
Telugu Brahmin...	"	385	208	158	19	82	78	4	...
Malayala Brahmin...	"	1,866	1,123	624	119	437	437
Akkavasi	"	25	17	8	...	7	7
Bhattadiri	"	74	37	35	2	17	17
Embran	"	1,150	591	361	198	237	237
Nambudiri	"	1,979	1,176	685	121	445	445
Pormany Gramon	"	55	29	21	5	13	13
Potti	"	1,421	797	505	119	332	332
Tiruvalladesi	"	167	69	84	14	18	18
Tripunithur (Males)	"	59	21	22	7	9	9
2 Ariavattar	"	21	10	11	...	5	5
3 Ilayadu	"	1,686	836	644	206	358	358
4 Tungal	"	9	4	4	1	2	2
Mussalmn.	"
Total group 5	...	24,774	11,005	11,018	2,151	5,451	5,205	160	26
6 Devotees
1 Fakir	Mussalmn.	4	1	3	...	1	1
2 Gossins	Hindu	40	21	18	1	10	10
3 Sanniyasi	"	8	4	4	...	2	2
4 Vyanvi	"	356	157	161	8	96	96
Total group 6	...	408	213	186	9	109	109
7 Temple servants.
1 Ambalavasi	Hindu	3,890	2,110	1,325	454	868	868
2 Krishnavagai...	"	3,894	1,825	1,432	147	748	748
3 Pillappalli	"	33	15	13	5	8	8
4 Sataani	"	7	3	4	...	1	1
Total group 7	...	7,324	3,953	2,765	606	1,625	1,625
8 Genealogists.
Takur	Hindu	8	1	2

Castes, &c., by Civil Condition and Age—(Continued).

TABLE F.
Castes, &c., by Civil Condition and Age—(Continued).

Class.	CASTE AND RELIGION.		TOTAL STRENGTH—(Continued).												
	Group.	Caste, &c.	Religion.	Males—(Continued).						15-39.					
				Total.	Un- married.	Married.	Widow- ed.	Total.	Un- married.	Married.	Widow- ed.				
1	2	3	4	13	14	15	16	17	18	19	20				
A. Aryan (Continued).	4 Forest and Hill tribes—(Contd.)	8 Muduvan	Hindu	57	57	213	81	129	3				
		9 Mynáta	"	3	3	9	4	5	...				
		10 Nádiapanikkan	"	1	1	4	1	3	...				
		11 Pania	"			
	12 Velan	"	9	1,002	...	3	3,591	1,424	2,131	36					
	Total group 4	1,353	1,345	8	...	4,890	1,901	2,498	51				
	Total class A.	51,169	50,759	410	...	198,869	83,913	113,284	1,672				
	5 Priests	1 Brahmin	"	Hindu	154	144	0	1	684	143	525	16			
		Foreign Brahmin.	"	"	217	187	20	10	870	171	689	10			
		Aiyengar	"	"	52	17	28	7	228	85	128	15			
Castes see Brahmin		"	"	1	...	1	...	10	2	7	1				
Goonda Brahmin		"	"	5	2	3	...	34	14	18	2				
Hoodstul Brahmin.		"	"	2	...	2	2				
Kaundasta		"	"	1	2	...	2	...				
Kási Brahmin		"	"	2	11	...	8	...				
Kesiar	"	"	3	1	2	...	14	3	7	4					

Signal.

Castes, &c. by Civil Con-
dition and Age—(Continued).

Mahratta Brahmins	53	24	28	1	233	97	129	7
Nambiyar	12	4	8	...	54	20	34	...
Sarvanyu	1	...	1	...
Tamil Brahmins	1,218	1,020	208	20	5,054	1,228	3,676	150
Telugu Brahmins	52	36	14	2	182	81	96	5
Marayana Brahmins	213	213	578	432	444	2
Akkaradiasi	17	9	8	...
Bhattadiri	8	7	1	...	34	13	21	...
Embasa	119	100	19	...	513	254	252	7
Nambudiri	228	227	1	...	923	469	451	5
Ponmany Gramom	6	6	25	9	15	1
Potti	138	138	606	298	302	5
Tiruvalladesi	14	12	2	...	74	34	38	2
Trippuniforadesi	6	5	1	...	26	7	18	1
Aripattar	3	2	1	...	8	3	5	...
Dayadu	175	165	10	...	805	301	485	19
4 Tangal	1	1	4	1	3	...
Total group 5	2,726	2,311	374	41	11,293	36,76	7,364	253
6 Devotees	Mussulman
1 Fakkir	5	6	2	...	2	...
2 Gosains	1	1	16	6	10	...
3 Sanniyasi	36	30	6	...	3	1	2	...
4 Vytravi	146	57	88	1
Total group 6	42	36	6	...	167	64	102	1
7 Temple servants.	Hindu
1 Ambalavasi	420	412	8	...	1,772	743	962	67
2 Krishnanavagai...	369	359	10	...	1,499	687	783	20
3 Pilappalli	3	2	1	...	15	5	8	2
4 Sataani	1	1	3	1	2	...
Total group 7	793	774	19	...	3,289	1,436	1,755	98
8 Genealogists.	Hindu	1	1	...	1	...

Castes, &c., by Civil Condition and Age—(Continued).

TABLE E.
Castes, &c., by Civil Condition and Age—(Continued).

CASTE AND RELIGION.		TOTAL STRENGTH—(Continued).													
Class.	Group.	Caste, &c.	Religion.	Males—(Continued).					Females.						
				40 and over.					All Ages.						
				Total.	Un- married.	Married.	Widow- ed.	Total.	Un- married.	Married.	Widow- ed.	Total.	Un- married.	Married.	Widow- ed.
1	2	3	4	21	22	23	24	25	26	27	28				
A. Agricultural —(Continued).	4 Forest and Hill tribes— (Contd.)	8 Maruwan	Hindu	143	8	120	15	532	233	230	69				
		9 Mysā	"	5	...	5	...	20	10	10	...				
		10 Nāṭṭamakkān.	"	2	...	2	...	20	11	9	...				
		11 Pāṇṭu	"	2	...	2	...				
		12 Vēṭan	"	1,978	98	1,681	199	8,483	3,601	3,601	1,014				
		Total group 4	...	2,737	137	2,324	276	11,442	5,231	4,859	1,352				
		Total class A.	...	100,298	5,695	80,961	13,702	453,033	207,843	192,767	52,423				
		5 Priests	1 Brahmin	Hindu	292	2	172	118	1,222	292	760	170			
			Esveṭṭe Brahmin.	"	436	8	286	142	1,568	316	985	295			
			Aiyengar	"	99	7	36	56	419	105	231	83			
Canarese Brahmin.	"		4	...	4	3	17	4	11	2					
Gonda Brahmin.	"		10	...	4	6	11	2	7	2					
Hindstani Brahmin.	"		3	...	3	...					
Kannadaṣṭa.	"		5	...	2	3					
Kāṣi Brahmin	"		35	7	26	2					
Kesiar	"	4	5	24	4						

80101

Castes, &c., by Civil Condition and Age—(Continued).

TABLE E.
Castes, &c., by Civil Condition and Age—(Continued).

Class.	CASTE AND RELIGION.		TOTAL STRENGTH—(Continued).										
	Group.	Caste.	Religion.	0—9.					10—14.				
				Total.	Un- married.	Married.	Widow- ed.	Total.	Un- married.	Married.	Widow- ed.		
1	2	3	4	29	30	31	32	33	34	35	36		
A. Agricultural.	4	8 Muduvan 9 Mynāta 10 Nātipanikkam 11 Pania 12 Vēlan	Hindu " " " "	120 6 6 2,117 2,853	120 6 6 2,117 2,853	59 2 3 983 1,258	55 2 3 869 1,176	4 64 82	...		
		Total group 4	...	113,158	113,156	2	...	49,792	46,283	3,505	3		
	5	1 Brahmin Foreign Brahmin. Aiyengar Canarese Brahmin Gouda Brahmin. Hindustani Brahmin. Kannadasta Kāsi Brahmin Kēsiar	Hindu " " " " " " " "	268 348 97 4 2 ... 2 8 6	222 235 91 4 2 ... 2 6 4	44 106 4 2 2	2 7 2	140 176 47 2 1 ... 1 4 3	70 81 14 1 1 1	68 75 31 2 2 ... 1 3 2	2 20 2		
		Total class A.	...	113,158	113,156	2	...	49,792	46,283	3,505	3		
		5 Priests	

Signal.

Castes, &c., by Civil Condition and Age—(Continued).

TABLE E.
Castes, &c., by Civil Condition and Age—(Continued).

Class.	CASTE AND RELIGION.		TOTAL STRENGTH—(Continued).										
	Group.	Caste, &c.	Religion.	15—39.					40 and over.				
				Total.	Un- married.	Married.	Widow- ed.	Total.	Un- married.	Married.	Widow- ed.		
A. Agricultural— (Continued)	4 Forest and Hill tribes— (Contd.)	1	3	4	37	38	39	40	41	42	43	44	
		8 Maduvan	...	Hindu	234	50	175	9	119	8	51	60	
		9 Mynáta	...	"	10	2	8	...	2	...	2	...	
		10 Nadipanikkan	...	"	10	2	8	...	1	...	1	...	
		11 Pania	...	"	2	...	2	
		12 Vélán	...	"	3,651	771	2,786	144	1,782	111	801	870	
		Total group 4	4,924	1,045	3,696	192	2,947	155	1,081	1,160	
		Total class A.	195,059	40,879	146,482	7,748	95,024	7,525	42,827	44,672	
		5 Priests	1 Brahmin Foreign Brahmin. Aiyengar Canarese Brahmin. Gouda Brahmin. Hindstni. Brahmin. Kannadasta Kási Brahmin Kestár	...	Hindu	544	...	508	36	270	...	140	130
				...	"	696	...	625	71	348	...	180	168
...	"			188	...	154	34	87	...	42	45		
...	"			9	...	8	1	1	...	1	1		
...	"			4	...	3	1	4	...	3	1		
...	"			2	...	2	...	1	...	1	...		
...	"			1	...	1	1	...		
...	"			16	...	15	1	7	6	1	
...	"			16	...	16	13	3	...	8	7	1	

Signal.

Castes, &c., by Civil Condition and Age—(Continued).

Mahratta Brahm.	193	...	155	38	103	...	53	50
Nambiyān	39	...	37	2	26	...	16	10
Surveriya
Tamil Brahmin	4,741	...	4,096	645	2,374	...	1,234	1,140
Telugu Brahmin	185	...	149	36	92	...	48	44
Malayala Brahm.	599	148	447	4	393	...	200	190
Akkarādēsi
Bhattādīri	29	6	20	3	17	...	8	7
Embān	308	...	306	2	191	...	97	94
Nambūdiri	662	297	368	7	443	51	180	215
Pommany Gramom	12	3	9	...	12	...	7	5
Pottī	441	3	438	...	296	...	146	148
Tiruvallādēsi	59	1	58	...	42	...	20	22
Trippunittorādēsi	2	...	2	...	6	...	3	3
2 Ānāpattar	12	4	8	...	3	...	3	...
3 Uayadu	708	156	550	2	346	...	170	174
4 Tāngal	2	...	2
Mussalmn.
Total group 5	9,468	618	7,964	886	5,075	60	2,566	2,449
6 Devotees
1 Fakkir	Mussalmn.	1	1
2 Gosains	Hindu	18	14	...	1	...	1	...
3 Sanniyāsi	...	1	...	1
4 Vyavri	...	156	123	4	76	4	36	36
Total group 6	...	176	138	5	77	4	37	36
7 Temple servants.
1 Ambalavāsi	Hindu	1,598	1,170	97	780	36	378	366
2 Krishnavāgai	...	1,532	1,149	61	747	60	336	351
3 Pilāppalli	...	15	3	3	8	1	5	2
4 Sāūāri	...	6	5
Total group 7	...	3,151	2,333	161	1,535	97	719	719
8 Genealogists.
Tākur	Hindu	1	1

Castes, &c., by Civil Condition and Age—(Continued).

TABLE E.
Castes, &c., by Civil Condition and Age—(Continued).

Clas.	Caste and Religion.		TOTAL STRENGTH—Continued.										
	Group.	Caste, &c.	Religion.	All Ages.					0-9.				
				Total.	Un- married.	Married.	Widow- ed.	Total.	Un- married.	Married.	Widow- ed.		
1	2	3	4	5	6	7	8	9	10	11	12		
B. Profession.	10 Astrologers and quack doctors.	1 Kamiyari	Hindu	4,805	2,002	2,157	127	1,000	1,500		
		2 Pillivan	"	123	67	52	4	42	32		
		Total group 10	...	4,928	2,069	2,209	131	1,042	1,532		
		Total class B.	...	37,178	18,401	19,180	2,807	8,151	10,9	25			
B. Profession.	14 Traders ...	1 Badija	Hindu	249	122	121	6	61	61		
		2 Badiya	Hindu	53	27	24	2	10	10		
		3 Cherti	Jain	9,080	5,050	3,534	399	2,047	2,047		
		4 Lavaniyan	Hindu	1,047	793	752	102	304	304		
		5 Jozaka	Mussalm.	20,068	14,200	11,479	829	6,001	6,043	14	4		
		6 Lalhai	"	213	108	90	15	55	55		
		7 Mairan	"	27,523	15,107	11,381	375	7,455	7,435	15	5		
		8 Bawte	"	30	15	13	2	8	8		
		9 Vadaka	Hindu	1,427	767	590	100	325	325		
		10 Vaisya	"	2559	133	113	13	65	65		
		Total group 14	...	67,058	36,448	28,067	2,543	17,014	17,014	29	9		

merical.

Castes, &c., by Civil Condition and Age—(Continued).

Class	CASTE AND RELIGION.		TOTAL STRENGTH—(Continued).										
	Group.	Caste, &c.	Religion.	10-14.					15-39.				
				Total.	Un- married.	Married.	Widow- ed.	Total.	Un- married.	Married.	Widow- ed.		
1	2	3	4	13	14	15	16	17	18	19	20		
B. Profession- al—(Contd.)	10 Astrologers and quack doctors.	1 Kamiyán 2 Pulhayan	Hindu "	521 14	516 14	5	2,189 53	904 20	1,272 32	13 1		
		Total group 10	...	535	530	5	...	2,242	924	1,301	14		
		Total class B.	...	4,997	3,652	404	41	16,992	6,100	10,526	366		
	14 Traders ...	1 Baijja 2 Baiyya 3 Chetii 4 Davaniyan 5 Jomaka 6 Labhai 7 Metan 8 Rawnt 9 Vadaka 10 Vaisya	Hindu { Hindu } Jain Hindu " " " " " " Hindu "	31 7 987 181 2,965 24 3,827 3 154 33	26 7 913 177 2,942 19 3,793 3 116 25	5 ... 74 4 21 5 30 ... 38 6	...	99 24 4,032 736 11,598 93 10,044 13 627 113	34 9 1,830 236 4,474 32 3,653 4 274 41	61 15 2,113 482 6,988 58 6,234 9 318 68	1 ... 89 18 136 3 127 ... 35 4		
		Total group 14	...	8,213	8,021	183	9	27,379	10,617	16,849	413		

mercant.

Castes, &c., by Civil Con-
dition and Age—(Continued).

TABLE E.
Castes, &c., by Civil Condition and Age—(Continued).

Class.	Group.	CASTE AND RELIGION.		TOTAL STRENGTH—(Continued).										
		Caste, &c.	Religion.	Males—(Continued).					Females.					
				40 and over.					All Ages.					
				Total.	Un- Married.	Married.	Widow- ed.	Total.	Un- Married.	Married.	Widow- ed.	Total.	Un- Married.	Married.
1	2	3	4	21	22	23	24	25	26	27	28			
B. Profession- al—(Contd.)	10 Astrologers and quack doctors	1 Kaniyan	Hindu	1,043	52	880	114	4,702	2,157	2,004	541			
		2 Pathovan	"	24	1	20	3	151	73	63	15			
		Total group 10	...	1,070	53	900	117	4,853	2,230	2,067	556			
		Total class B.	...	8,052	498	5,000	2,464	31,549	11,778	17,782	4,089			
C. Un- employed— (Contd.)	14 Traders	1 Babija	Hindu	58	1	52	5	200	93	93	14			
		2 Baniya	{ Hindu	12	1	9	2	9	8	6				
		3 Ghenti	Jain	2,123	266	1,847	410	8,080	3,958	3,705	1,017			
		4 Javanayan	Hindu	396	16	296	84	1,064	705	706	192			
		5 Javaka	"	5,343	201	4,456	683	23,223	11,967	10,877	2,389			
		6 Katoai	Mussulman	41	2	27	12	148	68	63	17			
		7 Hivan	"	6,197	256	5,102	839	26,593	12,789	11,328	2,446			
		8 Pawat	"	6	...	4	2	27	11	11	12	4		
		9 Vajaka	Hindu	320	51	204	65	1,239	433	672	164			
		10 Vaisya	"	48	2	39	7	215	30	95	30			
		Total group 14	...	14,414	793	11,506	2,112	63,398	30,168	27,357	6,273			

percent.

Castes, &c., by Civil Condition and Age—(Continued).

TABLE E.
Castes, &c., by Civil Condition and Age—(Continued).

CASTE AND RELIGION.		TOTAL STRENGTH—(Continued).									
Class.	Group.	Caste, &c.	Religion.	0—9.				10—14.			
				Total.	Un- married.	Married.	Widow- ed.	Total.	Un- married.	Married.	Widow- ed.
1	2	3	4	29	30	31	32	33	34	35	36
B. Profession- al—(Contd.)	10 Astrologers and quack doctors.	1 Kaniyan 2 Pulluvan	Hindu ... " ...	1,172 37	1,172 37	516 21	481 20	35 1	...
		Total group 10	...	1,209	1,209	537	501	36	...
		Total class B.	...	8,055	7,294	689	72	3,904	2,495	1,304	105
B. Traders ...	1 Bajiya	...	Hindu ...	46	46	22	21	1	...
	2 Baniya	...	{ Hindu } { Jain }	2	2	1	1
	3 Chetti	...	Hindu ...	2,166	2,166	947	883	64	...
	4 Ilavaniyan	...	" ...	416	416	183	171	12	...
	5 Jonaka	...	" ...	7,582	7,582	2,669	2,409	255	5
	6 Labbai	...	Mussalman	40	40	4	13	2	...
	7 Mettan	...	" ...	7,207	7,171	3,139	2,818	313	8
	8 Rawat	...	" ...	7	7	3	3
	9 Vaduka	...	Hindu ...	300	300	134	8	126	...
	10 Vaisya	...	" ...	51	51	23	18	5	...
		Total group 14	...	17,817	17,737	73	7	7,136	6,345	778	13

mercial.

Castes, &c., by Civil Condition and Age—(Continued).

TABLE E.
Castes, &c., by Civil Condition and Age—(Continued).

CASTE AND RELIGION.		TOTAL STRENGTH—(Continued).													
Class.	Group.	Caste, &c.	Religion.	Females—(Continued).						40 and over.					
				15—39.		30—49.		50 and over.		Total.		Married.		Widow.	
				Total.	Unmarried.	Married.	Widow.	Total.	Unmarried.	Married.	Widow.	Total.	Unmarried.	Married.	Widow.
1	2	3	4	37	38	39	40	41	42	43	44	461	433	43	461
B Profession.	10 Astrologers and quack doctors.	1 Kaniyan	Hindu	2,182	426	1,526	86	982	78	443	461	13	14	14	13
		2 Pulluvan	"	65	15	45	2	28	1	1	14	13	13	14	14
	Total group 10		...	2,097	441	1,574	82	1,010	79	457	474	474	457	457	474
B Profession.	14 Traders	Total class B.		14,893	1,740	12,010	1,134	7,697	240	3,779	2,678	2,678	2,678	2,678	2,678
		1 Baliya	Hindu	94	26	67	1	38	25	13	13	25	25
		2 Baniya	{ Hindu } { Jain }	5	...	5	...	1	...	1	1	1	...
		3 Chetti	Hindu	8,747	782	2,820	145	1,820	127	821	872	872	821	821	872
		4 Davaniyan	"	719	151	537	28	349	28	157	161	161	157	157	161
		5 Jendek	"	10,675	1,687	8,573	415	4,297	323	2,659	1,965	1,965	2,659	2,659	1,965
		6 Labbai	Mussalim	61	12	47	2	32	3	14	15	15	14	14	15
		7 Mettan	"	11,524	2,351	8,656	517	4,693	449	2,326	1,918	1,918	2,326	2,326	1,918
		8 Rāwut	"	11	1	9	1	6	3	3	3
		9 Vaduka	Hindu	550	106	418	26	285	...	19	128	188	128	128	188
		10 Vaisya	"	90	17	69	4	51	4	21	26	26	21	21	26
	Total group 14		...	27,473	5,133	21,291	1,139	11,572	953	5,505	5,111	5,111	5,505	5,505	5,111

mercantile.

Castes, &c., by Civil Condition and Age—(Continued).

C. Com	15 Pedlars ...		Hindu 6		... 6		... 6		... 4		... 4		... 4		... 4	
	1 Balukar	2 Manikar
	Total group 15	6	...	6	...	21,207	1,139	11,576	953	5,509	5,114	4
	Total class C.	5,245	...	123	...	5,015	107	2,560	...	1,920	640
17 (a) Artisans (general).	Tatan ...		Hindu	434	...	6	...	413	15	209	...	160	49
	Total group 17(a).	438	...	6	...	417	15	209	...	160	49
18 Barbers ...	1 Ijavati ...		Hindu	649	...	280	...	329	40	317	42	137	138
	2 Kavadi ...		"	1,117	...	333	...	741	43	543	40	247	256
	3 Komaram ...		"	53	...	11	...	40	2	24	2	10	12
	4 Kshourakan ...		"	3,502	...	735	...	2,631	136	1,709	133	770	806
	5 Maran ...		"	3,491	...	370	...	1,741	1,350	1,711	139	769	783
	6 Ostia ...		Mussalman	19	...	3	...	15	1	10	2	5	3
	7 Paravan ...		Hindu	115	...	23	...	88	4	28	2	12	14
	Total group 18	8,919	...	1,755	...	5,585	1,576	4,342	380	1,950	2,012
19 Blacksmiths ...	1 Kollan ...		Hindu	5,629	...	1,182	...	4,223	224	2,744	218	1,239	1,287
	2 Lohar ...		"
	Total group 19	5,629	...	1,182	...	4,223	224	2,744	218	1,239	1,287
20 Carpenters, masons and turners.	1 Asiri ...		Hindu	7,191	...	1,506	...	5,398	287	3,504	298	1,552	1,654
	2 Tachan ...		"	884	...	176	...	671	37	432	3	211	218
	Total group 20	8,075	...	1,682	...	6,069	324	3,936	301	1,763	1,872

D. Artisans and Village Menials.

Castes, &c., by Civil Condition and Age—(Continued).

TABLE E.
Castes, &c., by Civil Condition and Age—(Continued).

Class.	CASTE AND RELIGION.		TOTAL STRENGTH—(Continued).											
	Group.	Caste, &c.	Religion.	All Ages.					0-9.					
				Total.	Un- married.	Married.	Widow- ed.	Total.	Un- married.	Married.	Widow- ed.			
1	2	3	4	5	6	7	8	9	10	11	12			
	21 Brass and coppersmiths.	1 Chembutatti 2 Kannán	Hindu "	56 2,894	25 1,552	26 1,217	5 125	12 640	12 640	11 ...	12 ...			
	22 Tailors ...	Total group 21	2,970	1,577	1,243	130	652	652			
	22(a) Grain parchers and confectioners.	Pánán 1 Idivar 2 Mudayar	Hindu Hindu "	1,409 660 1	591 375 1	777 217 ...	41 68 ...	313 148 ...	313 148			
	23 Weavers, calenderers and dyers.	Total group 22(a) ... 1 Kori 2 Patnúl 3 Salié	... Hindu " "	661 5 393 3,580	376 2 180 1,902	217 3 185 1,507	68 ... 28 171	148 1 88 796	148 1 88 796			
	Village Menials—(Continued).	Total group 23	3,978	2,084	1,695	199	885	885			

Castes, &c., by Civil Condition and Age—(Continued).

24 Washermen.	1 Ainuttar	Hindu	1	...	34	...	28	...	3	...	16
	2 Dobi	"	65	1,907	3,770	1,508	94	840	278	1,575
	3 Mannān	"	3,509	2,945
	4 Veutadan	"	6,993	4,482	375	2,431	2,431
	Total group 24	...	10,568	5,711	53	46	10	27	10	27	27
26 Shepherds and wool-weavers.	1 Atidaya	Hindu	109	53	20	13	3	7	3	7	7
	2 Gollalu	"	36	2,883	1,387	1,383	93	623	623	623	623
	3 Idaya	"	2,863	1,382	4	14	4	14	14
	4 Kāngaya	"	67	31	27	32	5	13	5	13	13
	5 Kūtūdaya	"	58	27	...	26
	Total group 26	...	3,133	1,518	1,500	115	684	684	115	684	684
27 Oil-pressers	1 Chekkāla	Hindu	5,739	3,056	2,524	2,524	159	1,308	261	1,552	1,308
	2 Vānian	"	7,031	3,783	2,987	2,987	420	2,850	127	735	735
	Total group 27	...	12,770	6,839	5,511	5,511	6	51	6	51	51
28 Potters	Kosava	Hindu	3,269	1,759	1,383	1,383	127	735	127	735	735
	Alava	Hindu	206	105	95	95	6	51	6	51	51
30 Salt, &c., workers.	Paravan	Hindu	3,983	2,122	1,756	1,756	105	989	105	989	989
	Total group 30	...	4,189	2,227	1,851	1,851	110	1,044	110	1,044	1,044
31 Lime-burners.	1 Chaluppan	Hindu	471	255	183	183	33	105	33	105	105
	2 Kābar	"	1	1
	3 Marakkān	{ Melnu. } { Christn. }	2,639	1,322	1,207	1,207	110	681	110	681	681	...	1
	4 Makkuva	Hindu	15,082	7,966	6,730	6,730	386	3,830	386	3,830	3,830
	5 Pōndan	"	617	318	244	244	55	138	55	138	138
	Total group 31	...	18,810	9,862	8,364	8,364	584	4,754	584	4,754	4,754	...	1
35 Fishermen, boatmen, palki-bearers, water bearers, cooks, &c.	1	...	18,810	9,862	8,364	8,364	584	4,754	584	4,754	4,754	...	1
	Total group 35	...	18,810	9,862	8,364	8,364	584	4,754	584	4,754	4,754	...	1

Castes, &c., by Civil Condition and Age—(Continued).

TABLE E.
Castes, &c., by Civil Condition and Age—(Continued).

CASTE AND RELIGION.		TOTAL STRENGTH—(Continued).											
Class.	Group.	Caste, &c.	Religion.	10-14.					15-39.				
				Total.	Un- married.	Married.	Widow- ed.	Total.	Un- married.	Married.	Widow- ed.		
1	2	3	4	13	14	15	16	17	18	19	20		
	21 Brass and coppersmiths.	1 Chembutatti 2 Kannán	Hindu "	6 310	5 306	1 4	...	25 1,250	8 558	17 672	...		
	22 Tailors	Pánán	Hindu	129	124	5	...	644	150	482	12		
	22(a) Grain parchers and confectioners.	1 Idiayar 2 Mudayar	Hindu "	73	68	5	...	304	144	153	7		
	23 Weavers, calenderers and dyers.	1 Kóri 2 Patnúl 3 Sálé	Hindu " "	1	1		
		Total group 21	...	316	311	5	...	1,275	566	689	20		
		Total group 22(a)	...	73	68	5	...	305	145	153	7		
		Total group 23	...	434	422	12	...	1,783	651	1,064	38		

Village Menials—(Continued).

Castes, &c., by Civil Condition and Age—(Continued).

Class.	CASTE AND RELIGION.			TOTAL STRENGTH—(Continued).							
	Group.	Caste, &c.	Religion.	Males—(Continued).				Females.			
				40 and over.				All Ages.			
				Total.	Un- Married.	Married.	Widow- ed.	Total.	Un- Married.	Married.	Widow- ed.
1	2	3	4	21	22	23	24	25	26	27	28
21 Brass and coppersmiths.	1 Chembutatti 2 Kancan	Hindu "	13 694	...	8 541	5 105	42 2,803	13 1,778	27 1,665	2 166	
22 Tailors	Total group 21 Pandan	Hindu "	707 323	48 4	549 290	110 29	2,845 1,299	872 579	1,805 572	168 148	
22(a) Grain parchers and confectioners.	1 Idiyar 2 Mudayar	Hindu "	135 ...	15 ...	59 ...	61 ...	606 ...	138 ...	383 ...	85 ...	
23 Weavers, calenderers and dyers.	Total group 22(a). 1 Kori 2 Patnil 3 Salf	Hindu " "	135 1 52 793	15 ... 10 116	59 1 51 537	61 ... 21 140	606 2 461 3,709	138 ... 209 1,697	383 2 198 1,580	85 ... 54 432	
Village Ments—(Continued).	Total group 23	576	126	589	161	4,172	1,906	1,780	486	

Castes, &c., by Civil Condition and Age—(Continued).

Class.		CASTE AND RELIGION.		TOTAL STRENGTH—(Continued).												
		Group.	Caste, &c.	Religion.	Females—(Continued).						Males—(Continued).					
					0-9.			10-14.			0-9.			10-14.		
1	2	3	4	Total.	Un-married.	Married.	Widow-ed.	Total.	Un-married.	Married.	Widow-ed.	Total.	Un-married.	Married.	Widow-ed.	
21 Brass and coppersmiths.	1 Chembutatti 2 Kannán	Hindu	9 699	9 699	9 699	4 307	4 307	149	158	4 307	4 307	158	...	
22 Tailors ...	Total group 21 ... Pánán	Hindu	708 323	708 323	708 323	311 143	311 143	153 23	158	311 143	311 143	158	...	
22(a) Grain parchers and confectioners	1 Idiyar 2 Mudayar	Hindu	134 ...	134 ...	134	69 ...	69 ...	4 ...	65	69 ...	69 ...	65	...	
23 Weavers, catenders and dyers.	Total group 22(a) ... 1 Kori 2 Pánal 3 Sále	Hindu	134 115 923	134 115 923	134 115 923	69 50 406	69 50 406	4 46 379	65 4 27	69 50 406	69 50 406	65 4 27	...	
	Total group 23	1,038	1,038	1,038	456	456	425	31	456	456	31	...	

Village Mennins—(Continued).

Castes, &c., by Civil Condition and Age—(Continued).

TABLE E.
Castes, &c., by Civil Condition and Age—(Continued).

Class.	CASTE AND RELIGION.		TOTAL STRENGTH—(Continued).											
	Group.	Caste, &c.	Religion.	15—39.					40 and over.					
				Total.	Unmarried.	Married.	Widow.	Total.	Unmarried.	Married.	Widow.			
1	2	3	4	37	38	39	40	41	42	43	44			
	21 Brass and copper-smiths.	1 Chembutatti 2 Kamadu Total group 21 ...	Hindu ... " ...	22 1,205 1,227	... 11 ... 11	21 1,168 1,189	1 26 27	7 592 599	6 452 458	1 140 141			
	22 Tailors	Pasán ...	Hindu ...	563	116	426	21	270	20	123	127			
	22, a) Grain parchers, and confectioners.	1 Idiyar 2 Mudayar Total group 22(a) ...	Hindu ... " ...	298 ... 268	253	15 ... 15	135 ... 135	65 ... 65	70			
	23 Weavers, calenders and dyers.	1 Kari 2 Patnat 3 Sade Total group 23 ...	Hindu ... " ... " ...	2 200 1,506 1,798	... 42 ... 335 ... 377	2 150 1,199 1,351	2 8 62 70	... 96 ... 784 ... 880	... 6 ... 60 ... 66	... 44 ... 354 ... 398	46 370 416			

Village Menthals—(Continued).

Castes, &c., by Civil Condition and Age—(Continued).

TABLE E.
Castes, &c., by Civil Condition and Age—(Continued).

Class.	CASTE AND RELIGION.		TOTAL STRENGTH—(Continued).										
	Group.	Caste, &c.	Religion.	All Ages.					0-9.				
				Total.	Un- married.	Married.	Widow- ed.	Total.	Un- married.	Married.	Widow- ed.		
1	2	3	4	5	6	7	8	9	10	11	12		
	35(a) Personal service.	Chakkar	Hindu ...	306	154	142	10	74	74		
	36 Distillers and toddy- drawers.	1 Iluva 2 Pashi 3 Chappan 4 Tandam	Hindu ... " ... " ... " ...	206,528 3 70,001 11,158	107,324 2 38,202 5,943	92,414 1 20,881 4,913	6,790 ... 1,918 302	50,294 ... 17,140 2,768	50,294 ... 17,140 2,768		
	38 Leather workers.	Total group 36 Chennan	Hindu ...	287,690 1,094	151,471 542	127,209 499	9,010 53	70,202 252	70,202 252		
	39 Scavengers	1 Dass 2 Valluvan	Hindu ... " ...	5 56	4 30	1 25	... 1	1 14	1 14		
		Total group 39	...	61	34	26	1	15	15		
		Total class D.	...	417,104	218,992	184,776	13,336	100,043	100,042	1	...		

D. Artisans and Village Menials
(Continued)

Castes, &c., by Civil Condition and Age—(Continued).

	Hindu	4,079	1,941	1,980	158	896	899	...
40 Grind-stone makers and stone quarriers.
	Kallāsāri							
41 Earth workers and stone dressers.	Hindu	292	151	131	10	73	73	...
	1 Oñtan		5	5	...	3	3	...
	2 Oñtiya							...
	Total group 41	302	156	136	10	76	76	...
43 Matmakers, cane splitters, grass cutters, &c.	Hindu	1,260	680	545	35	307	307	...
44 Hunters, fowlers, &c.	Hindu	371	202	157	12	89	89	...
	1 Talavan	3,498	1,842	1,559	97	840	840	...
	2 Vedān	178	89	84	5	42	42	...
	3 Vettāran							...
	Total group 44	4,047	2,133	1,800	114	971	971	...
45 Miscellaneous and disreputable vagrants.	Hindu	422	213	197	12	101	101	...
	1 Kakkālan	35	18	15	2	8	8	...
	2 Pāsavian							...
	Total group 45	457	231	212	14	109	109	...
45(c) Beggars.	Hindu	32	17	14	1	7	7	...
	1 Panisivan	5,416	2,898	2,336	182	1,218	1,218	...
	2 Saugānpandanam.							...
	Total group 45(a).	5,448	2,915	2,350	183	1,225	1,225	...
46 Tumblers and acrobats.	Hindu	3	2	1	...	1	1	...
	1 Gopāl	17	9	8	...	4	4	...
	2 Kūtādi							...
	Total group 46	20	11	9	...	5	5	...

E. Vagrant minor Artisans and Performers.

Castes, &c., by Civil Condition and Age—(Continued).

Class.	CASTE AND RELIGION.		TOTAL STRENGTH—(Continued).										
	Group.	Caste, &c.	Religion.	10-14.					15-39.				
				Total.	Un- married.	Married.	Widow- ed.	Total.	Un- married.	Married.	Widow- ed.		
1	2	3	4	13	14	15	16	17	18	19	20		
		Chakkār	Hindu	34	34	124	42	80	2		
	35(a) Personal service.			24,837	24,810	27	...	82,468	29,763	51,908	857		
	36 Distillers and toddy drawers.	1 Ilava 2 Pashi 3 Chāman 4 Tandān	Hindu	1 8,038 1,226	1 8,017 1,223	2 28,708 4,672	1 12,241 1,828	1 16,186 2,796	1 281 48		
		Total group 35	...	34,102	34,051	51	...	115,850	43,773	70,891	1,186		
	38 Leather workers.	Chemman	Hindu	110	105	5	...	506	173	304	29		
	39 Scavengers.	1 Dās 2 Valluvan	Hindu	2 6	2 6	2 23	1 9	1 14	...		
		Total group 39	...	8	8	25	10	15	...		
		Total class D.	...	48,180	47,808	372	...	172,946	64,897	106,139	1,910		

D. Artisans and Village Menials—(Continued).

Castes, &c., by Civil Condition and Age—(Continued).

		Hindu ...	443	428	15	...	1,870	527	1,309	34
40 Grind-stone makers and stone quarriers.	Kallásári	...								
41 Earth workers and stone dressers.	1 Otran 2 Ottiya Total group 41	Hindu ... "	36 1 37	36 1 37	113 4 117	38 1 39	73 3 76	2 ... 2
43 Matmakers, canesplitters, grass-cutters, &c.	Nolayan	Hindu	144	144	536	216	314	6
44 Hunters, fowlers, &c.	1 Talavan 2 Vidan 3 Vektaran Total group 44	Hindu ... " ... "	49 401 18 468	49 399 18 466	... 2 ... 2	...	149 1,457 81 1,687	59 563 27 649	87 579 53 1,019	3 15 1 19
45 Miscellaneous and disreputable vuzants.	1 Kákkálan 2 Passiavan Total group 45	Hindu ... "	46 5 51	44 5 49	2 ... 2	...	178 15 193	64 5 69	112 9 121	2 1 3
45 (a) Beggars.	1 Panisavan 2 Sangampandaram Total group 45(a)	Hindu ... "	4 578 582	4 565 569	... 13 13	...	14 2,549 2,563	6 1,045 1,051	8 1,454 1,462	... 50 50
46 Tumblers and acrobats.	1 Gopál 2 Kútrádi Total group 46	Hindu ... " 2 2	... 2 2	2 8 10	1 3 4	1 5 6

† Vagranth minor Artisans and Performers.

Castes, &c., by Civil Condition and Age—(Continued).

TABLE E.
Castes, &c., by Civil Condition and Age—(Continued).

Class.	CASTE AND RELIGION.		TOTAL STRENGTH—(Continued).													
	Group.	Caste, &c.	Religion.	Males—(Continued).					Females.							
				40 and over.					All Ages.							
				Total.	Un- mar- ried.	Mar- ried.	Widow- ed.	Total.	Un- mar- ried.	Mar- ried.	Widow- ed.	Total.	Un- mar- ried.	Mar- ried.	Widow- ed.	
1	2	3	4	21	22	23	24	25	26	27	28					
	35 (f) Personal service.	Chakkér	Hindu	74	1	62	8	259	114	114	31					
	36 Distillers and toddy-grawers.	1 Hoya 2 Pashl 3 Chakkán 4 Tandán Total group 36	Hindu	48,929	2,517	46,412	5,663	207,080	95,795	87,762	24,132					
	38 Leather workers.	Chemán	Hindu	226	12	190	24	1,062	465	472	125					
	39 Scavengers.	1 Dás 2 Valuvan Total group 39	Hindu	18	1	11	1	57	1	4	6					
		Total class D.		95,925	6,247	79,264	11,426	414,389	189,387	176,461	48,541					

D. Artisans and Village Menials—(Continued).

Castes, &c., by Civil Condition and Age—(Continued).

	Kallāsārī	Hindu	867	87	656	124	4,059	1,454	2,150	455
40 Grind-stone makers and stone quarriers.	...	Hindu
41 Earth workers and stone dressers.	1 Otian 2 Otūya Total group 41	Hindu	70 2 72	4 ... 4	58 2 60	8 ... 8	85 15 100	37 6 43	44 9 53	4 ... 4
43 Matmakers, cane spillers, grass-cutters, &c.	Nolayan	Hindu	273	13	231	29	1,063	479	450	134
44 Hunters, fowlers, &c.	1 Talavan 2 Vēdan 3 Vētāran Total group 44	Hindu	84 800 37 921	5 40 2 47	70 678 31 779	9 82 4 95	385 3,311 171 3,867	172 1,507 70 1,749	167 1,418 73 1,658	46 386 28 460
45 Miscellaneous and disreputable vagrants.	1 Kakkālan 2 Passiavan Total group 45	Hindu	97 7 104	4 ... 4	83 6 89	10 1 11	475 29 504	218 12 230	200 16 216	57 1 58
45(a) Bergars.	1 Panisivan 2 Saaganpandāram. Total group 45(a).	Hindu	7 1,071 1,078	... 70 70	6 869 875	1 132 133	26 5,308 5,334	9 2,427 2,436	14 2,269 2,283	3 612 615
46 Tumblers and acrobats.	1 Gopāl 2 Kūtādi Total group 46	Hindu	... 3 3 3 3 3	1 21 22	... 9 9	1 11 12	1 ... 1

† Vagrant minor Artists and Performers.

Castes, &c., by Civil Con-
dition and Age—(Continued).TABLE E.
Castes, &c., by Civil Condition and Age—(Continued).

CASTE AND RELIGION.		TOTAL STRENGTH—(Continued).											
Class.	Group.	Caste, &c.	Religion.	0—9.					10—14.				
				Total.	Un- married.	Married.	Widow- ed.	Total.	Un- married.	Married.	Widow- ed.		
1	2	3	4	29	30	31	32	33	34	35	36		
	35(a) Persons service.	Chakkár	Hindu	62	62	30	26	4	...		
	36 Distillers and toddy- drawers.	1 Ilava 2 Pkshi 3 Cháráán 4 Tándáú	Hindu " " " " " "	52,107 16,645 2,863	52,107 16,645 2,863	18,780 7,326 1,268	17,870 7,273 1,178	910		
	38 Leather workers.	Total group 36	...	71,615	71,615	27,374	26,321	1,053	...		
	39 Scavengers.	Chemman	Hindu	264	264	112	106	6	...		
		1 Báss 2 Vallavan	Hindu " "	1 14	1 14		
		Total group 39	...	15	15	7	5	2	...		
		Total class D.	...	103,534	103,534	41,564	38,734	2,824	6		

D. Artisans and Village Menials
(Continued)

Castes, &c., by Civil Condition and Age—(Continued).

	Kallāsāri	Hindu	1,013	1,013	...	447	383	64	...
40 Grind-stone makers and stone quarriers.	...	Hindu	...	1,013
41 Earth workers and stone-dressers.	1 Otban 2 Otiya	Hindu "	21 4	21 4	...	9 1	8 ...	1 1	...
	Total group 41	...	25	25	...	10	8	2	...
43 Matmakers, cane splitters, grass-cutters, &c.	Nolayan	Hindu	265	265	...	116	109	7	...
44 Hunters, fowlers, &c.	1 Talavan 2 Vēdan 3 Vettaran	Hindu " "	90 827 35	90 827 35	...	42 349 20	40 326 18	2 23 2	...
	Total group 44	...	952	952	...	411	384	27	...
45 Miscellaneous and disreputable vagrants.	1 Kakkālan 2 Passiavan	Hindu "	117 7	117 7	...	54 3	52 3	2
	Total group 45	...	124	124	...	57	55	2	...
45(a) Beggars.	1 Panisivan 2 Saugampandāram.	Hindu "	6 1,320	6 1,320	...	2 578	2 540
	Total group 45 (a).	...	1,326	1,326	...	580	542	38	...
46 Tumblers and acrobats.	1 Gopāl 2 Kūttādi	Hindu "	5 ...	5
	Total group 46	...	5	5	...	2	2

E Vagrant minor Artisans and Performers.

Castes, &c., by Civil Condition and Age—(Continued).

TABLE E.
Castes, &c., by Civil Condition and Age—(Continued).

Class.	CASTE AND RELIGION.		TOTAL SEXES BOTH—(Continued).											
	Group.	Caste, &c.	Religion.	Males—(Continued).					Females—(Continued).					
				Total.	Un- married.	Married.	Widow- ed.	Total.	Un- married.	Married.	Widow- ed.			
1	2	3	4	37	38	39	40	41	42	43	44			
	85 (1) Personal service.	Chakkār	Hindu ...	109	22	83	1	58	4	27	27			
	86 Distillers and toddy- drawers.	1 Hava 2 Pashi 3 Chaman 4 Pashā	Hindu ...	98,619	20,847	69,000	3,673	43,183	4,971	17,753	20,459			
			"	28,002	7,017	20,504	1,141	13,977	1,214	6,205	6,468			
			"	4,027	1,031	3,665	108	2,398	191	1,078	1,129			
		Total group 86	...	127,208	28,808	93,298	5,012	59,558	6,376	25,126	28,056			
	88 Leather workers.	Chetmān	Hindu ...	402	73	369	20	224	22	97	105			
	89 Scavengers.	1 Dās 2 Valluvan	Hindu ...	4	...	4			
			"	25	5	19	1	11	6			5
		Total group 89	...	29	5	23	1	11	...	6	5			
		Total class D.	...	182,713	38,910	135,269	8,534	85,578	8,200	38,368	40,001			

D. Artisans and Village
Mentals—(Continued)

Castes, &c., by Civil Condition and Age—(Continued).

40 Grind-stone makers and stone quarriers.	Kallāsari	Hindu	1,748	56	1,621	71	851	2	465	384
41 Earth workers and stone dressers.	1 Oṭṭan 2 Oṭṭiya	Hindu	37 7	7 2	29 5	1 ...	18 8	1 ...	14 8	3 ...
	Total group 41	...	44	9	34	1	21	1	17	3
43 Matmakers, cane splitters, grass-cutters, &c.	Nolayan	Hindu	459	96	341	19	223	9	99	115
44 Hotters, fowlers, &c.	1 Tūṭṭan 2 Vāṭṭan 3 Vēṭṭan	Hindu	174 1,432 64	36 301 13	130 1,077 49	8 54 2	79 763 52	6 53 4	35 318 22	38 332 26
	Total group 44	...	1,670	350	1,256	64	834	63	375	396
45 Miscellaneous and disreputable vagrants.	1 Kālāḷḷan 2 Paṣṣayan	Hindu	198 13	42 2	150 11	6 ...	106 6	7 ...	48 5	51 1
	Total group 45	...	211	44	161	6	112	7	53	52
45 a) Beggars.	1 Paṭṭayan 2 Saṅgarapandāṭṭan	Hindu	11 2,296	1 482	10 1,730	...	7 1,114	...	1 501	3 528
	Total group 45(a)	...	2,307	483	1,740	84	1,121	85	505	531
46 Tumblers and acrobats.	1 Gopāl 2 Kūṭṭāi	Hindu	1 10	...	1 8
	Total group 46	...	11	2	9

E. Vagrant minor Artisans and Performers.

Castes, &c., by Civil Condition and Age—(Continued).

TABLE E.
Castes, &c., by Civil Condition and Age—(Continued).

Class.	CASTE AND RELIGION.		TOTAL STRENGTH—(Continued).													
	Group.	Caste, &c.	Religion.	All Ages.					Males.							
				Total.	Un- married.	Married.	Widow- ed.	Total.	Un- married.	Married.	Widow- ed.					
1	2	3	4	5	6	7	8	9	10	11	12					
Vagrant, &c.—(cont.)	47 Jugglers, snake charmers and animal exhibitors.	Kulvan	Hindu	42	22	19	1	10	10					
		Total class E.	...	15,655	8,089	7,051	515	3,602	3,602		
		and Nationalities.	48 Asiatic races of reprinted non-Indian descent.	1 Arab	Musalman.	260	132	119	9	64	63	1	...			
				2 Chinese	Christian.	1	...	1
				3 Jew	Jew	65	39	25	1	18
				4 Kabul	Musalman.	84	44	33	7	21	21
				5 Mughal	...	317	170	133	14	86	86
				6 Parsi	Parsi	1	...	1
				7 Pathan	Musalman.	2,508	1,317	1,119	72	617	615
				8 Sheik	...	240	119	101	20	61	61
9 Singalese	Hindu			17	9	8	...	5	5		
10 Syed	Musalman.			117	62	48	7	30	30		
	Total group 48	3,610	1,892	1,588	130	902	899	3			

Castes, &c., by Civil Condition and Age—(Continued).

F. Races	50 Non-Asiatic races.	European	{ Chrstn } { None }	210	95	105	10	44	44
	51 Eurasians...	1 East Indian 2 Eurasian	Christian.. " ..	995 285	588 95	369 179	38 11	332 41	332 41
		Total group 51	...	1,280	688	548	49	373	373
	52 Christian converts.	1 Native 2 Syrian	Christian.. " ..	112,489 150,395	58,245 72,421	50,362 71,968	3,881 6,006	30,248 37,722	30,105 37,623	88 85	14 14
		Total group 52	...	262,884	130,687	122,330	9,887	67,990	67,789	173	28
		Total class F	...	267,984	133,337	124,571	10,076	69,309	69,105	176	28
G. Undefined.	54 Linguistic, territorial and religious names.	1 Bengalese	Hindu	3	1	2	...	7
		2 Guzerati	"	28	15	11
		3 Jain	Jain	3	2	1
		4 Kamadiyan	Hindu	19	11	8
		5 Konkani	"	3,681	2,129	1,324	237	795	795
		6 Kutch	Musalman.	147	76	56	15	38	38
		7 Mussalman	"	7,203	3,814	3,171	218	1,805	1,801
		8 Tamil	Hindu	3	1	2
		9 Telugu	"	10	5	5
		10 Tulukkan	Musalman..	15,555	8,271	6,825	459	3,915	3,894
			Total group 54	...	26,652	14,316	11,405	981	6,569	6,544	23

(Castes, &c., by Civil Condition and Age—(Continued).

TABLE E.
Castes, &c., by Civil Condition and Age—(Continued).

CASTE AND RELIGION.		TOTAL STRENGTH—(Continued).											
Class.	Group.	Caste, &c.	Religion.	Males—(Continued).					15—39.				
				Total.	Un- married.	Married.	Widow- ed.	Total.	Un- married.	Married.	Widow- ed.		
1	2	3	4	13	14	15	16	17	18	19	20	...	
Vagrant, &c. (Contd.)	47 Jugglers, snake char- mers and animal exhi- bitors.	Kuluwan	Hindu	6	6	15	5	10	
	48 Asiatic races of reputed non-Indian descent.	Total class E.	...	1,733	1,701	32	...	6,991	2,560	4,317	114	...	
		1 Arab	Musalmb.	28	25	3	...	115	42	71	2	...	
		2 Chinese	Christian.	1	...	1	
		3 Jew	Jew	4	4	28	17	10	1	...	
		4 Kabul	Musalmb.	9	9	37	13	23	1	...	
		5 Mughal	"	35	31	4	...	128	50	72	6	...	
		6 Parsi	Parsi	
		7 Pakhan	Musalmb.	259	248	11	...	1,122	435	673	14	...	
		8 Sheik	Musalmb.	26	20	6	...	95	36	57	2	...	
		9 Singhalese	Hindu	2	2	7	2	5	
		10 Syed	Musalmb.	14	14	50	17	32	1	...	
and Nationalities.		Total group 48	...	377	353	24	...	1,583	612	944	27	...	

Castes, &c., by Civil Condition and Age—(Continued).

F. Races	50 Non-Asiatic races.	European	{ Christu } { None }	19	19	99	28	67	4	G. Undefined.
	51 Eurasians...	1 East Indian 2 Eurasian	Christian. "	153 21	149 20	4 1	...	327 153	94 32	227 119	6 2	
		Total group 51	...	174	169	5	...	480	126	346	8	
	52 Christian converts.	1 Native 2 Syrian	Christian. "	14,715 18,422	14,232 17,845	462 552	22 25	43,847 63,760	12,849 16,035	30,585 46,829	413 896	
		Total group 52	...	33,138	32,077	1,014	47	107,607	28,884	77,414	1,309	
		Total class F.	...	33,708	32,618	1,043	47	109,769	29,950	78,771	1,348	
	54 Linguistic, territorial and religious names.	1 Bengalese 2 Guzerati 3 Jain 4 Kannadiyan 5 Konkani 6 Kutch 7 Mussalman 8 Tamil 9 Telugu 10 Tulukkan	Hindu " Jain Hindu " Musalmn. " Hindu " Musalmn.	... 4 ... 2 395 17 749 ... 1 1,556	... 4 ... 2 371 17 722 ... 1 1,526 24 ... 17 ... 29 1 ... 1	2 11 3 7 1,630 61 3,176 2 4 6,904	1 4 2 3 852 20 1,234 1 1 2,731	1 6 1 4 810 35 1,905 1 3 4,176	... 1 28 6 37 57	
		Total group 54	...	2,715	2,643	70	2	11,320	4,849	6,942	129	

TABLE E.
Castes, &c., by Civil Condition and Age—(Continued).

TABLE E.
Castes, &c., by Civil Condition and Age—(Continued).

Class.	CASTE AND RELIGION.		TOTAL STRENGTH—(Continued).												
	Group.	Caste, &c.	Religion.	Males—(Continued).					Females.						
				40 and over.					All Ages.						
				Total.	Un-Married.	Married.	Widow-ed.	Total.	Un-married.	Married.	Widow-ed.	Total.	Un-married.	Married.	Widow-ed.
1	2	3	4	21	22	23	24	25	26	27	28	29	30	31	32
	47 Jugglers, snake charmers and animal exhibitors.	Kuluvan	Hindu	11	1	9	1	31	15	15	1	1	6,837	80	21
	48 Asiatic races of reputed non-Indian descent.	Total class E.		3,320	226	2,702	401	14,980	6,415	6,837	1,728	1,728	1,728	1,728	1,728
		1 Arab	Musliman	53	2	44	7	186	85	85	21	21	21	21	21
		2 Chinese	Christian
		3 Jew	Jew	15	...	15	...	60	27	27	8	8	8	8	8
		4 Kábuli	Musliman	17	1	10	6	45	19	19	6	6	6	6	6
		5 Mughal	"	68	3	57	8	265	119	114	82	82	82	82	82
		6 Parsi	Parsi	1	...	1
		7 Pathán	Musliman	510	19	433	58	1,845	836	795	214	214	214	214	214
		8 Shook	Musliman	58	2	38	18	174	80	73	21	21	21	21	21
		9 Singhalese	Hindu	3	...	3	...	12	4	4
		10 Syed	Musliman	23	1	16	6	115	51	50	14	14	14	14	14
		Total group 48	...	748	28	617	103	2,702	1,221	1,165	316	316	316	316	316

and Nationalities.

Castes, &c., by Civil Condition and Age—(Continued).

F. Races	50 Non-Asiatic races.	European	{ Chrstn } { None }	48	4	38	6	151	59	71	21	G. Undefined.
	51 Eurasians...	1 East Indian 2 Eurasian	Christian... "	183 70	13 2	188 59	32 9	1,077 247	479 109	497 108	101 30	
		Total group 51	253	15	197	41	1,324	588	605	131	
	52 Christian converts.	1 Native 2 Syrian	Christian... "	23,658 30,491	999 918	19,227 24,502	3,432 5,071	108,517 147,400	49,178 65,586	49,880 67,536	9,569 14,278	
		Total group 52	54,149	1,917	43,729	8,503	255,917	114,764	117,366	23,787	
		Total class F.	55,198	1,964	44,581	8,653	260,094	116,632	119,207	24,255	
	54 Linguistic, territorial and religious names.	1 Bengalese 2 Guzerati 3 Jain 4 Kammalivan 5 Konkani 6 Kutch 7 Mussalman 8 Tamil 9 Telugu 10 Tulukkan	Hindu ... Jain ... Hindu ... " ... Mussalman ... " ... Hindu ... " ... Mussalman...	1 6 ... 4 801 31 1,482 1 2 3,120 102 1 57 ... 120	1 5 ... 4 490 21 1,245 1 2 2,601 269 9 180 ... 399	... 20 ... 22 3,389 169 7,547 ... 10 14,215	... 8 ... 9 791 73 3,416 ... 3 6,614	... 12 ... 13 2,047 73 3,243 ... 7 6,101 551 23 888 1,500	
		Total group 54	5,448	280	4,370	798	25,372	10,914	11,496	2,962	

Castes, &c., by Civil Condition and Age—(Continued).

TABLE E.
Castes, &c., by Civil Condition and Age—(Continued).

CASTE AND RELIGION.		TOTAL STRENGTH—(Continued)												
Class.	Group.	Caste, &c.	Religion.	0-9.					10-14.					
				Females—(Continued)		Males			Females—(Continued)		Males			
				Total.	Un- married.	Married.	Widow- ed.	Total.	Un- married.	Married.	Widow- ed.	Total.	Un- married.	Married.
1	2	3	4	29	30	31	32	33	34	35	36			
Vagrant, &c. (Contd.)	47 Jugglers, snake char- mers and animal exhi- bitors.	Kuluvan	Hindu	8	8	3	3
		Total class E.	...	3,718	3,718	1,626	1,486	140
and Nationalities.	48 Asiatic races of reputed non-Indian descent.	1 Arab	Musalmn.	47	47	22	20	2
		2 Chinese	Christian.
		3 Jew	Jew	14	14	9	8	1
		4 Kábul	Musalmn.	12	12	5	4	1
		5 Mughal	"	68	68	29	26	3
		6 Parsi	Parsi
		7 Pathan	Musalmn.	497	494	195	176	19
		8 Sheik	"	45	45	18	16	2
		9 Singhalese	Hindu	4	4
		10 Syed	Musalmn.	31	31
	Total group 48	715	715	3	...	289	260	29	

Castes, &c., by Civil Con-
dition and Age—(Continued).

F. Races	50 Non-Asiatic races.	European	{ Chrstin None }	29	29	...	13	13	13	13
	51 Eurasians..	1 East Indian 2 Eurasian	Christian.. " "	291 55	291 55	...	141 32	122 28	19 4
		Total group 51	...	346	346	..	173	150	23
	52 Christian converts.	1 Native 2 Syrian	Christian.. " "	32,019 40,508	31,819 40,375	182 183	12,206 18,426	10,375 13,791	1,800 2,005	22 30
		Total group 52	...	72,587	72,194	365	30,632	26,166	4,414	52
		Total class F.	...	73,680	73,284	368	31,107	26,589	4,466	52
	54 Linguistic, territorial and religious names.	1 Bengalese 2 Guzerati 3 Jain 4 Kaniadiyan 5 Konkani 6 Kates. 7 Mussalman 8 Tamil 9 Telugu 10 Tuluakan	Hindu " Jain Hindu " Mussalm. Hindu " Mussalm..	... 4 ... 6 ... 6 757 44 1,947 ... 2 3,817	... 4 ... 6 757 44 1,939 ... 2 3,802 8 11	... 2 ... 2 876 17 707 ... 1 1,498	... 2 ... 2 84 15 687 ... 1 1,344 305 2 78 ... 118 37 ... 2 ... 6
		Total group 54	...	6,577	6,554	19	2,633	2,085	533	45
			...	6,577	6,554	19	2,633	2,085	533	45

Castes, &c., by Civil Condition and Age—(Continued).

TABLE E.
Castes, &c., by Civil Condition and Age—(Continued).

Class.	Group.	Caste, &c.	Religion.	TOTAL STRENGTH—(Continued).									
				Females—(Continued).					40 and over.				
				Total.	Un-married.	Married.	Widow-ed.	Total.	Un-married.	Married.	Widow-ed.		
1	2	3	4	37	38	39	40	41	42	43	44		
Vagrant, &c.—(Contd.)	47 Jugglers, snake charmers and animal exhibitors.	Katvau	Hindu	14	4	10	...	6	...	5	1		
		Total class E.	...	6,464	1,044	5,175	245	3,172	167	1,522	1,483		
	48 Asiatic races of reputed non-Indian descent.	1 Arab	Musalmm	...	80	11	61	5	57	4	17	16	
		2 Chinese	Christian.	
		3 Jew	Jew	...	25	5	18	...	12	...	6	6	
		4 K Mal	Musalmm	...	19	2	15	2	9	1	4	4	
		5 Maghal	113	23	85	5	55	2	26	27	
		6 Parsi	Parsi	
		7 Pathan	Musalmm.	...	783	154	594	...	370	12	179	179	
		8 Sikh	71	15	53	3	40	4	18	18	
9 S. Singhese		Hindu	...	8	...	8		
10 Syad		Musalmm.	...	47	7	37	3	26	...	12	11		
	Total group 48	...	1,145	220	871	55	549	26	262	261			

and Nationalities.

Castes, &c., by Civil Condition and Age—(Continued).

F. Races	50 Non-Asiatic races.	European	{ Christn } { None }	74	16	52	6	35	1	19	15	G. Undefined.
	51 Eurasians...	1 East Indian 2 Eurasian	Christian. " "	438 123	57 24	366 86	15 13	207 37	9 2	112 18	86 17	
		Total group 51	...	561	81	452	28	244	11	130	103	
	52 Christian converts.	1 Native 2 Syrian	Christian. "	45,698 59,612	6,116 7,946	37,789 49,597	1,843 2,069	18,594 28,794	868 1,474	10,100 15,151	7,626 12,169	
		Total group 52	...	105,310	14,062	87,386	3,912	47,388	2,342	25,251	19,795	
		Total class F.	...	107,091	14,379	88,711	4,001	48,216	2,380	25,662	20,174	
	54 Linguistic, territorial and religious names.	1 Bengalese 2 Guzerati 3 Jain 4 Kannadiyan 5 Konkani 6 Kutch 7 Mussalman 8 Tamil 9 Telugu 10 Tulukkan	Hindu " Jain Hindu " Musalman. " Hindu " Musalman.	11 " " 11 1,507 70 3,176 5 5,984	2 " 1 13 654 " 1,208	9 " 10 1,381 53 2,380 " 5 4,511	3 " " 126 4 142 " 265	3 " 3 749 38 1,657 " 2 2,916	3 " " 361 1 136 " 260	8 " 3 18 777 " 2 1,431	388 19 744 " 1,225	
		Total group 54	...	10,764	1,878	8,349	537	5,308	397	2,595	2,375	

Castes, &c., by Civil Condition and Age—(Continued).

TABLE E.
Castes, &c., by Civil Condition and Age—(Continued).

CASTE AND RELIGION.		TOTAL STRENGTH—(Continued).											
Class.	Group.	Caste, &c.	Religion.	All Ages.				0—9.					
				Total.	Un-married.	Married.	Widow.	Total.	Un-married.	Married.	Widow.		
1	2	3	4	5	6	7	8	9	10	11	12		
	55 Unknown...		Hindu	77	44	30	3	19	19
	1 Báláji		"	7	4	3	...	2	2
	2 Bhavarási		"	1	...	1
	3 Bhujár		"	1	...	1
	4 Bhujár		"	1	...	1
	5 Chhambátti		"	6	4	2	...	2	2
	6 Heathen		"	1	...	1
	7 Kadiyan		"	2	...	2
	8 Kánuvar		"	2	...	2
	9 Kodayan		"	3	1	1
	10 Kúch		"	1	...	1
	11 Malayánkaran...		"	146	72	69	5	36	36
	12 Mustán		Musalman.	1	...	1
	13 Nágamom		Hindu	5	2	3
	14 Nálikan		"	104	51	49	4	20	26
	15 Narálavelu		"	1
	16 Neriyán		"	63	36	26	1	15	15
	17 Nodiyán		"	10	6	4	...	2	2

Ined.

TABLE E.

Castes, &c., by Civil Condition and Age—(Continued).

18 Not stated	Hindu } Christn } None }	108	54	50	4	26	26	26
19 Pani	Mu-aham.	425	223	175	26	108	108	108
20 Pattol	Hindu	5	2	3	...	1	1	1
21 Sahabiti	"	1	...	1
22 Tali	"	1	1	1
23 Tattedam	"	5	3	3	...	2	2	2
24 Tolar	"	4	2	2	...	1	1	1
Total group 55	...	951	507	431	43	241	241	241
Total class G.	...	27,633	14,823	11,836	974	6,816	6,785	6,785	23	2
Grand Total	...	1,290,415	677,612	567,088	45,715	312,300	311,846	311,846	389	65

Castes, &c., by Civil Condition and Age—(Continued).

TABLE E.
Castes, &c., by Civil Condition and Age—(Continued).

CASTE AND RELIGION.		TOTAL STRENGTH—(Continued).												
Class.	Group.	Caste, &c.	Religion.	Males—(Continued).										
				10-14.				15-39.				Total.	Widow.	Total.
				Total.	Un- married.	Married.	Widow.	Un- married.	Married.	Widow.	Un- married.			
1	2	3	4	13	14	15	16	17	18	19	20			
	55 Unknown...		Hindu	10	10	29	14	15	...	15
	1 Báláji	...	"	1	1	3	1	2
	2 Bhavarási	...	"
	3 Bhujár	...	"
	4 Bhujávar	...	"
	5 Chhambátí	...	"	1	1	2	1	1
	6 Heathen	...	"
	7 Kadiyan	...	"
	8 Kámuvar	...	"
	9 Kodayan	...	"
	10 Kúch	...	"
	11 Malayánkaran...	...	"	17	17	1	1
	12 Mustán	...	Musalimn.
	13 Nágamom	...	Hindu
	14 Nálkan	...	"	12	12	3	1	2
	15 Naralavélu	...	"
	16 Neriyán	...	"	7	7	1	1	29	...	1
	17 Nodiyan	...	"	3	3	4	14	19
		...	"	4	3

aned.

TABLE E.
Castes, &c., by Civil Con-
dition and Age—(Continued).

18 Not stated	...	12	...	47	15	31	1
19 Pani	{ Hindu } { Chrstn } { None }	44	5	189	72	114	3
20 Pattól	Musalman.	3	1	2	...
21 Sahabiti	Hindu	1	...	1	...
22 Táli	"	1	1
23 Tãttedam	"	3	1	2	...
24 Tólar	"	2	1	1	...
Total group 55	...	107	5	480	154	270	6
Total class G.	...	2,822	75	12,350	5,003	7,212	135
Grand Total	...	149,926	2,519	545,306	202,744	386,604	5,958


Castes, &c., by Civil Condition and Age—(Continued).

18 Not stated	Hindu } Chrstn } None }	23	1	19	3	84	33	45	6
19 Pani	Musalman...	84	4	57	23	473	205	198	70
20 Paktol	Hindu	1	...	1	...	5	3	2	...
21 Sahabiti	"	4	3	1	...
22 Tali	"
23 Tattedam	"	1	...	1	...	4	...	4	...
24 Tolar	"	1	...	1	...	2	2
Total group 55	...	203	10	156	37	892	387	397	108
Total class G.	...	5,651	290	4,526	835	26,264	11,301	11,893	3,070
Grand Total	...	282,883	15,714	227,576	39,598	1,267,321	573,528	552,514	141,279


TABLE E.

Castes, &c., by Civil Con-
dition and Age—(Continued).

18 Not stated	Hindu } Christn } None }	42	4	36	2	12	...	8	4
19 Pauri	Muslmn...	186	37	141	8	112	5	52	55
20 Pachtol	Hindu	2	...	2
21 Sahabiti	"	1	...	1
22 Tali	"
23 Tatedam	"	4	...	4
24 Tolar	"
Total group 55	...	380	68	298	14	186	8	91	87
Total class G.	...	11,144	1,946	8,647	551	5,554	405	2,686	2,463
Grand Total	...	544,843	104,040	417,451	23,352	257,817	19,879	120,353	117,585



PART III.—MISCELLANEOUS INFORMATION.



PART III.—MISCELLANEOUS INFORMATION.

[NOTE.—The following summary of the census results was submitted to the Dewan on the 23rd April 1891, soon after the Final Census was taken and was published as a Gazette Supplement. The figures given in it will not quite tally with the results of the final tabulation. For the Quilon Cantonment and the Trivandram Residency Escort figures were received subsequently from Madras and were added to the totals of those towns. The figures for Melagudalore, which had found their way by mistake into our returns, and which had been included in Periyar and Thekkadi, were, since the summary was written, struck off our books. To these changes are due, therefore, any difference between the figures given here and the final results as shown in the body of the Report. The general conclusions, however, arrived at in the summary remain unaffected. They are in no wise different from those deduced in the Report itself.]

CENSUS CENTRAL OFFICE,
CAMP TRIVANDRAM, 23rd April 1891.

A.—The Census of Travancore—February 1891.

1. The results of the recent census will be briefly summarised. Our final enumeration was synchronous with that of the whole of the Indian Empire.

2. The final census was taken partly on the night of the 26th February and partly on the morning of the 27th idem—an arrangement carried out with the approval of the Madras Government, conveyed in their G.O., dated the 12th August 1890, No. 648. I had represented that the night census of the house population was specially difficult in Travancore for reasons shown in my letter to you, No. 10, dated the 18th July 1890, from which I quote the following:—

“I have the honour to inform you that I have carefully considered para. 2 of G.O., No. 402, dated 4th June 1890, Revenue, forwarded with your letter, No. ²⁹⁵⁷_{M. 1267}, dated the 11th instant.

“Travancore comes in the class of ‘Special tracts’ in which a night enumeration will be impossible, on account of the wiliness of the country and the peculiarly isolated condition of the bulk of our houses.

“We have in Travancore about 500,000 houses according to the census of 1881, of which more than 80 per cent. are houses situated *within enclosures*. These enclosures are generally made of strong mud or masonry walls or high fences, and access to them is by an only outer door, which, in most cases, is several yards distant from the door of the house. In the case of the well-to-do classes, the enclosure around the house covers an area of 4 or 5 acres. The inmates shut the outer door after night-fall, and in the case of the labouring population, they come home at about 6 P.M., take warm conjee and go to sleep at about 7 or even earlier. It would be impossible for the enumerator to get at

either of these two classes of people referred to above, and the result will be that he may not be able to see the house-holder or talk to him on the census night. I fear the *night* census of the bulk of the Travancore population may fail. If we persist, the results will be anything but accurate.

“The system to be adopted on this occasion should be the same as that adopted in the censuses of 1875 and 1881, and which is explained in page 27 of my Census Report for 1881 thus:—

‘Instruction No. 22. The final enumeration will take place at day-light on the ^{17th February 1881}_{7th Masy 1056} (with one exception, which will be noticed below) ’.....

‘Instruction No. 29. It has been stated that there is an exception to the rule that the final census is to begin at day-light on the ^{17th February 1881}_{7th Masy 1056}.

It is in the case of chatrams, ambalams, ootupurals, inns, matams, dak bungalows, hotels, shops, cutcherries, encampments, pagodas, churches, school-houses, cartstands, backwater stations, &c., the enumerator must proceed to these with loose forms at 8 P.M. on the night of the ^{16th February}_{6th Masy} and fill them up by 12 o'clock with entries of persons found there. Travellers on the roads within the enumerator's block should also be included. Care must be taken that no canoe, boat, &c., is reckoned twice.’

“The success of both the former censuses were, I think, mostly due to this convenient arrangement.

“I am very anxious on this point, and unless Government see the real difficulties of the case, I fear the next census of February 1891 may give trouble and hardships of a kind unknown on the Madras coast. It would be a different thing if, as there, the houses are situated in clusters, called villages, and the access to each door is directly from the open street or road.

“I request you will place this information before the Madras Government and get the final enumeration of Travancore altered to the morning of the 27th February, the results being those of the previous night.”

3. The order of Government, on the above, ran thus:—

“The Resident will be informed through the Political Department that under the circumstances represented a night census in Travancore will not be insisted upon. The arrangements proposed by the Dewan are approved.

(True Extract.)

(Signed) C. A. GALTON,

Secretary to Government.”

4. The census commenced with a Regulation passed by H. H. the Maha Rajah on the 1st of November 1890.

5. This is the *third* systematic enumeration of the people of Travancore ordered by His Highness' Government within the memory of the present generation. The former two enumerations were in February 1875 and February 1881.

6. The night census included the enumeration of:—

(a) All travellers, &c., who were found at chatrams, ambalams, ootupurahs, inns, matams, dāk bungalows, hotels, shops, cutcherries, encampments, pagodas, churches, school-houses, cartstands, landing ghats and other such public places.

(b) Persons travelling by road on the night of the $\frac{16\text{th Masy } 1066}{26\text{th February } 1891}$ and the houseless poor.

(c) Passengers in ships, pathamars, &c., in dock-yards.

The morning census included the enumeration of all houses.

Rule 20 of the Final Census Instructions thus indicated the enumerator's duty on the census morning:—"On the morning of the

$\frac{17\text{th Masy}}{27\text{th February}}$ the enumerator will proceed from house to house as rapidly as possible with the enumeration book previously filled up during the preliminary enumeration, summon the chief member of each family residing in the house, and read over to him the entries made for his family in the schedule. He will strike out the entries for persons who have been absent the night before, or have died since the first enumeration, and fill up the form for any person who was in the house during the night previous, but who was not there when the first visit was made, such as guests, infants newly born and others. He is to consider as having been present the night before all living in or taking their meals from the house, even though any of them may have been out fishing or watching in the fields or at a shop, &c., for the night."

7. By way of preparation for the final census, the census work was divided into three parts:—

(1) A house numbering which was taken between the $\frac{10\text{th Alpasī}}{25\text{th October}}$ and $\frac{10\text{th Kartigay } 1066}{24\text{th Novr. } 1890}$.

(2) A register of miscellaneous buildings taken between the $\frac{11\text{th and the } 25\text{th Kartigay } 1066}{25\text{th Novr. and } 9\text{th Decr. } 1890}$.

(3) And a thorough preliminary enumeration, leisurely and accurately made, between the $\frac{5\text{th Margaly } 1066}{18\text{th Decr. } 1890}$ and $\frac{5\text{th Tye } 1066}{17\text{th January } 1891}$; in some places the work continuing to $\frac{20\text{th Tye } 1066}{1\text{st February } 1891}$.

These Preliminaries were carefully and leisurely carried out with a view to the satisfactory accomplishments of the final synchronous enumeration of the whole State.

8. The whole country was divided into 12,668 blocks, over every one of which an enumerator was appointed for the final census day.

9. The British cantonment of Quilon was censused by the Officer Commanding Quilon, in accordance with the Resident's letter to you, dated Quilon, 13th December 1890, in which the Resident observed :—

“ The Officer Commanding Quilon has represented to me that there are no Cantonment funds available for the census expenses in the Quilon Cantonment, and he has asked me to relieve him of the work ; this I am unable to do entirely, as the Government have laid down that the census of the population in military cantonments is to be taken by military authorities. I have however arranged with him that he shall take the census *within* the boundaries shown in the enclosed sketch, and I would be much obliged if you will kindly arrange for the taking of the census outside those limits. The Officer Commanding will render your officer every assistance in his power.”

The Residency escort at Trevandrum was also censused by British Officers, the Assistant Resident writing to us on the 22nd December 1890 :—

“ In reference to the instructions issued by the British Resident, that the census within military limits be taken by military authorities in concert with civil authorities, I shall feel obliged by your kindly deputing an official to meet (during my absence from Trevandrum) the manager of the Resident's office, to assist him in determining the Resident's escort limits within which the census of the escort will be taken by me, so that all other limits may be censused by the Sircar officials.”

So also were the people of the Periyar Project works censused by the Chief Engineer, Periyar Project, according to the Resident's letter, No. 1347, dated Trevandrum, 22nd November 1890, in which the Resident wrote :—

“ The Madras Government proposes that the Chief Engineer, Periyar Project, shall, as a matter of convenience, take the census of the British camps at Periyar and Thekkadi, the schedules being subsequently transmitted to the Travancore authorities. I presume that His Highness' Government will have no objection to the proposal which will be so convenient to both parties.”

10. The census schedules of these three localities named above were forwarded to the Madras Government. I have now got back those for the Periyar Project works from the Madras Census Superintendent.

11. In the hill tracts of Travancore, including most part of the Cardamom Hills' region, only a preliminary enumeration was required,

and this was satisfactorily done. Mr. Maltby, the Superintendent and Magistrate of the Cardamom Hills, writes in his letter, No. 127, dated Coomily, 7th March 1891 :—

“ I have the honour to inform you that the census work is now finished, with the exception of that undertaken by the 3rd class Magistrate of Peermade, about which I have not yet had a final report ; but as the work is being supervised by the supervisor you were good enough to depute to assist Mr. Beale. I feel confident that it will now be satisfactory.”

12. The 3rd class Magistrate of Peermade, Mr. Beale, reported completion of his work on the 26th February 1891. With regard to a portion of his charge, he thought fit to enumerate it on the final census day, and this also was done in time, of which he reported later on thus :—

“ In continuation of my letter of the 26th ultimo, I beg to report that the final census enumeration was completed yesterday, and the Forms No. III. in connection therewith have this day been despatched.”

13. There was some correspondence with regard to the schedule to be adopted for this census. The one ordered by the Government of India was more complicated and contained columns for fuller details of the people than either of the forms we had adopted before. And I suggested a less ambitious schedule in the interests of an economical census ; but Mr. Stuart strongly recommended the adoption of the British Indian schedule, which was subsequently agreed to by His Highness' Government on the ground pointed out by him, that it was “ most desirable that the statistics relating to the population of Travancore should be uniform with those compiled for the rest of India.”

14. We printed our own schedules and provided our own paper, not indenting upon the British Government for them, though they had kindly offered to supply us with the same.

15. The final census gives the following results :—

Houses	545,213
Males	1,289,012
Females	1,266,062

Total Population ... 2,555,074

This gives to every house 4.69 souls on an average, as against 4.56 souls in 1875 and 4.57 souls in 1881.

On the final census day 515,859 houses were ‘ occupied ’ and 29,354 were found ‘ unoccupied.’ The occupied houses form 94.62 per cent. of the total.

The total population of Travancore was found thus distributed on the final census day :—

In houses	2,537,451
Travellers by road	4,414
Travellers by canal	1,985
Sea-going population	423
In public places and miscellaneous buildings				10,801

Total ... 2,555,074

99·7 per cent. of the total population were found within doors on the census night, only 6,822 persons, or 3 in a thousand, having been seen travelling.

16. On an average each enumerator's block contained 43 houses and 202 persons.

17. There are 31 taluqs in Travancore; on an average each taluq has 17,587 houses and 82,422 persons.

18. Fifteen taluqs have a population exceeding this average. The most thickly peopled taluq is Tiruvella, which has 122,142 persons, according to the census. Sherttala stood first on the occasion of the 1881 enumeration, but there have been changes in the territorial limits of taluqs since then. Some thickly-peopled villages have been transferred to the Tiruvalla taluq from Changanar, and hence the alteration in the relative positions of the two taluqs. Quilon stands second, having a total population of 119,396. Sherttala comes third, with a population of 117,261. There are 10 taluqs in Travancore with a population of more than 100,000 in each. According to the previous census there were 8 taluqs, having each a population exceeding 100,000, while in 1875 there were only 5 such taluqs.

19. Totalling the figures for the Divisions, the results stand thus:—

Name of the Division.	Area in square miles.	Number of houses.	Total population.
Padmanabhapuram	648	79,458	350,085
Trevandrum	795	79,787	375,959
Quilon	2,607	201,548	951,219
Kottayam	2,680	184,420	877,811
Total for 4 Divisions ...	6,730	545,213	2,555,074

20. The areality of the whole State is 379 per square mile, against 343 in 1875 and 355 in 1881. Compared to other parts of India, the areality of Travancore is much greater. In the Madras Presidency it is only 248 per square mile. If we exclude from calculation the lakes, mountains and rivers and the uninhabitable and unimprovable hill tracts, the average density for Travancore comes to 609 per square mile, a state of things justifying Mr. Baines' remark that there is "very considerable congestion in the highly cultivated tracts."

21. The subjoined table gives the increases since the last census :—

Year.	Houses.	Males.	Females.	Total.
1891	545,213	1,289,012	1,266,062	2,555,074
1881	524,950	1,197,134	1,204,024	2,401,158
Increase...	20,263	91,878	62,038	153,916
Percentage of Increase..	3.85	7.67	5.15	6.41

22. The following figures show the proportion of the sexes :—

Per 1,000 of population.

Males	Females
504	496;

or for every 100 males there are 98.41 females in Travancore.

23. House-accommodation has increased by 3.8 per cent., while the total population has increased by 6.4 per cent. in 10 years. The increase in both instances is nothing abnormal. In my last Census Report (page 92) I wrote :—

“The result of the census of the Provinces and States of the British Indian Empire, where the present census is not the first, showed an increase of 12½ millions on a population of 218 millions, *i.e.*, 6.2 per cent. on the numbers of 1871. Our census shows an increase of nearly 4 per cent. in 6 years, or which will, at that rate of increase, give 6.2 per cent. for 10 years. This is, I think, about the best proof that can be given of the accuracy of our result.”

Judged by that standard, I find that the present result is accurate. The rates of increase tally so well. Considering that the increase is confined to the natural law of fecundity, and not to any appreciable influence of immigration, I think the result may be taken as quite trustworthy. There has also been increase in both the sexes, though the females seem to have increased only by 5.1 per cent. against 7.6 per cent. among males. The rates of increase do not, however, seem to be so uniform in the Madras districts. The population has increased by 4½ per cent. in Tanjore; 13 per cent. in Madura; 19 per cent. in South Arcot; and 23 per cent. in Salem.

24. It was arranged that the totals were to be made up by the enumerators, and an abstract submitted in the form given in Rule

25. The filled-in schedule-books reached the Census Central Office by the ^{7th Panguni 1066} 19th March 1891, *i.e.*, the 20th day after the final enumeration. The records were arranged and the total results were abstracted from them, in 17 days thereafter.

26. The results thus tabulated were telegraphed to the Imperial Census Commissioner, Simla, to the British Resident, and to the Census Superintendent of Madras, on the 6th and 7th April 1891, *i.e.*, within 37 days after the final census.

27. The rough totals summarised from the enumerators' abstracts had already been telegraphed to them on the 23rd and 25th March last, *i.e.*, within 24 days after the final enumeration.

The Census Commissioner remarked in his letter to the Government of India on the recent census that the rough totals for the whole of the Indian Empire were ready in 5 weeks after the final census.

28. With regard to the enumerators' abstracts, Mr. Baines writes:—

“The above is the system of communication prescribed, but whether it was in all cases duly observed, I am, of course, unable to say.

“Neither the Provincial Superintendents nor I myself have as yet had an opportunity of testing these summaries, but I have no reason to think that their accuracy is impaired by the speed with which they were compiled.”

29. The number of columns in the schedule of 1875 A.D. was 10; of 1881, 8; and of 1891 is 14.

30. No obstacles are reported to have occurred in the taking of the census.

31. No part of Travancore was, on any account, omitted from the enumeration.

32. No person was punished under the Census Regulation.

33. More than 5,500 schedules were filled in by the householders themselves and handed over to the enumerators. These were carefully checked.

34. This is the first time that we have been able to census the principal towns of Travancore as such. The limits of each town

were defined, in time, and enumerators were appointed for them, separately; on this point I remarked in my last Census Report (page 276) :—

“ Since the census, an attempt has been made to distinguish in the schedules, those for the principal towns from the rest. Our towns have no defined limits, and therefore for census purposes, the taluqs and the revenue divisions thereof, known as Proverties and Karas, were adopted. The Kara was taken as the unit of census operations. All the statistics tabulated are for these minute sub-divisions, Karas. It was ascertained from local officers, what Karas and portions of Karas were comprised in the principal towns, and the figures so totalled were submitted to the Imperial Census Commissioner, for 7 towns in Travancore.”

We have now been able to cure this defect of the former census. In deciding what were towns, for census purposes, we followed the dictum laid down by Mr. McIver, in para. 720 of his Census Report that “ size, compactness, and certain architectural, commercial or industrial features are all considerations which would go to make up the definition of a town.”

35. Two statements (Forms A. and B.) sent to the Census Commissioner and the Census Superintendent are subjoined for your information.

36. The work of tabulation commenced a month ago and is being vigorously pushed on. 105 clerks have already been entertained as tabulators. I expect the whole work of abstraction, tabulation and compilation to be finished in about 3 months.

(Signed) V. NAGAM AIYA,
Dewan Peishcar and Census Commissioner,
Travancore.

FORM A.

CENSUS OF INDIA, 1891.

Total of results tabulated from census schedules.

District (State of Travancore).

Name of town or cantonment.	Occupied houses.	Population.			Remarks:— E.g., extension or decrease of town or district limits since 1881, &c.)
		Total.	Males.	Females.	
1	2	3	4	5	6
Trivandram ...	4,712	27,661	14,580	13,081	
Alleppey ...	4,505	22,768	11,286	11,482	
Quilon ...	2,259	12,886	6,514	6,322	
Quilon Cantonment*					
Nagercoil ...	2,475	11,187	5,335	5,852	
Shenkotta ...	2,121	8,727	4,202	4,525	
Vykkam ...	1,493	7,769	4,113	3,656	
Kottayam ...	1,310	7,090	3,539	3,551	
Aripaud ...	1,433	6,890	3,448	3,442	
A. Total Urban area.	20,308	104,928	53,017	51,911	
B. Total Rural area ..	495,551	2,450,146	1,235,995	1,214,151	
Grand Total ...	515,859	2,555,074	1,289,012	1,266,062	

* This cantonment has been censused by the Regimental Officers and the schedules sent by them to the Madras Census Office through the British Resident. That result is therefore not included here.

Despatched on the 17th April 1891.

(Signed) V. NAGAM AIYA,
Census Commissioner for Travancore.

FORM B.

CENSUS OF INDIA, 1891.

District (State of Travancore).

TALUQ.	Name of town, cantonment, &c., and total of rural areas.	Occupied houses.	PERSONS.		
			Males.	Females.	Total.
Tovala ...	<i>Towns</i>
	Total, <i>Rural area</i> ..	7,084	14,489	15,262	29,751
	Total, Taluq ...	7,084	14,489	15,262	29,751
Agastiswaram ..	<i>Town, Nagercoil.</i>	2,475	5,335	5,852	11,187
	Total, <i>Rural area</i> ..	17,172	37,891	38,163	76,054
	Total, Taluq ...	19,647	43,226	44,015	87,241
Eranial ...	<i>Towns</i>
	Total, <i>Rural area</i> ..	22,208	52,883	52,215	105,098
	Total, Taluq ...	22,208	52,883	52,215	105,098
Kalkulam ...	<i>Towns</i>
	Total, <i>Rural area</i> ..	12,561	29,834	29,640	59,474
	Total, Taluq ...	12,561	29,834	29,640	59,474
Vilavankodu ...	<i>Towns</i>
	Total, <i>Rural area</i> ..	13,036	35,202	33,319	68,521
	Total, Taluq ...	13,036	35,202	33,319	68,521
Neyattankara...	<i>Towns</i>
	Total, <i>Rural area</i> ..	22,266	56,953	53,802	110,755
	Total, Taluq ...	22,266	56,953	53,802	110,755
Trivandram ...	<i>Town, Trivan-</i> <i>dram</i> ...	4,712	14,580	13,081	27,661
	Total, <i>Rural area</i> ..	16,769	42,202	41,849	84,051
	Total, Taluq ...	21,481	56,782	54,930	111,712
Nedumangadu..	<i>Towns</i>
	Total, <i>Rural area</i> ..	11,633	27,857	27,640	55,497
	Total, Taluq ...	11,633	27,857	27,640	55,497

FORM B.

CENSUS OF INDIA, 1891—(Continued).

District (State of Travancore).

TALUQ.	Name of town, cantonment, &c., and total of rural areas.	Occupied houses.	PERSONS.		
			Males.	Females.	Total.
Sirayinkil ...	<i>Towns</i>
	Total, <i>Rural area</i> ..	19,612	48,271	49,724	97,995
	Total, Taluq ...	19,612	48,271	49,724	97,995
Kottarakkara....	<i>Towns</i>
	Total, <i>Rural area</i> ..	13,684	36,055	35,462	71,517
	Total, Taluq ...	13,684	36,055	35,462	71,517
Pattanapuram..	<i>Towns</i>
	Total, <i>Rural area</i> ..	7,915	19,858	19,589	39,447
	Total, Taluq ...	7,915	19,858	19,589	39,447
Shenkotta ...	<i>Town, Shenkotta.</i>	2,121	4,202	4,525	8,727
	Total, <i>Rural area</i> ..	5,572	11,498	11,863	23,361
	Total, Taluq ...	7,693	15,700	16,388	32,088
Quilon ...	<i>Town, Quilon...</i>	2,259	6,514	6,322	12,836
	<i>Cantonment do.*</i>
	Total, <i>Town</i> ...	2,259	6,514	6,322	12,836
	Total, <i>Rural area</i> ..	19,921	52,961	53,599	106,560
Total, Taluq ...	22,180	59,475	59,921	119,396	
Kunnattur ...	<i>Towns</i>
	Total, <i>Rural area</i> ..	14,789	37,397	36,132	73,529
	Total, Taluq ...	14,789	37,397	36,132	73,529
Karunagappalli.	<i>Towns</i>
	Total, <i>Rural area</i> ..	23,223	52,862	55,964	108,826
	Total, Taluq ...	23,223	52,862	55,964	108,826

* This cantonment has been censused by the Regimental Officers and the schedules sent by them to the Madras Census Office through the British Resident. That result is therefore not included here.

FORM B.

CENSUS OF INDIA, 1891—(Continued).

District (State of Travancore).

TALUQ.	Name of town, cantonment, &c., and total of rural areas.	Occupied houses.	PERSONS.		
			Males.	Females.	Total.
Kartigappalli...	Town, Aripaud...	1,433	3,448	3,442	6,890
	Total, Rural area..	16,873	41,768	43,292	85,060
	Total, Taluq ...	18,306	45,216	46,734	91,950
Mavellikara ...	Towns
	Total, Rural area..	21,718	52,494	51,125	103,619
	Total, Taluq ...	21,718	52,494	51,125	103,619
Chenganur ...	Towns
	Total, Rural area..	18,605	48,443	45,517	93,960
	Total, Taluq ...	18,605	48,443	45,517	93,960
Tiruvalla	Towns
	Total, Rural area..	24,247	62,514	59,628	122,142
	Total, Taluq ...	24,247	62,514	59,628	122,142
Ambalappula...	Town, Alleppey..	4,505	11,286	11,482	22,768
	Total, Rural area..	14,215	35,628	36,354	71,977
	Total, Taluq ...	18,720	46,909	47,836	94,745
Sherttala	Towns
	Total, Rural area..	28,571	58,448	58,813	117,261
	Total, Taluq ...	28,571	58,448	58,813	117,261
Vykkam	Town, Vykkam...	1,493	4,113	3,656	7,769
	Total, Rural area..	16,086	36,834	36,025	72,859
	Total, Taluq ...	17,579	40,947	39,681	80,628
Ettumanur	Towns
	Total, Rural area..	15,580	41,536	39,287	80,823
	Total, Taluq ...	15,580	41,536	39,287	80,823

FORM B.

CENSUS OF INDIA, 1891—(Continued)

District (State of Travancore .

TALUQ.	Name of town, cantonment, &c., and total of rural areas.	Occupied houses.	PERSONS.		
			Males.	Females.	Total.
Kottayam	<i>Towns</i> ...	1,310	3,539	3,551	7,090
	<i>Total, Rural area..</i>	13,695	35,690	34,314	70,004
	<i>Total, Taluq</i> ...	15,005	39,229	37,865	77,094
Changana-cheri.	<i>Towns</i>
	<i>Total, Rural area..</i>	14,658	38,596	36,126	74,722
	<i>Total, Taluq</i> ...	14,658	38,596	36,126	74,722
Meenachal	<i>Towns</i>
	<i>Total, Rural area..</i>	11,420	30,830	29,146	59,976
	<i>Total, Taluq</i> ...	11,420	30,830	29,146	59,976
Muvattupula	<i>Towns</i>
	<i>Total, Rural area..</i>	20,387	51,595	51,414	103,009
	<i>Total, Taluq</i> ...	20,387	51,595	51,414	103,009
Todupula	<i>Towns</i>
	<i>Total, Rural area..</i>	5,025	12,786	12,416	25,202
	<i>Total, Taluq</i> ...	5,025	12,786	12,416	25,202
Kunnattunadu..	<i>Towns</i>
	<i>Total, Rural area..</i>	20,702	57,216	56,833	114,049
	<i>Total, Taluq</i> ...	20,702	57,216	56,833	114,049
Alangadu	<i>Towns</i>
	<i>Total, Rural area..</i>	13,183	35,944	35,014	70,958
	<i>Total, Taluq</i> ...	13,183	35,944	35,014	70,958
Paravoor	<i>Towns</i>
	<i>Total, Rural area..</i>	10,729	30,082	29,196	59,278
	<i>Total, Taluq</i> ...	10,729	30,082	29,196	59,278

FORM B.

CENSUS OF INDIA, 1891—(Concluded).

District (State of Travancore).

TALUQ.	Name of town, cantonment, &c., and total of rural areas.	Occupied houses.	PERSONS.		
			Males.	Females.	Total.
Cardamom Hills.	<i>Towns</i>
	Total, <i>Rural area</i> ..	1,754	6,714	4,699	11,413
	Total ...	1,754	6,714	4,699	11,413
Periyar and Thekkadi.	<i>Towns</i>
	Total, <i>Rural area</i> ..	658	2,669	729	3,398
	Total ...	658	2,669	729	3,398
Grand Total...	<i>Towns</i> ...	20,308	53,017	51,911	104,928
	<i>Rural tracts</i> ...	495,551	1,235,995	1,214,151	2,450,146
	Total ...	515,859	1,289,012	1,266,062	2,555,074

N.B. —The Cardamom Hills and the Periyar works were separately censused and not by the Taluq authorities; hence they are separately shown in the foregoing table.

20th April 1891.

(Signed) V. NAGAM AIYA,
Census Commissioner for Travancore.

B.—CASTE INDEX.

The following castes are included in the accompanying Index :—

Number.	CASTE, &C.	No. of recorded subdivisions.		Number.	CASTE, &C.	No. of recorded subdivisions.	
			Group.				Group.
1	Ainuttar	...	24	39	Gavarulu	...	2a
2	Aiyengar	...	5	40	Gollalu	...	26
3	Akkaradési	...	5	41	Gopāl	...	46
4	Alava	...	30	42	Gosains	...	6
5	Ambalakaran	...	1	43	Gouda Brahmin	...	5
6	Ambalavāsi	...	16	44	Guzaratti	...	54
7	Arabs	...	2	48			
8	Ariapattar	...	1	5	Heathens	...	55
9	Āsāri	...	5	20	Hindustani Brahmin	...	5
10	Āttidaya	...	26	47	Idaya	...	26
11	Bālāji	...	1	55	Idiyar	...	22a
12	Baliya	...	11	14	Īlavāniyan	...	14
13	Balukar	...	15	50	Īlavati	...	18
14	Baniya*	...	14	51	Īlayadu	...	5
15	Bengalese	...	54	52	Īluva	...	36
16	Bhattadiri	...	5	53	Iruler	...	4
17	Bhavarāsi	...	55				
18	Bhujār	...	55	54	Jain	...	54
19	Bhujavar	...	55	55	Jonaka	...	14
20	Brahmin	...	5	56	Jew	...	48
21	Canarese Brahmin	...	5	57	Kābūl	...	48
22	Chākkār	...	35a	58	Kadiyan	...	55
23	Chaluppan	...	35	59	Kāhār	...	35
24	Chānnān	...	11	36	Kākkālan	...	45
25	Chekkāla	...	3	27	Kallāsāri	...	3
26	Chembutatti	...	21	62	Kammalan	...	4
27	Chenmān	...	6	38	Kamsāla	...	17a
28	Chetti	...	28	14	Kāmvuvur	...	55
29	Chilambātti	...	55	65	Kanakkan	...	2c
30	Chinese	...	48	66	Kāngaya	...	26
31	Dāss	...	39	67	Kāniyān	...	1
32	Dhoby	...	24	68	Kannadasta	...	5
33	East Indian	...	51	69	Kannadiyan	...	54
34	Embrān	...	2	70	Kānnān	...	3
35	Eurasian	...	51	71	Karayalar	...	2a
36	European	...	10	72	Kartavu	...	1
				73	Kāsi Brahmin	...	5
				74	Kāttar	...	4
				75	Kattaran	...	2a
37	Fakkir	...	6	76	Kattilaya	...	4
38	Foreign Brahmin	...	5	77	Kattu Parisha	...	
					(Forest tribe)	...	4

* Belong partly to the Hindus and partly to the Jains.

Number.	CASTE, &c.	No. of recorded subdivisions.		Number.	CASTE, &c.	No. of recorded subdivisions.	
		Group.	Number.			Group.	Number.
78	Kāvadi	2	18	120	Mussalman	1	54
79	Kēsiar	5	121	121	Mustān		55
80	Khond	1	4	122	Mynāta		4
81	Kodayan		55				
82	Kodipāttan		2a	123	Nādipanikan		4
83	Koiltamburan		1	124	Nāgamom		55
84	Kollan	3	19	125	Nair	75	1
85	Kómaran		18	126	Nālikan		55
86	Konkanese	3	54	127	Nambiyān		5
87	Kóri		23	128	Nambudiri	3	5
88	Kosava	5	28	129	Naralavēlu		55
89	Krishnavagā		7	130	Native Christian	3	52
90	Kshatriya	7	1	131	Neriyān		55
91	Kshourakan	9	18	132	Nodiyān		55
92	Kúch		55	133	Nolayan	1	43
93	Kuluvan	1	47	134	Not stated†		55
94	Kuravar	7	2c				
95	Kuruni		2a	135	Ostta	2	18
96	Kutch	3	54	136	Ottan		41
97	Kúttādi		46	137	Ottiya		41
98	Kúttidaya		26				
				138	Padayāchi		2c
99	Labbai		14	139	Pallan		2c
100	Lóhar		19	140	Pānān	3	22
101	Lōti		2a	141	Pandala		1
				142	Pāni		55
102	Mahratta		1	143	Pania		4
103	Mahratta Brahmin	2	5	144	Pandi Sudra	8	2a
104	Malayala Brahmin		5	145	Panisivan		45a
105	Malayānkāran		55	146	Paravan	1	31
106	Malayarien	1	4	147	Pariah‡	9	2c
107	Malli		2a	148	Parsi		48
108	Manikār		15	149	Pashi		36
109	Maṅṅan	2	24	150	Pāssiavan		45
110	Marakkān*	2	35	151	Pathān		48
111	Mārān	12	18	152	Patnūl		23
112	Maravar	7	1	153	Pattōl		55
113	Mariya		4	154	Pilappalli		7
114	Méttan	1	14	155	Pōndan	3	35
115	Mudali	5	2a	156	Ponmany Gramom		5
116	Mudayar		22a	157	Poti	4	5
117	Muduvan		4	158	Pulaya	5	2c
118	Mughul		48	159	Pulluvan		10
119	Mukkuvan	5	35	160	Rajaput	1	1

* Partly Mussalman and partly Christian.

† To be found among the Hindus, Christians and those of no religion.

‡ Belong partly to the Hindu and partly to the Christian religions.

Number.	CASTE, &C.	No. of recorded subdivisions.		Number.	CASTE, &C.	No. of recorded subdivisions.	
		Group.	Group.			Group.	Group.
161	Rāju	...	1	185	Tátteđam	...	55
162	Ráwut	14	Telugu	...	54
				187	Telugu Brahmin	...	5
163	Sahabiti	...	55	188	Tirumulpáđ	...	1
164	Sále	...	5	23	Tiruvalládesi	...	5
165	Sámantakar	1	Tólar	...	55
166	Sangom Pandáram	...	10	45a	Trippunittoraidési	...	5
167	Sanniyási	6	Tulukkan	...	54
168	Sátáni	...	1	7			
169	Sheik	48	Uđaya	...	2c
170	Singálese	48	Ulláđan	...	2c
171	Surveriya	5	Unniyáđiri	...	1
172	Syed	48			
173	Syrian	...	5	52	Vađuka	...	13
				197	Vaisya	...	14
174	Tachan	...	1	20	Valamalu	...	2a
175	Tákur	8	Valluvan	...	1
176	Talavan	44	Vánian	...	3
177	Táli	55	Véđan	...	1
178	Tamil	54	Vélan	...	2
179	Tamil Brahmin	...	17	5	Vellálá	...	14
180	Tampāp	1	Vellödi	...	1
181	Tandán	...	3	36	Velutadan	...	6
182	Tangal	5	Vettáran	...	44
183	Taravan	18	Vettuvan	...	2c
184	Tattān	...	4	17	Vyravi	...	2
				208			6

LIST OF CASTE NAMES IN TRAVANCORE.

Serial No.	CASTE.	Serial No.	Subdivisions.	Numbers of important subdivisions.
1	Ainuttar.			
2	Aiyengar	...	1 Tengalay	309
			2 Vedagalay	289
3	Akkaradési.			
4	Alava	...	3 Uppalava.	
5	Ambalakáran.			
6	Ambalavasi	...	4 Adiyodi.	
			5 Aládi.	
			6 Brahmani.	
			7 Chákkiyár	63
			8 Daivampádi.	
			9 Kurukkal	812
			10 Mũthathu	516
			11 Nambidi.	
			12 Nambiyár	960
			13 Pattarunni	297
			14 Psharodi	345
			15 Pudevál.	
			16 Pushpakan	669
			17 Tiyattunni.	
			18 Unni	487
			19 Várriar	2,434
7	Ariapattar	...	20 Túthen.	
8	Asári	...	21 Kadasakkáran.	
			22 Malayala Asári	8,277
			23 Marapanikkan.	
			24 Pándi Asári	2,119
			25 Sudra Asári	300
9	Āttidaya.			
10	Bālaji	...	26 Gentu.	
11	Balija	...	27 Gazulu.	
			28 Golla Balija.	
			29 Horagzoa.	
			30 Kamma.	
			31 Kappu.	
			32 Kavarachetti.	
			33 Rawut.	
			34 Sabaria.	
			35 Sindhulu.	
			36 Vádu.	
			37 Yahaba.	
12	Balukar.			
13	Baniya.			
14	Bengalese.			
15	Bhattadiri.			
16	Bhavarasi.			
17	Bhujār.			

Serial No.	CASTE.	Serial No.	Subdivisions.	Numbers of important subdivisions.
18	Bhujavar.			
19	Brahmin.			
20	Canarese Brahmin.			
21	Chakkár.			
22	Chaluppan.			
23	Chánnán	... 38	Ilaya chánnán.	
		39	Kavaluda chánnán.	
		40	Kavara chànnán.	
		41	Kiriyattu channán	... 563
		42	Mútta chánnán.	
		43	Nádán	... 721
		44	Pēragathu chánnán.	
		45	Periyánattu chánnán.	
		46	Tiruppáppur chànnán	... 327
		47	Udayāda chánnán.	
		48	Valankaiuyarvu kondón.	
24	Chekkála	... 49	Attáchekkála.	
		50	Pulva.	
		51	Sudra chekkála.	
25	Chembutatti.			
26	Chemmán	... 52	Chakkiliyan	... 644
		53	Tugal chemmán.	
		54	Urakáran.	
		55	Vilkollan.	
		56	Vilkuruppu.	
		57	Villásán	... 622
27	Chetti	... 58	Beri chetti.	
		59	Chozbia.	
		60	Kala chetti	... 499
		61	Kalvānibha chetti.	
		62	Karnádattár.	
		63	Karuman chetti.	
		64	Kavara chetti	... 428
		65	Komatti.	
		66	Konaka chetti	... 402
		67	Kosa chetti.	
		68	Kudumi chetti	... 2,038
		69	Mahrashtra chetti.	
		70	Malayala chetti	... 1,063
		71	Mallika chetti.	
		72	Nánjanád chetti.	
		73	Náttukóttá chetti	... 304
		74	Núl chetti	... 466
		75	Pandi chetti.	
		76	Pattaria chetti.	
		77	Páttra chetti.	
		78	Sátriya.	
		79	Sripandára chetti	... 851
		80	Sudra chetti	... 1,051
		81	Tamil.	

Serial No.	CASTE.	Serial No.	Subdivisions.	Numbers of important subdivisions.
28	Chilambätti.	82	Telugu chetti.	1,647
29	Dass.	83	Tévángu chetti.	
30	Dhoby.	84	Vellala.	
31	Embrán	85	Vellala chetti	
32	Foreign Brahmin.	86	Murukunād.	
33	Gavarulu.	87	Tulunād.	
34	Gollalu	88	Allagollalu.	
35	Gopál.	89	Ládan.	
36	Gosains	90	Cawnporian.	
37	Gouda Brahmins	91	Kanoujjan.	
		92	Pancha gouda.	
		93	Rajaput.	
38	Guzaratti.			
39	Heathens.			
40	Hindustani Brahmin.			
41	Idaya	94	Ādimámunivar.	
		95	Angámmlaparisha.	
		96	Kónan.	
		97	Nambi Idaya.	
		98	Nandagopa.	
		99	Vadukidaya.	
		100	Vála Idaya.	
		101	Yádavan.	
		102	Yadavan Tengala.	
42	Idiyar.			
43	Ilavaniyan.			
44	Ilaváti.			
45	Ilayadu	103	Kovilitti.	578
		104	Nambiyádi	
		105	Onnámparisha.	
		106	Randámparisha.	
		107	Chérilom.	
46	Īluva	108	Chónigom.	10,241
		109	Chóvan	
		110	Múttilom.	
		111	Pándi Īluva	
		112	Panikkan.	
		113	Tiyan	
47	Iruler.			559
48	Kadiyan.			
49	Kábár.			
50	Kákkálan	114	Kákkán.	
51	Kallásári	115	Kallan.	
		116	Pandi Kallásári.	
		117	Silpásári.	

Serial No.	CASTE.	Serial No.	Subdivisions.	Numbers of important subdivisions.
52	Kammála	118	Kuruppu Kammála.	
		119	Pandi Kammála.	
		120	Pitcha Kannála.	
		121	Sudra Kammála.	
53	Kamsála.			
54	Kámuvar.			
55	Kanakkan.			
56	Kangaya.			
57	Kaniyán	122	Kanikuruppu.	
58	Kannadasta.			
59	Kannadiyan.			
60	Kannán	123	Musári	
		124	Pandi Kannán.	
		125	Sudra Kannán.	
61	Karayalar.			
62	Kartávu.			
63	Kási Brahmin.			
64	Káttar.			
65	Kattáran.			
66	Káttilaya.			
67	Káttuparisha (Forest tribe).			
68	Kavadi	126	Kiriyattu kávadi.	
		127	Pránópakari.	
69	Késiar.			
70	Khond	128	Khondan káppil.	
71	Kodayan.			
72	Kodipattan.			
73	Koiltamburan.			
74	Kollan	129	Panakáran.	
		130	Pándi kollan.	
		131	Sudra kollan.	
75	Kómaram.			5,010
76	Konkani	132	Kási.	
		133	Konkana Brahmin	
		134	Pattar.	
77	Kóri.			3,587
78	Kosava	135	Kulála.	
		136	Ódan.	
		137	Saliyaváhana.	
		138	Vélán	
		139	Viswa brahma	
79	Krishnanvaga.			
80	Kshatriya	140	Kásibát.	
		141	Kodam.	
		142	Koil Adhikari.	
		143	Kudumbi.	
		144	Nárai.	
		145	Rajavamsom.	
		146	Somavamsom.	
81	Kshourakan	147	Ambattan	427

Serial No.	CASTE.	Serial No.	Subdivisions.	Numbers of important subdivisions.
		148	Hajám.	
		149	Idanásvan.	
		150	Katti.	
		151	Kudimakan.	
		152	Návitén.	
		153	Pandi Kshourakan.	
		154	Pranópakári	...
		155	Vilakkitalavan.	1,410
82	Kúch.			
83	Kuluvan	...	156 Tottian.	
84	Kurava	...	157 Arikurava.	
			158 Kákkakurava	...
			159 Kundakurava.	236
			160 Malakurava.	
			161 Malayámkurava.	
			162 Nádikurava.	
			163 Nánjikurava.	
85	Kuruni.			
86	Küttádi.			
87	Küttidaya.			
88	Lóhar.			
89	Lóti.			
90	Mahratta.			
91	Mahratta Brahmin	...	164 Desasth.	
			165 Row.	
92	Malayala Brahmin.			
93	Malayánkáran.			
94	Malayarien	...	166 Arayan	...
95	Malli.			1,632
96	Manikár.			
97	Manuán	...	167 Alakkuvélan.	
			168 Padiyan	...
98	Márán	...	169 Karivelamárán.	900
			170 Kosamárán.	
			171 Kuruppu.	
			172 Mangalliyam	...
			173 Nambi kuruppu.	535
			174 Ochan	...
			175 Pandi Ochan.	231
			176 Pársaiya.	
			177 Pulkkapanikkan.	
			178 Sitikan	...
			179 Vádiyakkáran.	558
			180 Vádiyapanikkan.	
99	Marava	...	181 Cherutáliketti.	
			182 Kallen.	
			183 Kondaketti	...
			184 Kondayankáttan.	840
			185 Kottáli.	
			186 Tevan.	

Serial No.	CASTE.	Serial No.	Subdivisions.	Numbers of important Sub-divisions.
100	Mariya.	187	Vanniya Tēvan.	
101	Mudali	188	Kaikkalava	414
		189	Paradesa Mudali.	
		190	Tondamandalam.	
		191	Vadadesa Mudali.	
		192	Vellala Mudali.	
102	Mudayar.			
103	Muduvan.			
104	Mukkuvan	193	Chavalakkāran	1,785
		194	Kattikkāran.	
		195	Marakkan.	10,053
		196	Valakkarān.	
		197	Vālen	11,935
105	Mynāta.			
106	Nadipanikkan.			
107	Nagamom.			
108	Nair	198	Alanāttu Nair.	
		199	Chekkāla Nair	5,312
		200	Chérākuruppu.	
		201	Chérillattu Nair.	
		202	Ettuvidan.	
		203	Guru Nair.	
		204	Idashéri Nair	18,083
		205	Ilayidam.	
		206	Illattu Nair	256,527
		207	Kalarikuruppu.	
		208	Karichān Nair.	
		209	Karivélattu Nair	4,464
		210	Kiriyattu Nair	30,448
		211	Kochillattu Nair.	
		212	Kokkara Nair.	
		213	Kólattu Nair.	
		214	Kulappara Nair.	
		215	Kuruppu Nair.	
		216	Kykkara Kuruppu.	
		217	Kymmal.	
		218	Kyppalli Nair.	
		219	Mādambi.	
		220	Mala Nair.	
		221	Malayala Sudra.	
		222	Malayáttūr Nair.	
		223	Māmpalli vātti.	
		224	Manamangalattu Nair.	
		225	Mangalattu Nair.	
		226	Manigramom.	
		227	Maniillattunair.	
		228	Menone.	
		229	Nallūr Nair.	
		230	Nanduni Kuruppu.	

Serial No.	CASTE.	Serial No.	Subdivisions.	Numbers of important subdivisions.
		231	Nanduni Nair.	
		232	Nanduni panikkar.	
		233	Nedualiswarúpattu Nair.	
		234	Neduvila Nair.	
		235	Neduvilaswarúpattu Nair.	
		236	Otti Nair.	
		237	Padamangalam	... 3,632
		238	Pada Nair.	
		239	Pallichán Nair	... 2,432
		240	Panakkel Nair.	
		241	Pandári.	
		242	Pándiillom.	
		243	Panikkar.	
		244	Paravurswarúpattu Nair.	
		245	Parisapanikkar.	
		246	Pariyapádu Nair.	
		247	Pattáli Nair.	
		248	Pattukáppu Nair.	
		249	Pattu vídan.	
		250	Periyanáttillattu Nair.	
		251	Perungáli Nair.	
		252	Pérur Nair.	
		253	Páruswarupattu Nair.	
		254	Ponnarapanikkar.	
		255	Pulikka Nair	... 1,810
		256	Püppada Kuruppu.	
		257	Puttár Nair.	
		258	Sripadattuillom.	
		259	Sudra.	
		260	Swarupam	... 88,482
		261	Talippan Nair.	
		262	Tamilpádam	... 901
		263	Tunjattu Náir.	
		264	Unnittán.	
		265	Vadokattu Nair.	
		266	Valikka Nair.	
		267	Vandikkáran.	
		268	Vátti.	
		269	Veliyattu Nair.	
		270	Velùr Nair.	
		271	Venchanattuswarúpùm.	
		272	Vikkala Kuruppu.	
109	Nálikan.			
110	Nambiyán.			
111	Nambudiri.	... 273	Āddiyan.	
		274	Othu.	
		275	Yáthrakkali	... 163
112	Naralavélu.			
113	Neriyán.			
114	Nodiyan.			

Serial No.	CASTE.	Serial No.	Subdivisions.	Numbers of important subdivisions.
115	Nolayan	... 276	Arayan.	
116	Not stated.			
117	Ottan.			
118	Ottiya.			
119	Padayachi.			
120	Pallan.			
121	Pánán	277	Tayyápánán.	
		278	Tunnal.	
		279	Tüsi vellála.	
122	Pandala.			
123	Pándi Sudra	... 280	Dási	1
		281	Devadásan	52
		282	Devaradiyál	19
		283	Madamudalikurukkal.	
		284	Nánjanád Sudra	444
		285	Nattuvan	183
		286	Paradesa Sudra.	
124	Pania.			
125	Panisivan	... 287	Püsari.	
126	Paravan	... 288	Chunnambu paravan.	
127	Pariah	... 289	Chámбан.	
		290	Chandāla	674
		291	Kiriyattu pariah.	
		292	Kollā pariah.	
		293	Kolliyan.	
		294	Pándi pariah.	
		295	Perum pariah.	
		296	Thinda pariah.	
		297	Vempariah.	
128	Pashi.			
129	Passiavan.			
130	Pataul.			
131	Pattól.			
132	Pilappalli.			
133	Póndan	... 298	Bogi.	
		299	Pallichán.	
		300	Palli Sévugan.	
134	Ponmany Gramom.			
135	Pótti	... 301	Karnátaka.	
		302	Srivalli.	
		303	Tulunád.	
		304	Vellan.	
136	Pulaya	... 305	Kákkapulaya.	
		306	Kaluttanattu Kúttam.	
		307	Muttathi Kúttam	13,110
		308	Palli Kúttam	
		309	Pullen.	
137	Pulluvan.			
138	Rajaput	... 310	Singh.	
139	Raju	... 311	Konda Raju.	

Serial No.	CASTE.	Serial No.	Subdivisions.	Numbers of important subdivisions.
140	Sahabiti.			
141	Salé	312	Kaichaliyan.	
		313	Kaikkalava.	
		314	Kudumicháliyan	852
		315	Pattakacháliyan	1,047
		316	Pattárien.	
142	Samantakar.			
143	Sangompaudáram	317	Bhikshapandáram.	
		318	Chettipandáram.	
		319	Madapatipandáram.	
		320	Naickenpandáram.	
		321	Pallipandáram.	
		322	Pandáram	6,017
		323	Paradési.	
		324	Parppadakapandáram.	
		325	Táthanpandáram.	
		326	Vyravi pandáram.	
144	Sanniyási.			
145	Sátáni	327	Satani tengala.	
146	Singálese.			
147	Surveriya.			
148	Tachan	328	Kóltachan.	
149	Tákur.			
150	Talavan.			
151	Táli.			
152	Tamil.			
153	Tamil Brahmin.	329	Aiyer.	
		330	Ashtasahasrom	1,460
		331	Brahacharanom	3,345
		332	Chóládésom	527
		333	Dravida Brahmin	3,854
		334	Kolakkátan.	
		335	Margathu.	
		336	Mukküni	637
		337	Sankéthi	1,024
		338	Sozhia.	
		339	Talavukár.	
		340	Tannodathár.	
		341	Vadama	9,999
		342	Vajasanaiyer.	
		343	Vallaná.	
		344	Vatadésom.	
		345	Váttima.	
154	Tampán.			
155	Tandán	346	Ettáli.	
		347	Tandá Kuruppu.	
		348	Uráli	10,053
156	Taravan.			
157	Tattàn	349	Kiriyattu tattan.	
		350	Malayala tattan	2,970

Serial No.	CASTE.	Serial No.	Subdivisions.	Numbers of important subdivisions.
		351	Pándi tattan	...
		352	Sudra tattan.	3,475
158	Táttédam.			
159	Telugu.			
160	Telugu Brahmin	... 353	Karnakammalu.	
		354	Murianád.	
		355	Niyogi.	
		356	Vallaná.	
161	Tirumulpád.			
162	Tiruvalládesi.			
163	Tólar.			
164	Trippunittoraidési.			
165	Údaya.			
166	Ulládan.			
167	Unniyádiri.			
168	Vaduka	... 357	Kappu.	
		358	Katohi Naicken.	
		359	Kavara Naicken.	
		360	Kavara Naidu.	
		361	Kavundan.	
		362	Muttukáppu.	
		363	Naicken	... 176
		364	Naidu	... 1,421
		365	Pantakáppu.	
		366	Reddi	... 196
		367	Reddikáppu.	
		368	Telugukáppu.	
		369	Tottakkáran.	
169	Vaisya.			
170	Valamalu.			
171	Valluvan	... 370	Tiruvalluvan.	
172	Vanian	... 371	Múppan.	
		372	Pandi Vánian	... 1,034
		373	Sudra Vánian.	
173	Védan	... 374	Kána Védan.	
174	Vélan	... 375	Kánikkáran	... 180
		376	Malavélan	... 1,313
175	Vellála	... 377	Akampadi.	
		378	Asaivaka.	
		379	Choliya.	
		380	Karakkáttu vellála	... 323
		381	Karalár.	
		382	Kondakettu.	
		383	Kurukkapandáram.	
		384	Linga vellála.	
		385	Mámsom.	
		386	Nanjanád pillai.	
		387	Nanjanád vellála	... 9,505
		388	Pándi vellála	... 3,200
		389	Saiva vellála.	

Serial No.	CASTE.	Serial No.	Subdivisions.	Numbers of important subdivisions.
176	Vellódi.	390	Tondamán.	
177	Velutadan	...	391 Cháyakkáran	2,365
			392 Írankolli.	
			393 Kaludaivannán.	
			394 Rejakan.	
			395 Uvar.	
			396 Vannán	1,301
178	Vettáran.			
179	Vettuvan.			
180	Vyravi	...	397 Bhairági.	
			398 Yogiswaran.	
Christian.				
1	Chinese.			1
2	East Indian.			2,072
3	Eurasian.			532
4	European	...	1 American	5
			2 Anglo-Indian	4
			3 Dutch	1
			4 English	61
			5 French	1
			6 German	1
			7 Irish	4
			8 Portuguese	5
			9 Scotch	13
			10 Spanish	1
5	Marakkán	...	11 Margom	930
			12 Thuppoyee	259
6	Native Christian	...	13 Christian	3,730
			14 Hindu Bhriшту.	
			15 Portuguese	924
7	Syrian	...	16 Caloutta Syrian.	
			17 Moplah	5,196
			18 Nasrani	68,472
			19 Palayakūr	121,965
			20 Puthenkūr	40,790
Jain.				
Jew.				

Serial No.	CASTE.	Serial No.	Subdivisions.	Numbers of important subdivisions.
Mussalman.				
1	Arabs	...	1 Islam.	
2	Fakkir.		2 Rawut.	
3	Jonaka	...	3 Mappilla	...
4	Kábúl.		4 Chintikkár.	345
5	Kutch	...	5 Kutchi Seit.	
			6 Seit.	
6	Labbai.		7 Rawut.	
7	Mettan	...		
8	Mughal.		8 Mahomed	...
9	Mussalman	...		2,356
10	Mustan.		9 Kshourakan.	
11	Ostta	...	10 Ostta Kshouraken.	
12	Fáni.			
13	Pathán.			
14	Rawut.			
15	Sheik.			
16	Syed.			
17	Tangal.			
18	Tulukkan.			
Parsi.				



1. Towns	3. Ananta		Towns	6. Villak	
		74 Chetतिकōnam.			135 Anant hapadmanabhapuram.
		75 Madapellāmkōnam.			136 Tiruppadisārom Kilūr.
		76 Pannadīram Vilākam.			137 Cheemmanukūshabhēry.
		77 Sārnvali.			138 Vilāmkōttushēry.
		78 Iruvūpudār.			139 Thālak kudikēlichēry.
		79 Naimānthōppu.			140 Theemlākkūli.
		80 Veerakeralānpudūr.			141 Thālak kudimēlpamchēry.
		81 Anant hapuram.			142 Sēppadmanabhalloor.
		82 Brubhannakōnam.			143 Vēmbadhichēry.
		83 Kesavanpudūr.			144 Tirupadisārom.
		84 Chennabharānamapudūr.			145 Pulikāturilōppu.
		85 Alakiapāndīpuram.			146 Kundakal Vallākuli.
		86 Do.			147 Periapama.
		87 Mēlekkāra.			148 Vadivēsvarampavūthi thekku theru vīthi.
		88 Ettanadashēry.			149 East of the Old Road.
		89 Ettamada.			150 Iluvakkudithēryu.
		90 Madavilākam.			151 Vākayadi Vadakkuthēryu vīthi.
		91 Kaniyānpāra.			152 Do. Vāmyakkudi.
		92 Chenthiparashēry.			153 Do. do.
		93 Velavakkal Kadaniankuli.			154 Do. Iluvakkudi.
		94 Pudu kudiyiruppu.			155 Do. Veeramanichettiar thēryuvu.
		95 Ilamalakōnam.			156 Do. Mēla thēryu vīthi.
		96 Kōoramkulam.			157 Do. Mēttu thēryu.
		97 Kurathiyāra.			158 Do. Patnū Street North of the Public Road.
		98 Vadakkupēyōda.			159 Do. Patnū Street. West of the Old Road.
		99 Chemmanvila.			160 Do. do. do.
		100 Thekkupēyōda.			161 Ramaswamy kōil thēryuvu.
		101 Marukathala.			162 Do. both sides of the Old Road.
		102 Idakkōchi.			163 Do. Neerālī thēryuvu.
		103 Malampadēsam.			164 Do. Kilakke thēryuvu.
		104 Kaumanpudūr.			165 Vākayadi thēru kusa thēryuvu.
		105 Adichanpudūr.			166 Do. Vellāmkudi.
		106 Bālamārtāndanpudūr.			
			2. Agastiswaram.		
				7. Kotavpikkū.	

Number and Talug.	Number and Talug.	Name of Kara.	Number and Talug.	Name of Kara.	Number.	Name of Kara.
		Pattalanvila.		Vadiveswaram	230	Madatlu cherry.
		Élakaram grámom.		Do.	231	Kadayicherry.
		Lane North of the Vákaradi theru village.		Do.	232	Savayamkulamcherry.
		Chendadesavánthan kudiyiruppu.		Thattánvila.	233	
		Kilmaravanvila kudiyiruppu.		Nagercoil pakuthy thóppu	234	Vániyakkundi.
		Konampilkávilá kudiyiruppu.		Vadiveswaram pakuthy	235	Thamkadacherry.
		Western Imlappapuram kudiyiruppu.		Do	236	Mela Maravanvila.
		Eastern do.		Mela Vanaávilá.	237	
		Vadalávilá kudiyiruppu.		Nagercoil pakuthy	238	Ramen Puthú.
		Chavalattheruvu.		Vadiveswaram pakuthy	239	Návakkenvila.
		Kathikkarakkudi.		Do.	240	Keelavaippan vila kudiyiruppu.
		Vannákkudi.		Nagercoil Bungalow Ady.	241	
		Kottar Chettia theruvu.		Vadiveswaram pakuthy	242	Karuppu Kóttu-cherry.
		Idalákkudi near Anápalam.		Nagercoil pakuthy	243	Theyranpurhoor Ilaverkudiyiruppu.
		Chayakkárákudi.		Do.	244	Chavalakkárákudi
		Chalappá theruvu. do.		Do.	245	Potti Matam.
		Idalákkudi Pattani theruvu.		Do.	246	Idakkudi theruvu.
		Do. Puthu theruvu.		Vadiveswaram pakuthy	247	(Ootuvá Matam-cherry.
		Ilamkada theruvu.		Nagercoil	248	pakuthy Olukinacherry gramom.
		Patnū street South of the Public Road.		Do.	249	Kocheppilla Ur.
		Kachappara theruvu.		Do.	250	Keelprameppudur.
		Ilamkada.		Do.	251	Iromkudi.
		Vyalivila theruvu.		Do.	252	Mudaliar vilavattam.
		Perumalkulam theruvu.		Do	253	Therupathar Ur.
		Vyalivila kudiyiruppu.		Do.	254	Keelakkónam.
		Idalákkudi pattanikudi.				
		Vembadi theruvu.				
		Kammákkudi theruvu				
		Kykkala theruvu.				

—(Continued).

—(Continued).

—(Continued).

—(Continued).

Number and Talnq.	Number and Proverty.	Number.	Name of Kara.	Number and Talnq.	Number and Proverty.	Number.	Name of Kara.
		286	Tamarakulam			334	Agastiswaram pakuthy Nariyanvila
		287	Do.			335	kudiyiruppu.
		288	Do.				Kulasekharapu-
		289	Do.				ram pakuthy
		290	Tamarakulam.			336	Veppa Vilachery.
		291	Alakulamohery.			337	Mayilady.
		292	Kottayadi kudiyiruppu.			338	Avarivila.
		293	Tamarakulam pakuthy			339	Vanbauvila.
		294	chery.			340	Payilakulam.
		295	Chettyvila kudiyiruppu.			341	Pottayadi.
		296	Do.			342	Karambavila.
		297	Do.				Kaapat hapottha-
		298	Do.				chery.
		299	Do.			343	Coivila.
		300	Do.			344	Puthuvur.
		301	Do.			345	Chalaputhuvur
		302	Do.				Kandery
		303	Do.			346	do.
		304	Idayenvila.				Parachery.
		305	Chetty kudiyiruppu.			347	Kuruchy.
		306	Punnayadi.			348	Kulasekharapu-
			Kattuvila.				ram kara.
			Christope vattam Tamara-			349	Lakshmi kudi-
			kulam kudiyiruppu.			350	viruppu.
		307	Andyvila kudiyiruppu.				Lakshmakulam
		308	Do.				parachery.
		309	Chombakaramen puthen-			351	Kottaram.
		310	chura.			352	Malayenvila kudi-
			Mukilyan kudiyiruppu.				viruppu.
			Ichavila kudiyiruppu.				
			Vellayenvila kudiyiruppu.				
			Kumaraperumal kudiyiruppu				

—(Continued).

pidaka—(Continued).

—(Continued).

311	Do.	Torivila kudiyruppu.	Do.	Perama matom kudiyruppu.
312	Do.	Valakāren tope.	Do.	
313	Do.	Mutai huvaka kudiyruppu.	Do.	Kanniyakumārī pakutty Mahādānapuram.
314	Do.	Alantil.	Do.	Cape Comorin.
315	Do.	Kallarivilachen kudiyruppu.	Do.	Vāriyūr.
316	Kiamikāppuvila.		Do.	Alakappapuram.
317	Agastiswaram pakutty Taruvakam vattavila kudiyruppu.		Do.	Pottakulam.
318	Do.	Agastiswaramkaram.	Do.	Bhagavathipuram pallakudi.
319	Do.	Pandāra tope	Do.	Laksbhipuram.
320	Do.	kudiyruppu.	Do.	James Town.
321	Do.	Vadukampattu	Do.	Picha kudiyruppu.
322	Do.	kudiyruppu.	Do.	Bhagavathipuram.
323	Do.	Vilakkakulam.	Do.	
324	Do.	Ettukudilberuvila.	Do.	Chembakarama- puram.
325	Do.	Elusattuppartu	Do.	Sivānānapuram.
326	Do.	Josephvila kudi- yiruppu.	Do.	Mettn kudiyruppu.
327	Do.	Chetty kudi- yiruppu.	Do.	Alivila kudiyruppu.
328	Do.	Panthayadi kudi- yiruppu.	Do.	Alivila kudiyrup- pu alias Restakādu.
329	Do.	Ponnaravila kudi- yiruppu.	Do.	Kanakappapuram.
330	Do.	Paracheryvila	Do.	Kānmanan.
331	Do.	kudiyruppu.	Do.	Prāndaney
332	Do.	Agastiswaram.	Do.	Agastiswaram pakutty Avaniom kudiyruppu
333	Do.	Mādhakathvila	Do.	Kanniyakumārī pakutty Vāratokota.
334	Do.	kudiyruppu.	Do.	Mahārājapuram
335	Do.	Ramenpat hūr	Do.	Kunthaputturam.
336	Do.	kudiyruppu.	Do.	Punnakulam.
337	Do.	Kōmbavila	Do.	Vāriyūr Allom.
338	Do.	kudiyruppu.	Do.	Oruayavila.
339	Do.	kudiyruppu.	Do.	Kalluvila U.
340	Do.		Do.	
341	Do.		Do.	
342	Do.		Do.	
343	Do.		Do.	
344	Do.		Do.	
345	Do.		Do.	
346	Do.		Do.	
347	Do.		Do.	
348	Do.		Do.	
349	Do.		Do.	
350	Do.		Do.	
351	Do.		Do.	
352	Do.		Do.	
353	Do.		Do.	
354	Do.		Do.	
355	Do.		Do.	
356	Do.		Do.	
357	Do.		Do.	
358	Do.		Do.	
359	Do.		Do.	
360	Do.		Do.	
361	Do.		Do.	
362	Do.		Do.	
363	Do.		Do.	
364	Do.		Do.	
365	Do.		Do.	
366	Do.		Do.	
367	Do.		Do.	
368	Do.		Do.	
369	Do.		Do.	
370	Do.		Do.	
371	Do.		Do.	
372	Do.		Do.	
373	Do.		Do.	
374	Do.		Do.	
375	Do.		Do.	
376	Do.		Do.	
377	Do.		Do.	
378	Do.		Do.	
379	Do.		Do.	

8. Agastiswaram

2. Agastiswaram

8. Agastiswaram

2. Agastiswaram

Number and Taluq.	Number and Taluq.	Name of Kara.	Name of Kara.
380		Kamiyáakumári pakuthy Pálam road sherry.	Kalladivila.
381		Do. Leepuram Ur.	Pallathuramukhottu.
382		Agastiswaram pakuthy Achenkulam.	Ilanthavila.
383		Do. Kavakulam kudiyriruppu.	Nainaputhoor.
384		Do. Mani linamputhur.	Mala ánanjan kudiyriruppu.
385		Do. Terivila kudiyriruppu.	Vadakkutharyvila.
386		Do. Chenthayadi kudiyriruppu.	Puthalam Chennar kudiyriruppu.
387		Do. Periyavila.	Do. Alavar kudiyriruppu.
388		Do. Idayavila kudiyriruppu.	Panankottávilá.
389		Kamiyáakumári pakuthy Tekku Kundal.	Mañakudi thara.
390		Do. Chundaramambu Ur.	Kuroonjavanvila.
391		Do. Vadakkukundal Ur.	Ariya perumavila.
392		Do. Anjettuvila.	Tekkuthervvila.
393		Agastiswaram pakuthy Devakulam sherry.	Kaniyanvila.
394		Kilmana kudiyriruppu.	Kádetti uchéry.
395		Vellamkudi.	Palcoolamohery.
396		Chukkupara thérivila.	Madusádanapuram.
397		Parakka pakuthy Késavanputhúr.	Vandy kudiyriruppu.
398		Káttádit hattoo	Alisankádt.
399		Pulavila.	Oodayappan kudiyriruppu.
400		Kannambivila.	Mookilanvila.
401		Pannavila.	Pulloovila.
402		Méla puthúr.	Vyrvavila.
403		Kéela puthúr.	Mottayan kudiyriruppu.
404		Do. Váinakudi.	Chooñjanvila.
405		Ilandayadi thafin.	Parappavila.
			Vellálanvila.
			Perumkolam.
			Manikettipottanvila.

—(Continued).

—(Continued).

—(Continued).

405	Tekku Churanakudi Chānākādi.	470	Anaraswanipuram.
407	Chānākādi.	471	Pullayapuram.
408	Vellam oadivāla.	472	Kovilvāla.
409	Kadaka mutiyvāla.	473	Kaṇṇakulamcherry.
410	Īṇṇaṇṇōḍi kudiyruppu.	474	Paṭṭiṇṇa thura.
411	Nariyēnvāla.	475	Keelakāvāla.
412	Thikkilānvāla.	476	Mēlakāvāla.
413	Keelikkāḷchery.	477	Ramen puthuvūr.
414	Keeriyāla.	478	Arikāttuvāla.
415	Mankāvāla.	479	Chemban kara.
416	Periyakāttu thura.	480	Vallom kudiyruppu.
417	Kallaveṇṇānvāla.	481	Chinnamunjuvāla.
418	Dharmapuram Ūr.	482	Keelakrishnan puthūr.
419	Periyāvāla.	483	Mēlakrishnan puthūr.
420	Polykara thura.	484	Thannarakudi vāla.
421	Nadu theruvu.	485	Kottavāla.
422	Parakkay Nadu theruvu.	486	Vadaku churanakudi.
423	Vadaku theruvu.	487	Mokkan kādu.
424	Kannakulam Mēla theruvu.	488	Nankūranpilāvāla.
425	Mangamaṇṇavālan perum theruvu.	489	Paikinaattuvāla.
426	Tengumputhuvūr.		
427	Paṅkkan kudiyruppu.	490	Luchindram Akkara kara.
428	Mēla parachery.	491	Do. Kōḍiyil chēryy.
429	Keela parachery.	492	Do. Asvamom gramom.
430	Tekku theruvu.	493	Do. do. Ūr.
431	Kaṅ. ankulam keela theruvu.	494	Do. Kākka moor.
432	Ancha kudiyruppu.	495	Do. Kulothu chēryy.
433	Vaṭṭapallikal.	496	Iraviputhūr.
434	Oyavvāla.	497	Do. Vishnupuram gramom.
435	Chotṭavāla.	498	Thann malayān puthūr.
436	Paṇāvāla.	499	Chembōkaranan puthūr kudiyruppu.
437	Aṇṇṇalakudi vāla.	500	Kiṇṇṇaḍi parachery.
438	Pethaperumanal kudiyruppu.	501	Vorisadi parachery.
439	Sāmiyapuram.	502	Kuṇṇṇiḷal parachery.
440	Maṅṅakudi kudiyruppu.	503	Kudilāsēri.
9. Paṅkka		9. Paṅkkanpilaka	
2. Aṅṅṅiswaram		10. Sūchindrampilaka.	

530	Do.	Chetti theruvu.	583	Kulasekaram	puthūr pakuthy Avanam
531	Do.	Idakkudi.			kolam kudiyiruppu.
532	Do.	Vaniya theruvu.	584	Do.	Thandāngavakam Kōnam.
533	Do.	Kammānkudi.	585	Do.	Chadayamkulam chēry.
534	Do.	Kudiyiruppu Arivuṅṅa Chāmmā-kudi.	586	Do.	Poothu grāmam Vadakku chēry.
535	Do.	Kudiyiruppu.	587	Do.	Pallakudi.
536	Do.	Anju theruvu Kudumbasēri theruvu.	588	Do.	Poothu gramom Thekku chēry.
537	Do.	Kykkala theruvu, &c.	589	Do.	Kannan chēry pallakudi.
538	Do.	Thaḍiyapuram Rāmavarman Nāgercoil Thāmmālayen theruvu.	590	Do.	Sankaram Puthūr.
539	Do.	Vānchi Martandan theruvu, &c.	591	Do.	Kotlankulam chēry.
540	Do.	Gramom.	592	Do.	Kottavila kudiyiruppu.
541	Do.	Ur.	593	Do.	Kurandi Ilavakudi.
542	Do.	Chetty theruvu.	594	Do.	Chettiyakulam chēry.
543	Do.	Chayaktara theruvu, &c.	595	Do.	Māngulam chēry.
544	Do.	Paryathipuram.	596	Devakulam.	
545	Do.	Vāniyakudi, &c.	597	Kurandi parachēry.	
546	Do.	Chōlapuram.	598	Do.	Mānkulam.
547	Do.	Kunnavala chēry.	599	Do.	Thirukurandi chēry.
548	Do.	Kammānkudi.	600	Do.	Kulasekbara puthūr.
549	Do.	Attakulam chēry.	601	Do.	Attikulam chēry.
550	Do.	Vishnupuram chēry.	602	Do.	Pudu gramom Ilavakudi.
551	Do.	Puliyadi chēry.	603	Do.	do. Thekkūr.
552	Do.	Kaniyākulam Ilandavadi chēry, &c.	604	Do.	do. Vadakkūr.
553	Do.	Kadayavvila.	605	Do.	Kurandi.
554	Do.	Sāvākaren paramuvila.	606	Do.	Rāmapuram.
555	Do.	Kilavadi chēry and Chadaya-puram chēry.	607	Nallūr	pakuthy Lakshmpuram.
556	Do.	Irachakulam pakuthy Thekku putten chēry.	608	Do.	Marukāḷ Thala chēry.
557	Do.	Vechakulam chēry.	609	Do.	Alakanapuram.
			610	Do.	Kōnavila chēry.
			611	Do.	Nalloor.
			612	Do.	Attāmi Markulam chēry.
			613	Do.	Thiruvanchi nallūr.
			614	Do.	Attiyadi chēry.

12. Ther

2. Agastiswarum

11. Padappattu

2. Agastiswarum

Number and Taluq.	Number and Proverty.	Name of Kara.	Number and Taluq.	Number and Proverty.	Name of Kara.
2. Agastiswararam	(Continued).		17. Bramini	(Continued).	
615		Nallūr	671		Munnila.
616		Do. Periyakulam chéry.	672		do.
617		Do. Vallabharayan Kottuvila kudi-yiruppu.	673		do.
618		Do. Vanchimartanda nallūr.	674		do.
619		Do. Chundavilla kudiyiruppu.	675		do.
620		Do. Raman Adichen puthūr.	676		do.
621		Do. Kumarapuram tope kudiyiruppu.	677		do.
622		Do. Thér parachéry.	678		do.
623		Do. Panayadi chéry.	679		do.
			680		Katrimankodu.
			681		Kodupakuli.
624		First Munnila.	682		Murukankodu.
625		Second do.	683		Neyyūr Keela chéry.
626		Third do.	684		Manavila.
627		Fourth do.	685		Kokkodu.
628		Fifth do.	686		Irimbilakote muri.
629		Sixth do.	687		Do. Karumpava.
630		Seventh do.	688		Chathamkara pandakasála.
631		Eighth do.	689		Do. Thiramukhomi.
632		Ninth do.	690		Parakudi.
633		Tenth do.	691		Pattara.
			692		Do. Kilakkum kara.
			693		Do. Mēl kara.
			694		Do. Pulayanvila.
			695		Irumbili.
			696		Kariyara.
			697		Chatham kara pidaka.
			698		Colachel kada pidaka.
14. Thiruvimukodu.			18. Colachel.		
13. Kadupattanam.					
12. Therpidaku					
11. Karakkankuli.					
10. Puthūr.					
9. Thiruvithancode.					
8. Gramom.					
7. Pankara.					
6. Karakkankuli.					
5. Puthūr.					
4. Thiruvithancode.					
3. Gramom.					
2. Pankara.					

101

Number and Taluq.	Number and Poverty.	Name of Kara.	Number and Taluq.	Number and Poverty.	Name of Kara.
732		Alikkal Thura.		795	Iravipuram pidaka.
733		Palla tope Thura.		796	Vilavür pidaka.
734		Kanakuruchiyl Vellamödi.		797	Brahmapuram.
735		Do.		798	Tenkara.
736		Do.		799	Choliarkönäm.
737		Do.		800	Kollamvila.
738		Vadaku Kannakuruchi.		801	Kuttakara.
739		Puthu Matom Ur.		802	Sattamangalam.
740		Kannakurichi Puthür.		803	Kulma kara.
741		Do.		804	Kumarakovil.
742		Do.		805	Appattuvila.
743		Do.	22.	806	Chadayamangalam.
744		Do.			
745		Do.		807	Karunkal pidaka.
746		Do.		808	Pättramangalam.
747		Do.		809	Kappiara West.
748		Do.		810	Do. East.
749		Pillayarvila.		811	Kilakkey kulikot pidaka.
750		Chattuvan tope.		812	Maruthürkuruchi.
751		Pulluvila.		813	Mekkey kulikode.
752		Tharavila.		814	Kaviyallür.
753		Thammathu Könäm.		815	Pallyadi.
754		Erumbukadu.		816	Thittimelkönäm.
755		Mudamkanvila.			
756		Mävila.		817	Cherukol.
757		Ammacharvila.		818	Thamanür.
758		Villivila.		819	Tholichal.
759		Adaravila.		820	Ettuvakodu.
760		Vyávi kudiyáruppu.			

—(Continued).

—(Continued).

—(Continued).

8. Erumilai		4. Kalkulam	24.	821 Mekkin kara. 822 Kaanamur. 823 Kilakum kara. 824 Elicbel. 825 Attūr. 826 Kollōle. 827 Charūr. 828 Thumpōde. 829 Viyalur. 830 Kāmar. 831 Kodaiachimala. 832 Kaduvachanimala. 833 Verimāla. 834 Thiruvattār. 835 Thirumanthi kara. 836 Chēkkal. 837 Panayakode. 838 Vadakotkonam. 839 Kuruvikodu. 840 Perinkattu konam. 841 Vadapidaka thachamala. 842 Tripparappu.
20. Neendakara	761 Kidankaravila. 762 Puthu kudiyruppu. 763 Falavila. 764 Mantakādu. 765 Sūramkudi. 766 Vallivila. 767 Nāsuvaavila. 768 Chundappaivila. 769 Pettaperumāl kudiyruppu. 770 Kosaravila. 771 Pēchi vilakam. 772 Karinjān kōdu. 773 Parachēry. 774 Thoṭtiakōdu. 775 Peruvila. 776 Paambavila. 777 Veerāni. 778 Alūr. 779 Vembannoor. 780 Asārippallam. 781 Perinjavila. 782 Keelakorundi.	25. Thiruvattār.	843 Perinchakonam. 844 Pūvankode. 845 Kallankudi. 846 Mekkodn. 847 Mātharu pidaka. 848 Chemkodi East. 849 Do. South. 850 Do. North. 851 Muthalāru pidaka. 852 Attur konam. 853 Māvānkonam.	
8. Kalkulam.	783 Ūrakom pidaka. 784 Mudukulam pidaka. 785 Thakkala pidaka. 786 Kakkuruchi. 787 Keralapuram pidaka. 788 Chāvakodu. 789 Parakotru pidaka. 790 Muthalakurichi. 791 Kuttikāt pidaka. 792 Puliyurkuchi. 793 Maruvukōnam pidaka. 794 Mulachel pidaka.	26. Mekodu.	843 Perinchakonam. 844 Pūvankode. 845 Kallankudi. 846 Mekkodn. 847 Mātharu pidaka. 848 Chemkodi East. 849 Do. South. 850 Do. North. 851 Muthalāru pidaka. 852 Attur konam. 853 Māvānkonam.	
21. Kalkulam.		4. Kalkulam.	21. Kalkulam.	

5. Vilavai	36. Ka	<p>999 Mamuthuapara. 1000 Thalakkamala. 1001 Karumbattu. 1002 Mēvattivila. 1003 Perum mala. 1004 Pattakani. 1005 Manappalangi. 1006 Puthuvidu. 1007 Ambalvilagam. 1008 Perumbalut hut. 1009 Perunthottam. 1010 Mambalakara. 1011 Kavungal. 1012 Chittrampalanji. 1013 Pattakudi. 1014 Kōttarakōnam. 1015 Valuthur. 1016 Maruthathur. 1017 Vattappalangi Irumbil. 1018 Manjadithala. 1019 Valavilakom. 1020 Vadakode.</p>	6. Neyattankara.
	37. Neyattankara.		41. Kol
	38. Vilappil.	<p>1021 Chevullur. 1022 Karode. 1023 Kurishumuttom. 1024 Thuruttumula. 1025 Punnai laanom. 1026 Vilavurkal. 1027 Kalattil. 1028 Kamanakodu. 1029 Perumallur. 1030 Valiaveedu.</p>	42. Kulathur.
	43. Paruthala.		41. Kol

6. Neyattankara		7. Tiruvani	
1116	Amalakkáni.	1174	Mūhada.
1117	Kuruvikottakáni.	1175	Puthichakōnam.
1118	Muchiapparakáni.	1176	Thuruthumūla.
1119	Aracekalkáni.	1177	Mudavaram.
1120	Thommalakáni.	1178	Airupāra.
1121	Kuruvai manikáni.	1179	Alinera.
1122	Vellayilkáni.	1180	Vadakumbhāgam.
1123	Vilangumalakáni.	1181	Tekkumbhāgam.
1124	Mūnara.	1182	Uthiyaramūla.
1125	Ortasēkhara māngalam.	1183	Pāttavilakam.
1126	Māráyamattōm.	1184	Kari.
1127	Pilāmpalanji.	1185	Pillaveedu.
1128	Pūlanādu.	1186	Puliveedu.
1129	Kuttiyānikkād.	1187	Alappād.
1130	Chilampara.	1188	Pattom.
1131	Chulliyūr.	1189	Idavilakam.
1132		1190	Punnakunnam.
1133	Pāchalūr.	1191	Mundakkel.
1134	Kanikudittihala.	1192	Thachapalli.
1135	Venniūr.	1193	Kallūr
1136	Puthalam.	1194	Kottakakam.
1137	Muriyachōttam.	1195	Chala.
1138	Nāgashēri.	1196	Muttathura A Division.
1139	Kodithara.	1197	Do. B do.
1140	Vālatope.	1198	Anchāmtengu.
1141	Piravilakam.	1199	Viruthivilakam.
1142	Anthiyūr.	1200	Do. A Division.
1143	Tiruvallam.	1201	Do. B do.
1144	Koliyachōttam.	1202	Nadakkara A do.
1145	Vellāni.	1203	Do. B do.
1146	Thittavēli.	1204	Tekkōveedu.
1147	Tenkarathalakkēl.	1205	Ayikaraveedu.
1148	Nēmōn.	1206	Ilamthōttam.
44. Perumka		49. Vatti	
		50. Kalak-kittam.	
		51. Thonakknal.	
45. Kōttukāl.		52. Nellamōn.	

Number and Taling.	Number and Proverby.	Number.	Name of Kara.	Number and Taling.	Number and Proverby.	Number.	Name of Kara.
		1207	Cheriyamaunaru.			1264	Ámballór.
		1208	Valaŕiŕa.			1265	Thecpukal.
		1209	Páthiripalli.			1266	Máikkal.
		1210	Panayara.			1267	Véttinád.
		1211	Kinavoór.			1268	Kattiyáni.
		1212	Tekkéevedu.			1269	Kilakkum kara.
		1213	Chettivilakam.			1270	Tholútum kara.
		1214	Nodumpara.			1271	Maluvadi.
		1215	Kurungánúr.			1272	Tóppu kara.
		1216	Valluveedu.		59. Vembákkunnam.	1273	Idattara.
		1217	Madathuvilakam.			1274	Neduvéŕi.
		1218	Chenukara.			1275	Nedumpalli.
		1219	Vayalariam.			1276	Nellanád.
		1220	Méluŕiyathura.			1277	Máikkal.
		1221	Chembáttanthi.			1278	Vámanapuram.
		1222	Chenchéŕi.			1279	Ánakudi.
		1223	Álamkodu.			1280	Kúŕéŕi.
		1224	Mávamai halakónam.			1281	Mudakkal.
		1225	Srikáŕyam.		60. Vamana- puram.	1282	Kottukunnam.
		1226	Karpparai hala.			1283	Vétrampalli.
		1227	Parakkottukónam.			1284	Vadakkum kara.
		1228	Péŕúr.			1285	Tekkum kara.
		1229	Kubattúr.			1286	Arasaparambu.
		1230	Vayakkalam.			1287	Chellamkode.
		1231	Attuppara.			1288	Karppuram.
		1232	Kamu kara.		61. Noduman- kádu.	1289	Ánattu kara.
		1233	Ménamkulam.				

— (Continued).

— (Continued).

7. Tiruvandram		8. Nedumangadu	
1234	Cheruvakkal.	1290	Eliyavúr.
1235	Kunnathu.	1291	Punalal.
1236	Pedikadu.	1292	Vellanád.
1237	Tekkaivila.	1293	Kokkothamangalam.
1238	Pallihaveedu	1294	Valiyara.
1239	Andúrkónam.	1295	Chittuveedu.
1240	Vellir.	1296	Changail.
1241	Idathara.	1297	Puthukulam kara.
1242	Mannara.		
1243	Valiyaveedu.	1298	Kóttakkakam.
1244	Kadinamkulam.	1299	Kokkudi.
		1300	Mannúkk kara.
1245	Panthapilavu.	1301	Palayathieruvu.
1246	Chekkakónam.	1302	Kóttakkakam
1247	Karakulam.	1303	Do.
1248	Kalunád.	1304	Do.
1249	Nedumon.	1305	Do.
1250	Idachéri.		
1251	Tholuthuvilakam.	1306	Kadambanád.
1252	Ēnik kara.	1307	Kulakkannád.
1253	Irumpayil.	1308	Anákódu
1254	Kelatukal.	1309	Púnjánkóde.
1255	Veruvukkónam.	1310	Thóitampa kara.
		1311	Kóniyúr.
1256	Kollode.	1312	Veeranákávu.
1257	Mulavamkóde.		
1258	Etturuthi.	1313	Thokké Bhaagam.
1259	Kulan kara.	1314	Vadakké Bhaagam.
1260	Parachel.	1315	Navaikulam.
1261	Amachel.	1316	Karavarom.
		1317	Parakulam.
1262	Puthureedu.	1318	Vadakkéveedu.
1263	Nannattukavu.		
55. Ku		62. Ulamalakkal.	
56. Pallippurem.		63. Arnanád.	
57. Karakulam.		64. Perum-kulam.	
58. Kulal-tummel.		65. Navai-kulam.	

Number and Taluq.	Number and Proverby.	Number.	Name of Kara.	Number and Taluq.	Number and Proverby.	Number.	Name of Kara.					
66. Kadak-kavir.	Muthuvangal.	1319	Āyikundi.	9. Srayinkil—(Continued).	73. Srayinkil.	1374	Paliivilakam.					
		1320	Pālakkal.			1375	Pālavila.					
		1321	Āyikaravilakam.			1376	Puttūr.					
		1322	Kovilalīkām.			1377	Polunilalīkōnam.					
	67. Edak-kode.	Mudakkal.	1323			Panayara.	1378	Kōlachanalīkām.	1379	Koikkaveedu.		
			1324			Kōnāttu.	1380	Chelembi.	1381	Vayaluveedu.		
			1325			Cheeruvāli.	1382	Madapponn.	1383	Panachavilakam.		
			1326			Perukōnam.	1384	Vettūr.	1385	Cheemmaruthi.		
			68. Attinkal.			Mēvarkala.	1327	Valūr.	1386	Āyirūr.	1387	Ōdetti.
							1328	Kottiyōdu.	1388	Vemkulam.	1389	Kurakkanni.
							1329	Chirrayil.	1390	Idava.	1391	Ilakamon.
							1330	Idavakondolivu.	1392	Panayara.	1393	Warkkala.
							1331	Kandoliyumulla.	1394	Pallikkal.	1395	Kilakkemila.
1332	Thōttavāram.	1396		Pyyedy.	1397		Naduvathēla.					
69. Attinkal.	Kodumon.	1333	Kodumon.	1398	Pilāvarakōnam.	1399	Kilpērūr.					
		1334	Kulimonvilagam.									
		1335	Matam.									
		1336	Idanattam.									
		1337	Kuruchi.									
		1338										
		1339										
		1340										
		1341										
		1342										

9. Sira	69. Kili-mandir.	1343 Palayakunnumel. 1344 Chuttayil. 1345 Velikad. 1346 Kulively.	75.	1400 Madaven mulla. 1401 Vellallur.
	70. Kuthhallur.	1347 Adiyikkalam. 1348 Chirambayil. 1349 Kulattirahikom. 1350 Kytharaveedu. 1351 Mulluvila. 1352 Parambil. 1353 Puvenvilakam. 1354 Ilavilakam. 1355 Kodumon. 1356 Kadayara. 1357 Kurusikode.	76. Veliyam.	1402 Kilakké kara. 1403 Padinjéré kara. 1404 Nelliparambu. 1405 Kannannur. 1406 Oyur. 1407 Kāvila. 1408 Kottara. 1409 Cheppara. 1410 Mutara. 1411 Vyyakode. 1412 Málaiyil. 1413 Mylodu. 1414 Odanávuttam. 1415 Nodumon 1416 Maruthamoppalli. 1417 Puyappalli. 1418 Kólikodu. 1419 Kudavuttur. 1420 Chenkulam. 1421 Kattayil.
	71. Manambur.	1358 Kannam kara. 1359 Onampalli. 1360 Cheruvuvur. 1361 Ilanjimónkōnam. 1362 Mullaramkōde. 1363 Ottur. 1364 Mudiyakode. 1365 Tencharikonam.		1422 Hammattur. 1423 Cheriya Velmallur. 1424 Páranikode. 1425 Arakannur. 1426 Nellikunnam. 1427 Mecyána. 1428 Marankáttukōnam. 1429 Chokkúr. 1430 Venkúr. 1431 Kála Vayalu.
	72. Nagarur.	1366 Kottakkel. 1367 Koduvallannur. 1368 Pulimáttu. 1369 Pulla. 1370 Nagarur. 1371 Karode.	77. Ummannur.	
	72. Kallinjal.	1372 Kallinjal. 1373 Káruvilakam.		

10. Kottarakkara.

1458	Kōtorattāla.	10. Kottarakkara	83. Vettikka	1516	Mannātmuri.
1459	Ānakōttumuri.			1517	Uṭṭavāttumuri.
1460	Tēvalapurattu pādinjara.			1518	Nādukkaṁmuri.
1461	Do. kīlakku.			1519	Iraṁmūmuri.
1462	Santūr.			1520	Panavēy.
1463	Tekkumpuram.			1521	Ayippelūr.
1464	Kulikkēl Idavakōyil Kavikkēl.			1522	Irandar.
1465	Do. Tālattn.			1523	Theṭṭiyodu.
1466	Do. Tekkumchēri.			1524	Mēṭṭila West.
1467	Do. Cherumangadu.			1525	Do. East.
				1526	Villūr.
1468	Kadakkēlmuri.			1527	Cheṅgamaṇādu.
1469	Mūthayilmuri.			1528	Cheṭṭadi.
1470	Kuṁṁimuri.			1529	Chekkumparakkel.
1471	Cheru karamuri.			1530	Talachiṅga.
1472	Chittūrmuri.				
1473	Ippalbanur.				
1474	Mangattumuri.				
1475	Tachakōṇam.				
1476	Idatara.				
1477	Mut hiraṁmuri.				
1478	Madatharakani.				
1479	Tiruppilālikom.	11. Pattampuram.	84. Anchal.	1531	Deveni hotattumuri.
1480	Pillakode.			1532	Theṁṁēlmuri.
1481	Elukōne.			1533	Vaiyālamuri.
1482	Kythakode.			1534	Mel hiraṁparamuri.
1483	Kanjirakode.			1535	Parattakatmuri.
1484	Puthushērikōṇam.			1536	Trikoikkēlmuri.
1485	Maranātmuri.			1537	Tuppalmuri.
1486	Idavattom.			1538	Yerattumuri.
1487	Iṁbhanakadu.			1539	Pulṁṁkottumuri.
1488	Kariprathalavukōṇam.			1540	Maruk kōṁkōmuri.
1489	Idakottumuri.			1541	Tumbōttumuri.
1490	Maḍalṭōttu kara.			1542	Vayakkalmuri.
				1543	Vadamomuri.
				1544	Agastiyakottumuri.
				1545	Ayilammuri.
				1546	Peringaloomuri.
				1547	Panayancherimuri.

1575	Manchallūr.	1630	Mēlavūr.
1576	Pāhirikkal.	1631	Kālam kara.
1577	Karimbhallūr.	1632	Tavana kara.
1578	Punnala.	1633	Pōlām kudiyiruppu.
1579	Nadukkunna.	1634	Lala kudiyiruppu.
1580	Mylam.	1635	Mukkada kurichi mala.
1581	Pulamon.	1636	Kannimā kovil mala.
1582	Thamarakkudi	1637	Teertha kara mala.
1583	Kalayapuram.	1638	Varaday yangramom.
1584	Anthamon.	1639	Klānaksādu.
1585	Inchakāt Thālatu.	1640	Mārañdupuram.
1586	Pallikkal.	1641	Lāndappacheri.
1587	Do. East.	1642	Chember paracheri.
1588	Do. Perumkulattu.	1643	Vayakattu paracheri.
1589	Inchakāt Ērettū.	1644	Mēlavūr.
1590	Kōttarattala East	1645	Kilavūr.
1591	Do. West.	1646	Mattuchinnānpalasa.
1592	Karavālmūri.	1647	Vintallūr.
1593	Punalūmūri.	1648	Muttammāpuram.
1594	Venchēmbu.	1649	Lakshimpuram.
1595	Māttara.	1650	Panavili.
1596	Vilakkudimūri.	1651	Aykkudi.
1597	Kuttikōttumūri.	1652	Kāmākshipuram.
1598	Avaneeswaram.	1653	Tirumalayāpuram.
1599	Vadakkum kara.	1654	Puthu kudiyiruppu.
1600	Elambanmūri.	1655	Balasabrahmaniypuram.
1601	Kariyaramūri.	1656	Anantapuram.
1602	Arappunnamūri.	1657	Kōthavarmmapuram.
1603	Vadakōttumūri.	1658	Sivansherirayer thōttam.
1604	Kurāmūri.	1659	Valukkappāra thōttam.
1605	Gnarakattumūri.	1660	Panomkykāni thōttam.
85. Pattanam		92. Kas	
86. Mylam.		93. Klānkad.	
87. Vilakkudi.		94. Shāmbūr- vadhakara.	
88. Thav- lavūr.		95. Ayikkudi.	
		96. Siva- nallūr.	

12. Shen

11. Pattanampuram

Number and Taluq.	Number and Property.	Name of Kara.	Number and Taluq.	Name of Kara.	Number and Property.
1661		Pnniamuttu thōttam.	1720	Mullu vila.	
1662		Mādamuthu thōttam.	1721	Tekkumbhagam.	
1663		Achenpathūr.	1722	Umaṣamullur Desam Āyiroṃ Tengu.	
1664		Sivanallūr.	1723	Do. Naduvilay kara.	
1665		Pārvat hipuram.	1724	Do. Vālatteuṅṅil.	
1666		Mék kara.	1725	Do. Tekkum kara shēri.	
1667		Sadāsivapuram.	1726	Mayvanādu shēri.	
1668		Tiruvāyapuram.	1727	Panthrendumuri.	
1669		Kōtia theruvu.	1728	Masakkādu.	
1670		Puliyara.	1729	Vadakkumkara East.	
1671		Myḷappapuram.	1730	Keelavūr.	
1672		Iraivapuram.	1731	Pāvakōnattu.	
1673		Kṣavapuram.	1732	Pereyattu.	
1674		Tirumalayapuram.	1733	Punthalathālatṭu.	
1675		Korangannādu.	1734	Kannōly.	
1676		Puthuvūr.	1735	Thattārkonam.	
1677		Thekkumēttubhagavat hipuram.	1736	Naduvile kara.	
1678		Āriyenkāvu.	1737	Chembāppūr.	
1679		Arakka parachēri.	1738	Thirikkovilvattom.	
1680		Āriyenkavumala.	1739	Cheriya Yēla.	
1681		Nedumpavumala.	1740	Chérikonam.	
1682		Kaludayuruttimala.	1741	Vadakkamyḷakādu.	
1683		Ānachāvidi.	1742	Vettilythālatṭu.	
1684		Eanasikkimāla.	1743	Kurumannara.	
1685		Āriyikkaramāla.	1744	Thaluttāla.	
1686		Vadakkumudukkupattū.	1745	Kayyōlakkel.	
1687		Thēnpāra.	1746	Umaṣanallūr Desam thālatṭu.	
			1747	Vadakkumbhagattu.	
			1748	Vadakkumkara West.	

Kotta—(Continued).

puram—(Continued).

—(Continued).

12. Shen	97. Pully	<p>1688 Pandiyampärakadavumala. 1689 Ariyenkävukötravásal. 1690 Melavarkónam. 1691 Kilavarkónam. 1692 Munkithondu. 1693 Punnañala. 1694 Manayikulam kara. 1695 Tiruvallavärattu. 1696 Thévalli. 1697 Olavil. 1698 Körtakakom. 1699 Vadakkumbhagam. 1700 Kuriyippula. 1701 Meenattu. 1702 Saktirikulan kara. 1703 Ásrámattu shéri. 1704 Uliyakóñil shéri. 1705 Andamukkam shéri. 1706 Kanniméi shéri. 1707 Kykuvangara shéri. 1708 Valia kadia shéri. 1709 Pallihóttattu shéri.</p>	99. Travur.	<p>1749 Udayamārtandapuram. 1750 Arumallur Tekké vila. 1751 Amirihakulamigara. 1752 Kadakattu Tekké vila. 1753 Varinjattu shéri. 1754 Nadakkal shéri. 1755 Kilakkenéla. 1756 Kadambakát shéri. 1757 Velavarkónattu shéri. 1758 Kottam kara. 1759 Mémanakónam. 1760 Karumbalúr kónam. 1761 Vélamánúr 1762 Chirakkarakulattúr kónam. 1763 Ilakkulam Tálattu. 1764 Chirakara Idavattattu. 1765 Tekkumbhágom. 1766 Kottappirom. 1767 Kúnayil shéri. 1768 Kurumanda shéri. 1769 Púthakkulam. 1770 Nelletti shéri. 1771 Kalakkódn. 1772 Chirakara Tálattu. 1773 Kongál. 1774 Polikkara. 1775 Chattanúr mámpallikunnom. 1776 Uliyanáttu shéri. 1777 Chattanúr Tálattu shéri. 1778 Do. Erátin shéri. 1779 Koippáttu shéri. 1780 Edanáttu shéri. 1781 Meenattu.</p>
13. Quilon.	98. Kollam.	<p>1710 Pattabánattu. 1711 Ayattil. 1712 Manulivilappirom. 1713 Puthuchira. 1714 Myleppur. 1715 Pálatara. 1716 Vadakkai vila. 1717 Kappuram. 1718 Pnakkal. 1719 Thattamala.</p>	100. Patravur.	

13. Quilon	102. Perri		14. Kum	106. Kum	1869	Do.	Kilakku Kalaikku padinjávé- muri. Kilakkunmukhommuri. Naduviláy. Mémannádi. Kálaikku kilakku. Thottat hili.
1810	Pérájom.						
1811	Chirumuttíl shéri.				1870	Do.	
1812	Chemmakátu shéri				1871	Do.	
1813	Kuliyattu shéri.				1872	Do.	
1814	Gúrákkal.				1873	Do.	
1815	Chónam Chira.				1874	Do.	
1816	Kurippila shéri.				1875	Do.	
1817	Panáyattu shéri.				1876	Do.	
1818	Mánpali shéri.				1877	Do.	
1819	Cháttamákullattu shéri.				1878	Do.	
1820	Kandara shéri.				1879	Do.	
1821	Inchavila.				1880	Do.	
1822	Kadavür.				1881	Do.	
1823	Mathilil shéri.				1882	Do.	
1824	Palayattumuri.				1883	Do.	
1825	Kóttavilamuri.				1884	Do.	
1826	Munrothurthi.				1885	Do.	
1827	Uppukóttumuri.				1886	Do.	
1828	Kokkelmauri.				1887	Do.	
1829	Maravūmuri.				1888	Do.	
1830	Tekkaimuri.				1889	Do.	
1831	Thálatumuri.				1890	Do.	
1832	Adichanallūr.				1891	Do.	
1833	Kundumon.				1892	Do.	
1834	Yelavu shéri.				1893	Do.	
1835	Puliyala shéri.				1894	Do.	
1836	Mieyyannūr shéri.				1895	Do.	
1837	Kunmallur shéri.				1896	Do.	
1838	Pallimon shéri.				1897	Do.	
1839	Kythakkul shéri.				1898	Do.	
1840	Nallilá shéri.				1899	Do.	
1841	Muttukávil.						
1842	Thalattala.						
	104. Adichanallūr.						
	108. Kilakkékal-hala.						
	108. Súráníd.						
	107. Péráyal.						

Number and Taluq.	Number and Proverty.	Number.	Name of Kara.	Number and Taluq.	Number and Proverty.	Number.	Name of Kara.
	108, Sätrnåd— (Continued).	1900 1901 1902 1903 1904 1905 1906 1907 1908	Idappanayara. Kidangyon Nadvil Do. Kannimél. Thåleerådi. Iravichira East. Do. West. Do. Nadvil. Påndrendumuri. Kypalli.			1960 1961 1962 1963 1964 1965 1966 1967 1968 1969 1970 1971 1972 1973 1974 1975	Kúdåli. Kålangûr. Kunnida. Kurumpa kara. Mårûr. Påt han kara. Ilamannûr. Parampil. Mangattu. Nedumonnur. Ilamangulam. Arukålikkel West. Elamkulam. Enåttu. Kadika. Arukålikkel East.
		1909 1910 1911 1912 1913 1914 1915 1916 1917 1918 1919 1920 1921 1922 1923 1924 1925	Pallikkal. Thottuvåmuri. Kytakkal. Cherukunom. Thengamathumuri. Panpalli. Palakulartinal. Do. East. Meloottumuri. Peringanamundappalli. Do. Thekkumuri. Põttidimuri. Cherupuncha. Kunnaturkaramuri. Malamékaramuri. Amant hakaramuri. Karuvattamuri.	14. Kunnattûr— (Continued).	113. Endimangalam.	1876 1877 1878 1879 1880 1881 1882 1883 1884 1885 1886	Krishnapuram. Payanakatnkaramamuri. Kõttampalli. Gnakkanamuri. Kåppi kilakkumuri. Do. Mékkumuri. Mémamanuri. Matattikaramma. Pulikkanakku. Cheråvalli. Chokkaduvumuri.
				8appalli.	114. Krishnapuram.		

—(Continued).

14. Kunnattu		15. Karuna	
1923	Munnalamhuri.	1987	Pirayattu Vadakku.
1927	Komamonkaramuri.	1988	Vayikuli.
1928	Kannakottumuri.	1989	Changenkulagara.
1929	Parakkotti.	1990	Puthuppallihokku.
1930	Pannipila.	1991	Klappana.
1931	Ayvaakokkel.	1992	Puthuppalli Vadakkukochumuri.
1932	Vellakulangaramuri.	1993	Do. Govindamuttom.
1933	Kottanallur.	1994	Do. Tekkukochumuri.
1934	Chattannurpila.	1995	Vara vila.
1935	Puthucherybhagam.	1996	Pirayattu Tekku.
1936	Vayala.	1997	Srayikatthu Thura.
1937	Yeratlu.	1998	Puthuppalli North.
1938	Chirakkodu.	1999	Alikkal Thura.
1939	Thuvayur North.	2000	Valiya Kulagara.
1940	Vaalkodu.	2001	Mamukil Naduvattu sheri.
1941	Valamuttom.	2002	Malibhagamuri.
1942	Kozhayattu.	2003	Neendakaramuri.
1943	Pizamadom.	2004	Mamukil Tekkumbhagam.
1944	Madur.	2005	Do. Vadakkumbhagam.
1945	Valomchali.	2006	Putukkattumuri.
1946	Malamgur.	2007	Kulangarabhagam.
1947	Vettur.	2008	Madappallimuri.
1948	Mannombhagam.	2009	Mukundapuram.
1949	Ilakollur.	2010	Kottakkakom.
1950	Kdamukku.	2011	Cherusheribhagam
1951	Kyppattur.	2012	Chavaramuri.
1952	Nariyammuri.	2013	Pattathanam.
1953	Vayala Vadakké kara.	2014	Koithottattu Thura.
1954	Channanapalli.	2015	PandáráthuruThu.
1955	Angálikkel South.	2016	Karithura.
1956	Do. North.	2017	VellanáthuruThu Thura.
1957	Idathittu.	2018	Putten Sankéam.
1958	Aykkádu.	2019	Koyi vila.
1959	Kodumon.		
110. Adur.		115. Puthuppalli.	
111. Valhikodu.		116. Chavara.	
112. Kodu- mon.			

Number and Taluq.	Number and Poverty.	Number.	Name of Kara.	Number and Taluq.	Number and Poverty.	Number.	Name of Kara.
2020		2020	Mottakkel.			2078	Kolikotta Kilakkummuri.
2021		2021	Palakkal.			2079	Pilgama Pallimuri.
2022		2022	Padinjathum kara.			2080	Erikaya kara.
2023		2023	Kovur.			2081	Thamalarakkil North.
2024		2024	Arumallur.			2082	Pothappalli South.
2025		2025	Naduville kara.			2083	Thamalarakkil South.
2026		2026	Kadappara.			2084	Pothappalli North.
2027		2027	Tekken mynagappalli.			2085	Karuvatta South.
2028		2028	Northern do.			2086	Kuruvatta North.
2029	117. Tevalakkara.	2029	Vengal.			2087	Thulanparampu Thekkummuri.
2030		2030	Vayalottumuri.			2088	Anadimuri.
2031		2031	Manayilmuri.			2089	Ayapparampu.
2032		2032	Mekummuri.			2090	Chierolana Thekkummuri.
2033		2033	Kilakkumuri.			2091	Do. Vadakkummuri.
2034		2034	Kodikkamuri.			2092	Tulanparampu Naduvathumuri.
2035		2035	Paliyattumuri.			2093	Do. Vadakkummuri.
2036		2036	Kodattumuri.			2094	Padinjaray kara.
2037		2037	Mekattumuri.			2095	Eruvavil.
2038	118. Pannama.	2038	Pannanamuri.			2096	Kayenkulam.
2039		2039	Chittumuri.			2097	Thodupparamuri.
2040		2040	Tekummuri Padinjatum kara.			2098	Kilakkummuri.
2041		2041	Pavunparamuri.			2099	Evur Tekke kara.
2042		2042	Todiyilumnila.			2100	Kalāk kara.
2043		2043	Manappalli Vadakkumuri.			2101	Pathiyur.
2044		2044	Do. Tekkumuri.			2102	Eruva.
2045		2045	Puliyaravandi Vadakkumuri.				
2046	119.	2046	Pengaramuri.				

(Continued).

15. Karunagarapalli:	<p>2047 Thekkumuri Kilakku. 2048 Pullivuvanchi Thekkumuri. 2049 Kaduttumuri. 2050 Kallēthilagam. 2051 Vadakkumuri Kilakku. Do. Padijattu. 2052 Mulangodimuri. 2053</p> <p>2054 Ānthinātu Vadakkumuri Kilakku. Do. Thekkumuri Kilakku. 2056 Do. Vadakku Kōttakkupuram. 2057 Do. Nielikkulam. Do. Thekkumuri. 2058 Kurungom Palli. 2059 Ānthinātu Vadakkumuri Mékku. 2060 Páyel Kadavuthura. 2061 Kadathūr. 2062</p> <p>2063 Anlappātu Thura. 2064 Punnakulam. 2065 Kñlithura. 2066 Ānthinātu Vadakkumuri Mékku Kōttakkupuram.</p>	119. Tha	<p>2103 Kádāshēri Munnila. 2104 Mangalam Thura. 2105 Kallikkattu Thura. 2106 Valai adikkal Thura. 2107 Tarayil Kadavu Thura. 2108 Perumpalli Thura. 2109 Rāmashēri Thura. 2110 Padachal Thura. 2111 Nollēnikkal Thura. 2112 Cheruvarattalil Munnila. 2113 Tekkumariyil Vārapalli Munnila. 2114 Arattupoola. 2115 Chēppētta a Kamimēl. 2116 Tekkumuriyil Vālapalli Munnila. 2117 Māyampurakkal Munnila.</p>
120. Kulasekharapuram.		125. Muthukulam.	<p>2118 Kánjoor Chēppād. 2119 Malamēl Kōttumuri. 2120 Kanjoorumuri. 2121 Naugayār-kulam kara. 2122 Palayā Karanamamuri. 2123 Valliakūlmuri. 2124 Mattathumuri. 2125 Parimannathumuri. 2126 Kilakkumuri. 2127 Evoor Vadakkupadiinjāttumuri. 2128 Do. Vadakku Kilakkumuri. 2129 Kanichanalloorumuri.</p>
121. Karunagarapalli.	<p>2067 Kolikottu Mékkumuri. 2068 Marut lookulamkara Vadakkumuri. 2069 Do. Cheryalikkatura. 2070 Alappāttu unimpurakkamuri. 2071 Pulipramuri. 2072 Padinayal s-lamkara Vadakkumuri. 2073 Alappāttumuri. 2074 Ayanu Vēlikulamkara Kesavapuram. 2075 Do. Thekkumuri. 2076 Do. Vadakkumuri. 2077 Padanayarkulamkara Thekkumuri.</p>	127. Pallippād.	<p>2130 Pallipātu Vettuvanni. 2131 Vadakkekara Kilakku. 2132 Pulliam pādom. 2133 Neendoor. 2134 Valutanam. 2135 Naugayār Kulankaramuri.</p>

16. Karttup

Number and Taluq.	Name of Kara.	Number and Taluq.	Name of Kara.
2136	Tekummuri.	2194	Tāmamakulam East.
2137	Kōttakkakommuri.	2195	Vēlīkkannom.
2138	Nadvattammuri.	2196	Vēdarvīla.
2139	Marangattu Vilamuri.	2197	Iṭṭuppakulam kara.
2140	Tekkēkara Kilakku.	2198	Kāraṇna.
2141	Kandalloor North.	2199	Kaduvinal.
2142	Do. South.	2200	Kannamakūli.
2143	Putiavīla Vadakkumuri.	2201	Kaduvunkal.
2144	Rāmapurammuri.	2202	Padinjāru.
2145	Chēruvallibhāgom.	2203	Mēenathu.
2146	Tekummuri.	2204	Manjādītara.
2147	Malamēlibhāgomuri.	2205	Kāraṇna.
2148	Karuvattumkulmuri.	2206	Vēttikkodu.
2149	Kannampalibhāgomuri.	2207	Karimulakal.
2150	Putia Vila South.	2208	Rhaarakkavu South.
2151	Kilakkēkara Tekku.	2209	Chinnakkam Naduvil.
2152	Pachiyām kara.	2210	Pallikkal Naduvil.
2153	Pallippādu.	2211	Pāntikkulam.
2154	Vallamamuri.	2212	Bhaarakkavu North.
2155	Vānūr.	2213	Kattanam.
2156	Kilakkēkkara Vadakku.	2214	Kattachira.
2157	Kōttayilmuri.	2215	Iṭṭuppakulam.
2158	Vettuvēnni.	2216	Chunnakkara North.
2159	Āyikkādu.	2217	Komathar.
2160	Kānjūr Kottakkakom.	2218	Pongaladi.
2161	Mātevikkādu.	2219	Māmpilāy.
		2220	Mulampliā.

—(Continued).

kara.

—(Continued).

16. Kartigappalli:	130. Kar- tigar- karn.	2162 Nangayarkulam kara. 2163 Puzakkandulam. 2164 Chingoli North. 2165 Do. South. 2166 Viyyapuramuri. 2167 Pilappala Tekkumuri. 2168 Melpatanamuri. 2169 Vellomkulamkaramuri. 2170 Pavappattumuri. 2171 Pilappala Vadakkumuri. 2172 Kariçalumuri. 2173 Kunnam. 2174 Eravom kara. 2175 Aruncottaimangalam. 2176 Mavellikara. 2177 Kottimkavu. 2178 Kali Mel. 2179 Vettiyathu Vadakku. 2180 Talak kara. 2181 Putinakavu. 2182 Akkanattu kara. 2183 Vettiyaattu Tekku. 2184 Kottakkakam. 2185 Kandiyur. 2186 Mannakkadu. 2187 Prayak kara. 2188 Valuvadi.	130. Pantalam Tekkara.	2221 Pajakkara. 2222 Idamali. 2223 Perampulikkal. 2224 Paalikkottukkal. 2225 Muduyurkonam. 2226 Thevudloor. 2227 Nadvvil. 2228 Mangarom. 2229 Kadakkala. 2230 Poodikkadu. 2231 Bazavattikkum Padinjaru. 2232 Maljisa. 2233 Vayalimm Padinjaru. 2234 Kurampala. 2235 Muttattu. 2236 Thevtrakonam.	2237 Cherukunnam. 2238 Pombattu. 2239 Paalikal kilakké kara. 2240 Perungala. 2241 Vadakké Manguli. 2242 Ithi. 2243 Impirikkadu. 2244 Kurushikkadu South. 2245 Do. North. 2246 Menoppalli. 2247 Nadakkavu. 2248 Varenikkal. 2249 Ponnala. 2250 Vadhariyangalam. 2251 Nadakkavu Kakkannattu Koppally Karama. 2252 Tekke Mankuli.
17. Mavellikara:	131. Kialakké- karn.	2189 Tekkek kara. 2190 Peru Karama. 2191 Kammudi. 2192 Velappalli. 2193 Chattriyara.	136. Thekkékkara.		

17. Mavelikkara	138.	<p>2280 Pulimél. 2281 Valimikkomam. 2282 Kidangathu. 2283 Nedukkulangi. 2284 Kilakké Vali. 2285 Cherukole. 2286 Káránnia East. 2287 Parrenkottakkom. 2288 Káránnia West. 2289 Orjipom. 2290 Tirperunthúr. 2291 Tekkumuri. 2292 Padinjáre Vali. 2293 Eramatthúr.</p>	142.	<p>2340 Buttanmoor East. 2341 Perinjádu. 2342 Pērecherimuri. 2343 Ullanmoor. 2344 Puthen Kávu. 2345 Mula kkalu. 2346 Mundaia Kávu. 2347 Mangalom. 2348 Idanidu 2349 Kottayam. 2350 Thittamél. 2351 Viradu shēri. 2352 Kárákkádu. 2353 Panavátuk kara. 2354 Erumalji kara. 2355 Pándanadu West. 2356 Kolavalloor. 2357 Prayáru. 2358 Ariyi kara. 2359 Nannattumuri. 2360 Angádkkal. 2361 Vannali. 2362 Thiruvom Mundloor. 2363 Umayáthum kara. 2364 Kōledut hu-shēri. 2365 Piramatlak kara. 2366 Válarumangalom. 2367 Kilachery Mēl. 2368 Láten shēri. 2369 Peringala. 2370 Malakeeru Mēl. 2371 Mutavali. 2372 Kilavannali. 2373 Malakkeemkeel. 2374 Pándanadu East.</p>
17. Mavelikkara	139. Chennithala.		143. Vadakkēkkara.	
18. Chengannur	140. Pauthalam Vadakke Kara.	<p>2294 Thumpamon thálat hu. 2295 Matavéli. 2296 Venmoni West. 2297 Parampoor. 2298 Ulakkádu. 2299 Máraannu. 2300 Māntu kara. 2301 Gaattúr. 2302 Venmani East. 2303 Do. Thálattura. 2304 Dayunthitu. 2305 Pīnthalakal hu. 2306 Venmanitikal hu. 2307 Kōttukulamji Kárádu. 2308 Pānala Erath hu. 2309 Kyppala. 2310 Vennūkkara South. 2311 Do. North.</p>		

18. Chengannur	145. Omal	<p>2403 Prakkánom. 2404 Manjani kara. 2405 Parayanálmuri. 2406 Panniyálmuri. 2407 Áttarikom. 2408 Mullanikkátumuri. 2409 Iynádi Mekkumuri. 2410 Do. Kilakkummuri. 2411 Chikkamál. 2412 Maunár Moolamuri. 2413 Erathn. 2414 Mēloorubhāzom. 2415 Pevallibhāzom. 2416 Puthenpeddicamuri.</p>	19. Tiru	148. Air	<p>2403 Kólam shéri. 2404 Kadmaññitta. 2405 Káttur kara. 2406 Kóttáthūr. 2407 Cherukole kara. 2408 Káttu pēttuh. 2409 Thadiyūr. 2470 Vellira. 2471 Mallapilla shéri. 2472 Njūlu kara. 2473 Peroor. 2474 Vanchitara. 2475 Airoor kara. 2476 Káñjiru kara. 2477 Idappávoor kara. 2478 Kesakooloor. 2479 Kythakkodi. 2480 Kunnattu kara. 2481 Pakku kara. 2482 Kurutháru. 2483 Makkannoo kara.</p>	146. Kumbala	149. Armmula	<p>2484 Panniprayáru. 2485 Neerulákom. 2486 Nollikkal. 2487 Pullattu kara. 2488 Karuchi muttom. 2489 Vallana. 2490 Kóttakkaru. 2491 Nadukattu kara. 2492 Idavaran mūla. 2493 Thottappilla shéri. 2494 Nedumprayáru. 2495 Kuriyannūr. 2496 Koipprom.</p>
----------------	-----------	--	----------	----------	---	--------------	--------------	---

20. Ambalappula		21. Shert	
2634	Kilakkē Kunnumēl.	161. Kā	2694
2635	Kannādi Padijattumuri.		2695
2636	Do. Vadakkēmmuri.		2696
2637	Akkākkottu Punnammuri.		2697
2638	Vellyanādu.		2698
2639	Vadakārom West.		2699
2640	Kandomkari.		2700
2641	Vadakārom East.		2701
2642	Chirayakom.		2702
2643	Tennadi		2703
2644	Pullangādi.		2704
2645	Thakali.		2705
2646	Kunnumēl.		2706
2647	Pulimkundu.		2707
2648	Kōttabhāgommuri.		2708
2649	Chaturttiakari.		2709
2650	Punnakkunnammuri.		2710
2651	Tekkēmmuri.		2711
2652	Kākkālam.		2712
2653	Kōmana.		2713
2654	Ambalappula.		2714
2655	Kanjipādom.		2715
2656	Neerkunnam.		2716
2657	Vādakkal.		2717
2658	Alappula.		2718
2659	Punnappuram.		2719
2660	Kythavana.		
2661	Alleppey from Chaniyāttukavu to Putten top.		
2662	Do. West of Cutcherry.		
2663	Do. South of the palace road.		
164. Ambalappula.		Aroor.	2708
163. Pulimkundu.		Thanneer- mukam.	2702
162. Thakali.		169. Va- yalaru.	2694
161. Kā		168.	2692
		171. mūkam.	2701
		172. Aroor.	2708
		173. Thanneer- vālikulam.	2697
		174. Va- yalaru.	2694
		175. Va- yalaru.	2695
		176. Va- yalaru.	2696
		177. Va- yalaru.	2697
		178. Thanneer- vālikulam.	2698
		179. Va- yalaru.	2699
		180. Va- yalaru.	2700
		181. Va- yalaru.	2701
		182. Va- yalaru.	2702
		183. Va- yalaru.	2703
		184. Va- yalaru.	2704
		185. Va- yalaru.	2705
		186. Va- yalaru.	2706
		187. Va- yalaru.	2707
		188. Va- yalaru.	2708
		189. Va- yalaru.	2709
		190. Va- yalaru.	2710
		191. Va- yalaru.	2711
		192. Va- yalaru.	2712
		193. Va- yalaru.	2713
		194. Va- yalaru.	2714
		195. Va- yalaru.	2715
		196. Va- yalaru.	2716
		197. Va- yalaru.	2717
		198. Va- yalaru.	2718
		199. Va- yalaru.	2719
		200. Va- yalaru.	

2747	Paravoor.	2737	Turuti unniël.	183. Vetchür.	2807	Kadu Vetchür.	Mudiyür.
2748	Kaundaiadu.	2758	Kulasekharanangalóm.	184. Manjoor.	2808	Idayádom.	Kodumáloor.
2749	Thuruti unniël.	2759	Padinjare kara.		2809	Tabayálam.	Arpooor kara.
2750	Idavattom.	2760	Vadakkémuri.		2810	Oollala.	
2751	Kattür kara.	2761	Padinjaremmuri.		2811	Thekkakom.	
2752	Mavaan Turutti.	2762	Irunthooli kara.		2812	Kutavara.	
2753	Vadakkumbhágom.	2763	Vykkamparavaramuri.		2813	Kallara.	
2754	Thekkumbhágom.	2764	Thekkémuri.		2814	Perunthuruthoo.	
2755	Káálikkumoo.				2815	Oamalloor.	
2756	Yenádi.				2816	Kurumalloor.	
					2817	Kótamalloor.	
				2818	Oanamthurut hu.		
				2819	Maymuri.		
				2820	Necudur.		
				2821	Iravimangalóm.		
				2822	Manjoor Kilakkumbhágom.		
				2823	Káttálpakku.		
				2824	Manjoor Thekkumbhágom.		
				2825	Do. Vadakkumbhágom.		
				2826	Puruchery kara.		
				2827	Yelamáthurutti.		
				2828	Iravimangalóm.		
				2829	Mánnáru.		
				2830	Kulasekharapuram.		
				2831	Kaduthuruthi.		
				2832	Madhuravélli.		
				2833	Yerumathuruthu.		
				2834	Avankudi.		
				2835	Vellom shéri.		
2770	Dēvapuvattom.	179. Pallipprom.		185. Kaduthuruthi.			
2771	Ulavypumuri.						
2772	Tirumalloor.						
2773	Nadubbágom.						
2774	Pallippuram.						
2775	Chemampallippuram.						
2776	Tykkattu shéri.						
2747	Paravoor.	176. Mannakkim.					
2748	Kaundaiadu.						
2749	Thuruti unniël.						
2750	Idavattom.						
2751	Kattür kara.						
2752	Mavaan Turutti.						
2753	Vadakkumbhágom.						
2754	Thekkumbhágom.						
2755	Káálikkumoo.						
2756	Yenádi.						
2757	Turuti unniël.						
2758	Kulasekharanangalóm.	177. Kulasekhar-					
2759	Padinjare kara.	mangrám.					
2760	Vadakkémuri.						
2761	Padinjaremmuri.						
2762	Irunthooli kara.						
2763	Vykkamparavaramuri.	177. Kulasekhar-					
2764	Thekkémuri.	mangrám.					
2765	Cheláttubhágom.						
2766	Mattatt ilbhágom.						
2767	Perumbalóm.	178. Pánu-					
2768	Turuti ilbhágom.	valli.					
2769	Pánavalli.						

23. Eitu

22. Vyk

2862	Chengulom.	24. Kotayam	191.	2923	Kārāppila.
2863	Kumaragom Vadakkumbhūgom.	25. Changanachery.	194. Ve-	2924	Kiliroor.
2864	Parippu kara.		lanattu.	2925	Thiruvārppu.
2865	Oolasa kara.			2926	Chaugalom.
2866	Ambanoni.			2927	Meeanoni.
2867	Valliyattu kara.			2928	Pāmpādi.
2868	Kunnanoni kara.			2929	Yelloor.
2869	Mariyattarutthu.			2930	Kotbala.
2870	Malloo shēri.			2931	Mādappādu.
2871	Nattā shōvi.			2932	Kurappāda.
2872	Pāmpūpā.			2933	Pangāda.
				2934	Idakkattoor.
2873	Āulappūla.			2935	Idamula.
2874	Pallom.			2936	Panamattom.
2875	Māvīlangru.			2937	Ilomkulom.
2876	Chingavanom.			2938	Ilompalli.
2877	Parathara Muttam.			2939	Karkkulom Mallika shēri.
2878	Kuli Mattom.			2940	Yelikkulam.
2879	Parachikkādu.			2941	Oonulakunnom.
2880	Muttom.			2942	Matta kara.
2881	Mariyappalli.			2943	Anikkādu.
2882	Mulanakula.				
2883	Kakkūr.				
2884	Moolavattom.			2944	Veliyanādu.
2885	Muppayikkādu.			2945	Kumarom kari.
2886	Punnakkal.			2946	Kadamjoor.
2887	Kunnappalli.			2947	Kunmani kari.
2888	Kollanādu.				
2889	Madanēlkāvu.			2948	Neelampēroor.
2890	Pooventhiruttu.			2949	Chakkachompādkku.
2891	Choliakkādu.			2950	Tekkēera.
2892	Chāmānikādu.			2951	Vadakkēera.
2893	Pādkku.			2952	Vāladı.
2894	Velloo thuruttu.				
187.	188. Almannom.				
	189. Nattakom.				

Number and Taluq.	Name of Kara.	Number and Taluq.	Name of Kara.	Number and Taluq.	Number.	Name of Kara.
195. Nee-lamperrit (Contd.)	2953 Narakatara. 2954 Kynady. 2955 Chera kara. 2956 Vyattupakku. 2957 Chennomkari.	201. Lalom.	3010 Vellipadu. 3011 Keelachadyur. 3012 Neechipubar. 3013 Karur. 3014 Ponadu. 3015 Vayappattu. 3016 Anthinadu. 3017 Kadappattur.			
196. Mancha-dikara.	2958 Valappalli Kilakkumbhagom. Do. Fandinjattumbhagom. 2959 Kurichi kara. 2961 Ithithanam. 2962 Péroor kara. 2963 Thuruthi.		3018 Kondar. 3019 Melampara. 3020 Keelampara. 3021 Meluvalu. 3022 Irupappa. 3023 Valakom. 3024 Veerakkadu. 3025 Kolati. 3026 Thittanadu. 3027 Irattupettah. 3028 Thakappalam. 3029 Peermade.			
197. Changanacheri.	2964 Perunnayil Padinjattumbhagom. Do. Kilakkumbhagom. 2966 Madappalli. 2967 Kurumpanedom. 2968 Trikkodittanom. 2969 Pilavattu. 2970 Vayippadu.		3030 Vadakkekara in Poonjattu Idavagai. 3031 Mavady mala do. 3032 Perumilom do. 3033 Nadakkal do. 3034 Thekké kara do. 3035 Mannom do. 3036 Kunnunno do. 3037 Adakká mala do.			
Puthuppalli.	2971 Puthuppalli. 2972 Yérickadu. 2973 Vákattanom. 2974 Champa kara. 2975 Thottukadu. 2976 Iravinilloor. 2977 Tirkóthamangalom.	Kondur.				

— (continued).

25. Changamacheri		26. Meena	
2978	Kādamuri.	3038	Chāt-hapilāppalli
2979	Pariyāram.	3039	Muttā mala
2980	Nedumkunnom.	3040	Mundāppalli
2981	Manalādy.	3041	Chēnnadu
2982	Rāmakari.	3042	Teekoi kara
2983	Māmbalakari.	3043	Mattu mala
2984	Mittāru.	3044	Vellāni
2985	Mitrakari.	3045	Mūkkompu
2986	Vēlpara.	3046	Piāppalli
2987	Cheru Valli.	3047	N jarākadu
2988	Koovattalattu Kilakumbhāgom.	3048	Adivāram
2989	Kanjula.	3049	Idamala
2990	Pāloor.	3050	Maangalom mala
2991	Chēnappadi.	3051	Choppoor mala
2992	Manimala.	3052	Kurinjilla
2993	Kulattūr.	3053	Thalanādu
2994	Peerimade.	3054	Rāmapuram.
2995	Do. Alnthayil thottam.	3055	Vellāppalli.
2996	Do. Annapoornésavari thottom.	3056	Kadanādu.
2997	Yedakkunom.	3057	Ēlaracheri.
2998	Kānjirāppalli.	3058	Pjaku.
2999	Tambalakādu.	3059	Arimkompu.
3000	Vada kara.	3060	Marangādu.
3001	Ērathu Vada kara.	3061	Maytiri
3002	Ālappura.	3062	Neeloor.
3003	Erumēli.	3063	Keelthiri.
3004	Kuratti.	3064	Koodappulom.
3005	Peruvantānari.	3065	Idak koli.
3006	Koovattāla Idabhāgom.	3066	Amāna kara.
3007	Do. Vadakkumbhāgom.	3067	Kurinji.
3008	Lālom.	3068	Kondātu.
3009	Pālā.	3069	Paiyennūr.
		3070	Vallichira.
198.	200. Kanjirāppalli.	202.	Rāmapuram.

3220	Chalapprom.								
3221	Koott haittookulom.								
3222	Kāvana.								
3223	Avōhi.								
3224	Tekkē Māvādi.								
3225	Vadakkam Māvādi.								
3226	Perumballoor.								
3227	Pandappullī.								
3228	Keel Madangru.								
3229	Mēl Madangru.								
3230	Ārakkula.								
3231	Thottak kara.								
3232	Nadu kara.								
3233	Randāroo.								
3234	Peringula.								
3235	Muvattupula.								
3236	Ārikadu.								
3237	Rānangalom.								
3238	Piravom.								
3239	Kakkātin kara.								
3240	Pālūr.								
3241	Vethiyappirom.								
3242	Alappuram.								
3243	Perumpadavom.								
3244	Ilanji.								
3245	Muthalapuram.								
3246	Ūrayom.								
3247	Mēmuri.								
3248	Pāmpara.								
3249	Rānangalom.								
3250	Maniyitu kara.								
211.									
212.	Muvattupula.								
213.	Piravom.								
214.	Rānangalom.								
215.									
216.	Manak	3278	Puthupaniyārom.						
		3279	Periyāpārambu.						
		3280	Viralimattom.						
		3281	Manakkādu.						
		3282	Churalloor.						
		3283	Kuminji.						
		3284	Keelpirappila.						
		3285	Chittoor.						
		3286	Talamattom.						
		3287	Kāppu.						
		3288	Vengalloor.						
		3289	Kallookādu.						
		3290	Mudappamoor.						
		3291	Idaloor.						
		3292	Perumbilli chira.						
		3293	Manjalloor.						
		3294	Tiathavarakunomom						
		3295	Kalloor kara.						
		3296	Nirampilla.						
		3297	Nāgappila.						
		3298	Mylakkombu.						
		3299	Kunāramangalom.						
		3300	Vālakulom.						
		3301	Kalayūr.						
		3302	Vadacodu.						
		3303	Kāricode.						
		3304	Thondikkula.						
		3305	Muttom.						
		3306	Thudanganadu.						
		3307	Tekkumbhāgom.						
		3308	Idavetti.						
		3309	Keerikodu.						
		3310	Elumattom.						
217.	Kunāramangalom.								
218.	Kārikodu.								
28.	Todu								

3396	Kánjirakódu.	3396	Kánjirakódu.
3397	Káratuvalli.	3397	Káratuvalli.
3398	Vallom.	3398	Vallom.
3399	Chikámatom.	3399	Chikámatom.
3400	Pralayakkádu.	3400	Pralayakkádu.
3401	Pulukkádu.	3401	Pulukkádu.
3402	Turuthi.	3402	Turuthi.
3403	Nedungapra.	3403	Nedungapra.
3404	Vendúr.	3404	Vendúr.
3405	Yelamvagappalli.	3405	Yelamvagappalli.
3406	Ayimudi.	3406	Ayimudi.
3407	Mudakkula.	3407	Mudakkula.
3408	Kódomádu.	3408	Kódomádu.
3409	Kurichilakódu.	3409	Kurichilakódu.
3410	Thettuva.	3410	Thettuva.
3411	Chēvānalloor.	3411	Chēvānalloor.
3412	Yedavūr.	3412	Yedavūr.
3413	Palliprom.	3413	Palliprom.
3414	Kudalappádu.	3414	Kudalappádu.
3415	Koovappadi.	3415	Koovappadi.
3416	Karompa shēri.	3416	Karompa shēri.
3417	Akanádu.	3417	Akanádu.
3418	Padayompádi.	3418	Padayompádi.
3419	Kottom Chathapalli.	3419	Kottom Chathapalli.
3420	Pannikuli.	3420	Pannikuli.
3421	Puliyaijūr.	3421	Puliyaijūr.
3422	Tammámatom.	3422	Tammámatom.
3423	Kadamattom.	3423	Kadamattom.
3424	Venkilá.	3424	Venkilá.
3425	Mouappalli.	3425	Mouappalli.
3426	Cherukunnom.	3426	Cherukunnom.
3427	Marangáttóor.	3427	Marangáttóor.
3428	Yeliprom.	3428	Yeliprom.

29. Kunnattunadu

3339	Vannoor.	3339	Vannoor.
3340	Mannapirom.	3340	Mannapirom.
3341	Kurukkanádu.	3341	Kurukkanádu.
3342	Oliyirippu	3342	Oliyirippu
3343	Pallikkēl.	3343	Pallikkēl.
3344	Oodumbanoor.	3344	Oodumbanoor.
3345	Neyya shēri.	3345	Neyya shēri.
3346	Kodikulom.	3346	Kodikulom.
3347	Karimmanoor.	3347	Karimmanoor.
3348	Asamanoor.	3348	Asamanoor.
3349	Nooleli.	3349	Nooleli.
3350	Panachiyara.	3350	Panachiyara.
3351	Pinnayara.	3351	Pinnayara.
3352	Vávik kara.	3352	Vávik kara.
3353	Vayvál.	3353	Vayvál.
3354	Cherukunnom.	3354	Cherukunnom.
3355	Rāvimaṅgalom.	3355	Rāvimaṅgalom.
3356	Mudakiráye.	3356	Mudakiráye.
3357	Maythala.	3357	Maythala.
3358	Yekkunom.	3358	Yekkunom.
3359	Keezilom.	3359	Keezilom.
3360	Pulluváli.	3360	Pulluváli.
3361	Vadakkē Yeliprom.	3361	Vadakkē Yeliprom.
3362	Thekke do.	3362	Thekke do.
3363	Palliprom.	3363	Palliprom.
3364	Vadakkē Vákkulom.	3364	Vadakkē Vákkulom.
3365	Thekke do.	3365	Thekke do.
3366	Chuttupádu.	3366	Chuttupádu.
3367	Pónai.	3367	Pónai.
3368	Pliyádu.	3368	Pliyádu.
3369	Vadakkumbhāgom.	3369	Vadakkumbhāgom.

29. Kunnattunadu

28. Todupula


3458	Mattakuli.	3518	Yermathala.
3459	Puttamamur.	3519	Mottent.
3460	Venmani.	3520	Choomani kara.
3461	Varkikoli.	3521	Thaikadu.
3462	Kakkadu.	3522	Alwaye.
3463	Parakkodu.	3523	Thorumukhoom.
3464	Monkala.	3524	Kuduma sberi.
3465	Vempilli.	3525	Kunnukuly.
3466	Palli kara.	3526	Keelamattu.
3467	Peringala.	3527	Vadakkummuri.
3468	Pinarumundu.	3528	Thekkummuri.
3469	Pannickadu.	3529	Kilakkummuri.
3470	Valampur.	3530	Thiruváloor.
3471	Kythakadu.	3531	Karingaturuthu.
3472	Gnáráloor.	3532	Pudinjare Kodungalloor.
3473	Eramēi.	3533	Kutikattuara.
3474	Chittanadu.	3534	Yelu kara.
3475	Palanganadu.	3535	Uliyanadu.
3476	Chengara.	3536	Neerikodu.
3477	Choorakodu.	3537	Yeramom.
3478	Kunmanodu.	3538	Methanom.
3479	Chelukulom.	3539	Chirayam.
3480	Vilangu kara.	3540	Kayanti kara.
3481	Karakulom.	3541	Muppatadom.
3482	Mákkini kara.	3542	Idayároo.
3483	Malayidam Turuthu.	3543	Kilakke Kodungalloor.
3484	Ambanadu.	3544	Kongáпали.
3485	Oorkadu.	3545	Ulanadu.
3486	Kalikkampalom.	3546	Kofuvalanji.
3487	Poryakkunnom.	3547	Thottakkadu.
3488	Thamarachálprom.	3548	Kónjini kara.
3489	Ayirápurom.	3549	Kóttapuram.
3490	Matuvannur.	3550	Páráyikulam.
227. Aikka		231. Aha	
228. Kunnattumdu.		232. Pithra.	
		233. Alangadu.	
29. Kunnattumdu	30. Aham		

3578	Peehání kádu.	3639	Nanthiyáttukunnom.
3579	Mukkannoor.	3640	Kúttakádu.
3580	Keetoor.	3641	Tiottu kara.
3581	Náyat hōdu.	3642	Teeyat hūrut hu.
3582	Tdayattūr.	3643	Chāttāttu kara.
3583	Kārikōdu.	3644	Pooypappalli.
3584	Karāyámparambu.	3645	Pattanom.
3585	Vyttāla.	3646	Ālam hūrut hu.
3586	Vāboor.	3647	Māchānt hūrut hu.
3587	Kodakulangara.	3648	Kunjitay.
3588	Vendoor.	3649	Valiyat hūrut hu.
3589	Cheruvātur.	3650	Kattat hūrut hu.
3590	Yeyayamkudi.	3651	Thuruthippuram.
3591	Paloo shēri.	3652	Onatrakádu.
3592	Amamanada.	3653	Chárakádu.
3593	Thuravoor.	3654	Oavathuruthu.
3594	Kidangūr.	3655	Pāvakádu.
3595	Ālattūr.	3656	Madapilar hūrut hu.
3596	Ankamāli.	3657	Perumanom Desavaliyil Perannoor.
3597	Āla kara.	Do.	Pallippom.
3598	Champannoor.	Do.	Kodannoor.
3599	Kalloor.	Do.	Vattakkádu.
3600	Kumbidi kara.	Do.	Chakkia-kádu.
3601	Vennoor.	Do.	Yelāttu kara.
3602	Maylettūr.	Do.	Vendini shēri.
3603	Kurukukenti.	Do.	Vattuvomkōor.
3604	Karuma shēri.	Do.	Perum shēri.
3605	Kannukuli shēri.	3666	Munampumuri.
3606	Moolikulam.	3667	Māliam kara.
3607	Puliyanom.	3668	Chetrikádu.
3608	Kottūr shēri.	3669	Moothakunnu.
3609	Chettikulam.	3670	Kóttuvallikōdu.
3610	Kariyā shēri.	3671	Thurilippom.
3611	Páarakadavu.	3672	Kottappom.
237. Páarakkadavu.			
236. Kodakulangara.			
239.			
240. Vatakkkara.			
31. Pa			

3699	Dēvarkādu.		
3700	Puttenpalli.		
3701	Kilakkumbhāgom.		
3702	Maajumel.		
3703	Ēloor Vadakkumbhāgom.		
3704	Do. Thekkumbhāgom.		
3705	Thuruthikadāvu.		
		247. Thekkadi.	3728
		246. Periar.	3727

V. NAGAM AIYA,
 Settlement Deewan Peishcar and
 Census Commissioner, Trancore.





315.4

T697₂


Travancore. Census commissioner.

Report on the census of

Travancore.

315.4

T697₂



315.4
T697
2

